

US00D561625S

(12) **United States Design Patent**
Cherneff et al.

(10) **Patent No.:** **US D561,625 S**
(45) **Date of Patent:** **** Feb. 12, 2008**

(54) **RF ID TAG DEVICE**

(75) Inventors: **Jonathan Cherneff**, Roslindale, MA
(US); **Rupert A. Schmidtberg**,
Westford, MA (US)

(73) Assignee: **Sensitech, Inc.**, Beverly, MA (US)

(**) Term: **14 Years**

(21) Appl. No.: **29/258,565**

(22) Filed: **Apr. 24, 2006**

(51) **LOC (8) Cl.** **10-05**

(52) **U.S. Cl.** **D10/104**

(58) **Field of Classification Search** D10/104-121;
D9/416, 438, 419, 902; D18/7; D14/218,
D14/154, 490; D19/9-11; D26/46; D12/415;
235/451; 725/153; 340/572; 362/154
See application file for complete search history.

(56) **References Cited**

U.S. PATENT DOCUMENTS

D316,817 S *	5/1991	Forbes et al.	D9/438
D349,049 S *	7/1994	Gulliver	D9/416
D367,720 S *	3/1996	Sinclair	D26/46
D384,971 S *	10/1997	Kawan	D19/9
D427,099 S *	6/2000	Hunter	D10/104
D438,563 S *	3/2001	Webb et al.	D19/10
6,409,360 B2 *	6/2002	Contant et al.	362/154
D490,841 S *	6/2004	Castillo	D18/7
D510,595 S *	10/2005	Cook, Jr.	D19/9
D514,619 S *	2/2006	Brink et al.	D19/9
D521,500 S *	5/2006	Sass	D14/218

D523,472 S *	6/2006	Brink et al.	D19/9
D533,894 S *	12/2006	Chan	D18/7
D544,522 S *	6/2007	Chow	D18/7
2002/0112250 A1 *	8/2002	Koplar et al.	725/153
2006/0145865 A1 *	7/2006	Forster	340/572.8
2006/0266831 A1 *	11/2006	Kozlay	235/451
2007/0040030 A1 *	2/2007	Kranzley et al.	235/451
2007/0171076 A1 *	7/2007	Stevens et al.	340/572.8

* cited by examiner

Primary Examiner—Robert M. Spear
Assistant Examiner—George D Kirschbaum
(74) *Attorney, Agent, or Firm*—Wolf, Greenfield & Sacks,
P.C.

(57) **CLAIM**

The ornamental design for a RF ID tag device, as shown and described.

DESCRIPTION

FIG. 1 is a front view of the RF ID tag device showing our new design;

FIG. 2 is a rear view thereof;

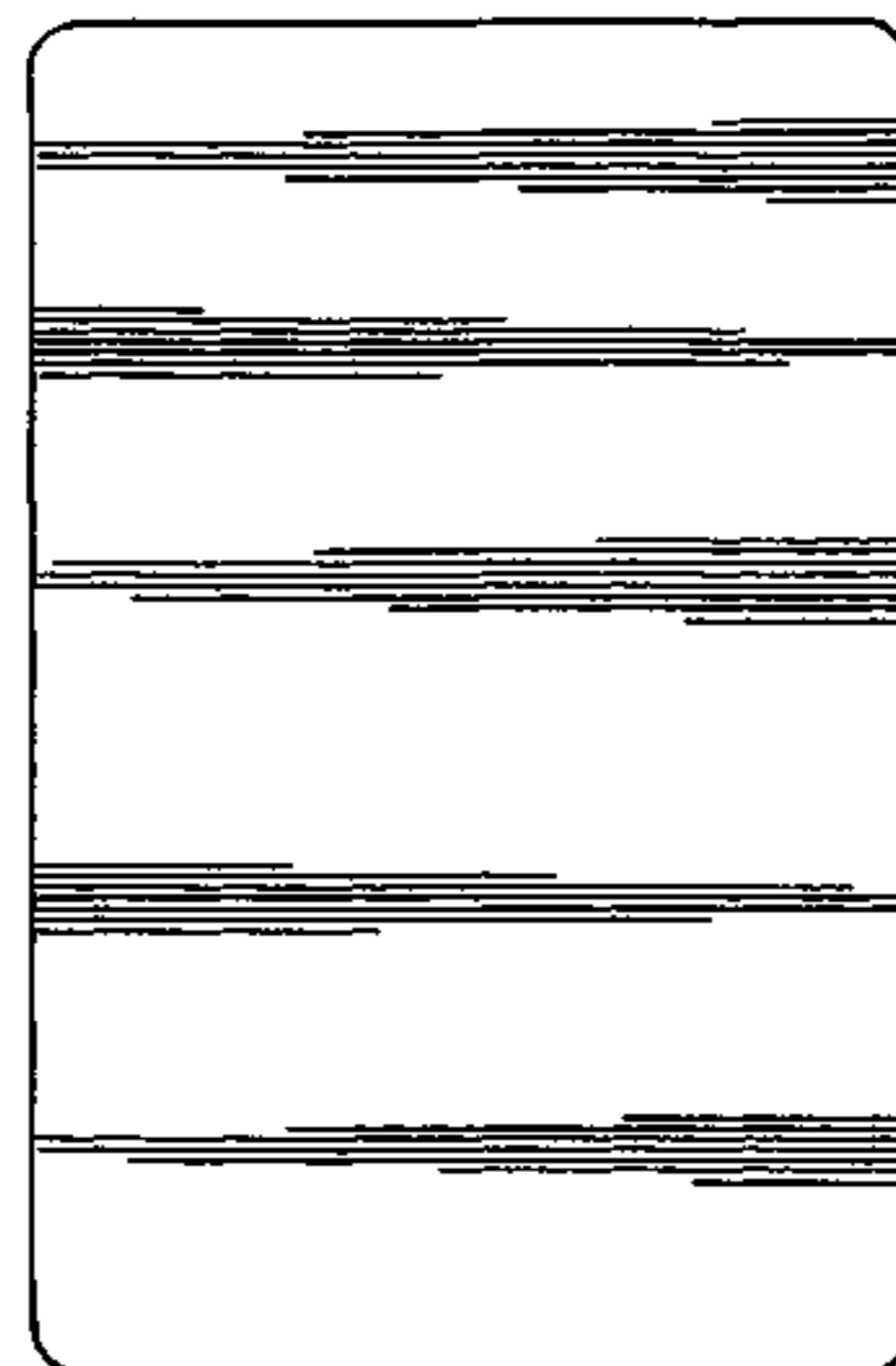
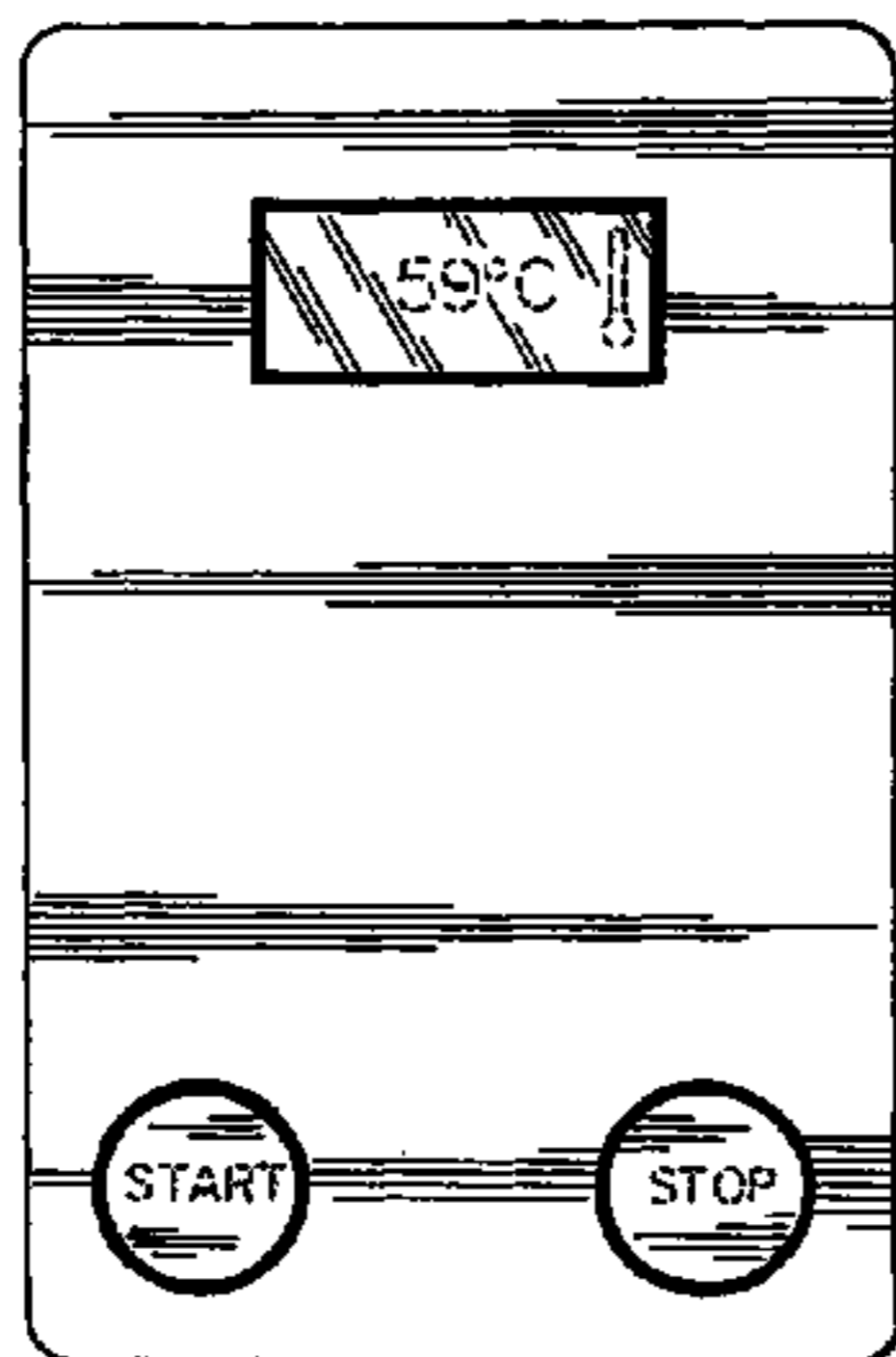
FIG. 3 is a left view thereof, the right side view being a mirror image thereof;

FIG. 4 is a top view thereof; and,

FIG. 5 is a bottom view thereof.

In the drawings, the broken line showing of text depicts environmental subject matter and forms no part of the claim.

1 Claim, 1 Drawing Sheet



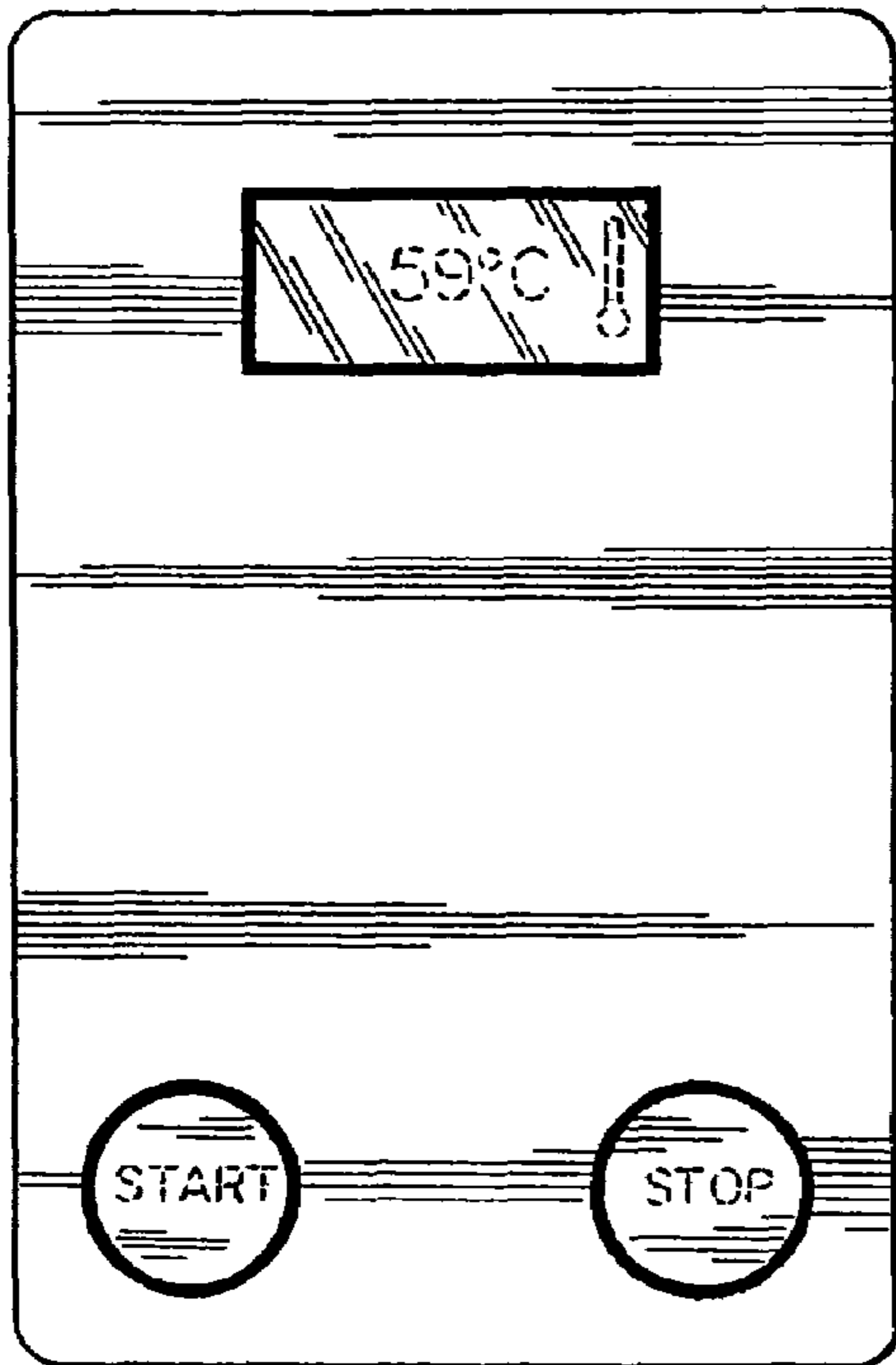


Fig. 1




Fig. 2



Fig. 4



Fig. 5



Fig. 3