

US00D561623S

(12) **United States Design Patent**  
**Ogura et al.**

(10) **Patent No.:** **US D561,623 S**  
(45) **Date of Patent:** **\*\* Feb. 12, 2008**

(54) **SENSOR CHIP FOR BIOCHEMICAL ANALYSIS**

2003/0046811 A1\* 3/2003 Chang et al. .... 600/365  
2004/0124098 A1\* 7/2004 Huang et al. .... 205/775  
2006/0070878 A1\* 4/2006 Wu et al. .... 204/403.01

(75) Inventors: **Nobuhiko Ogura**, Kanagawa (JP);  
**Katsuaki Muraishi**, Kanagawa (JP);  
**Hitoshi Shimizu**, Kanagawa (JP);  
**Masashi Hakamata**, Kanagawa (JP);  
**Yasunobu Sakaguchi**, Kanagawa (JP);  
**Hideyuki Morimoto**, Kanagawa (JP);  
**Hiroyuki Ota**, Kanagawa (JP);  
**Masayasu Konishi**, Kanagawa (JP);  
**Yoshiyuki Kunuki**, Kanagawa (JP)

**OTHER PUBLICATIONS**

“OHIM Design Registration No. 000391321-0001,” OHIM—Office for Harmonization In the Internal Market, Aug. 23, 2005.  
“OHIM Design Registration No. 000391321-0002,” OHIM—Office for Harmonization In the Internal Market, Aug. 23, 2005.  
“OHIM Design Registration No. 000391321-0003,” OHIM—Office for Harmonization In the Internal Market, Aug. 23, 2005.  
“OHIM Design Registration No. 000391321-0004,” OHIM—Office for Harmonization In the Internal Market, Aug. 23, 2005.  
“OHIM Design Registration No. 000391321-0005,” OHIM—Office for Harmonization In the Internal Market, Aug. 23, 2005.

(73) Assignee: **Fujifilm Corporation**, Tokyo (JP)

\* cited by examiner

(\*\*) Term: **14 Years**

*Primary Examiner*—Antoine D. Davis  
(74) *Attorney, Agent, or Firm*—Young & Thompson

(21) Appl. No.: **29/266,470**

(22) Filed: **Sep. 22, 2006**

(57) **CLAIM**

(30) **Foreign Application Priority Data**

Mar. 23, 2006 (JP) ..... 2006-007193

The ornamental design for a sensor chip for biochemical analysis, as shown and described.

(51) **LOC (8) Cl.** ..... **10-04**

**DESCRIPTION**

(52) **U.S. Cl.** ..... **D10/81**

(58) **Field of Classification Search** ..... D10/81;  
204/403.01, 412; 205/775; 422/56, 101;  
435/278.2; 436/169, 172, 178, 73, 80, 164;  
600/365

FIG. 1 is a perspective view of a sensor chip for biochemical analysis, showing our new design;

FIG. 2 is a side elevational view thereof;

FIG. 3 is a side elevational view thereof from the side opposite that shown in FIG. 2;

FIG. 4 is a top plan view thereof;

FIG. 5 is a bottom plan view thereof;

FIG. 6 is a side elevational view thereof from the left of FIG. 2; and,

FIG. 7 is a side elevational view thereof from the right of FIG. 2.

See application file for complete search history.

(56) **References Cited**

**U.S. PATENT DOCUMENTS**

D379,662 S \* 6/1997 Pearson et al. .... D10/81  
D379,663 S \* 6/1997 Pearson et al. .... D10/81  
6,751,491 B2 \* 6/2004 Lew et al. .... 600/345  
6,787,368 B1 \* 9/2004 Wong et al. .... 435/287.2  
6,866,758 B2 \* 3/2005 Bhullar et al. .... 204/403.02  
6,998,246 B2 \* 2/2006 Schaffler et al. .... 435/181

**1 Claim, 4 Drawing Sheets**

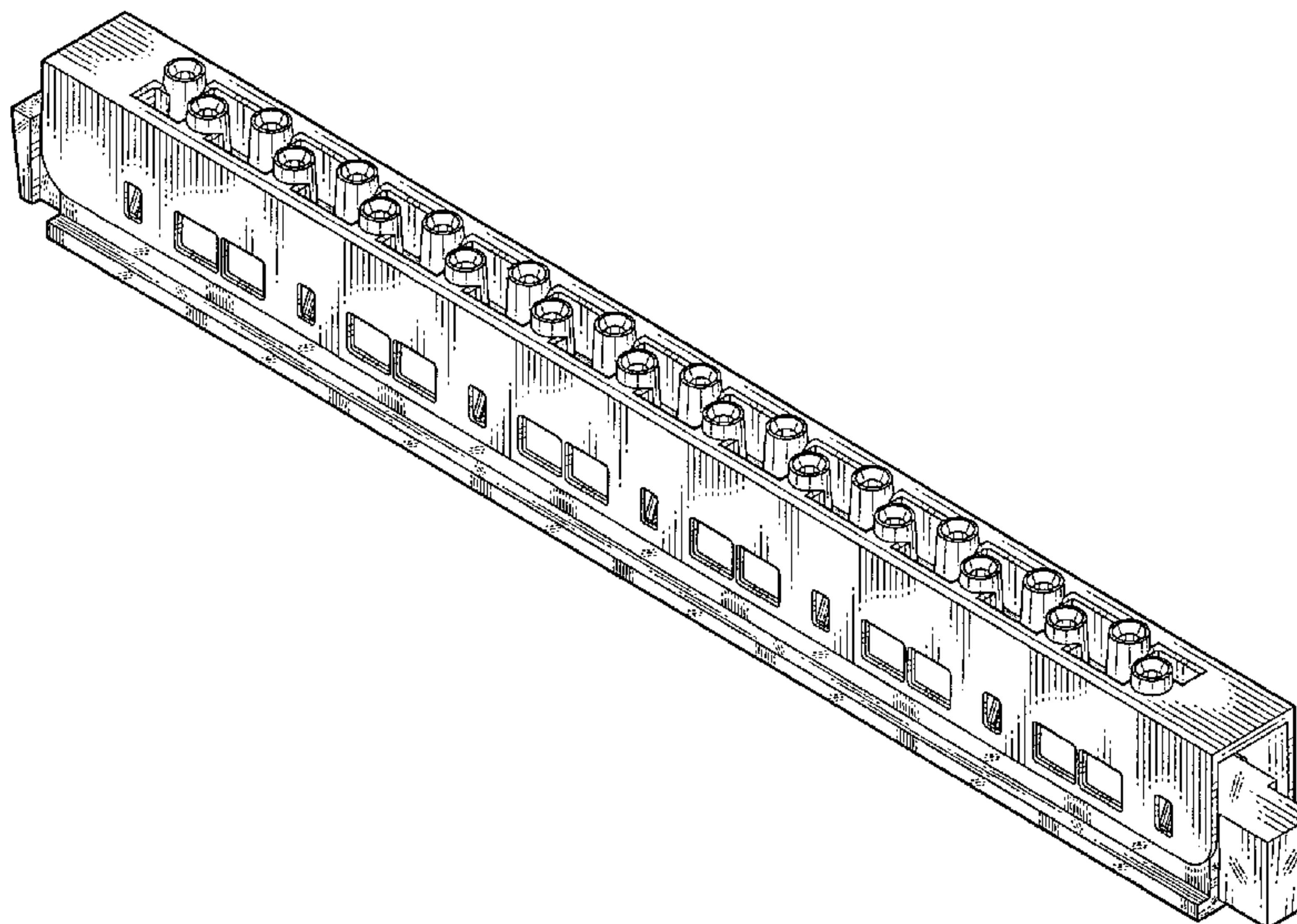


FIG. 1




FIG. 2

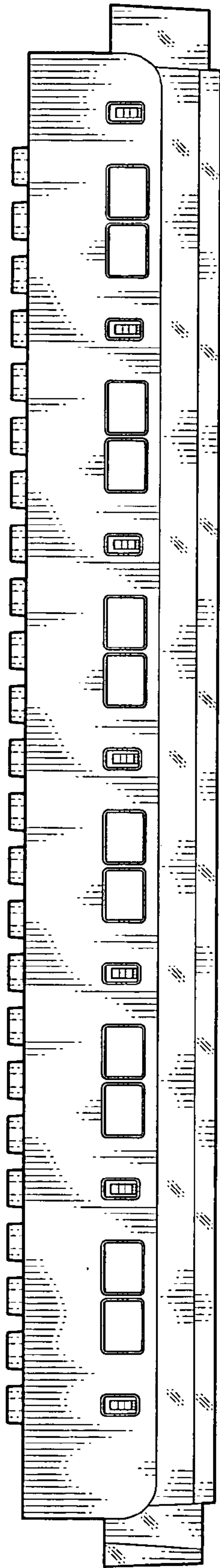


FIG. 3

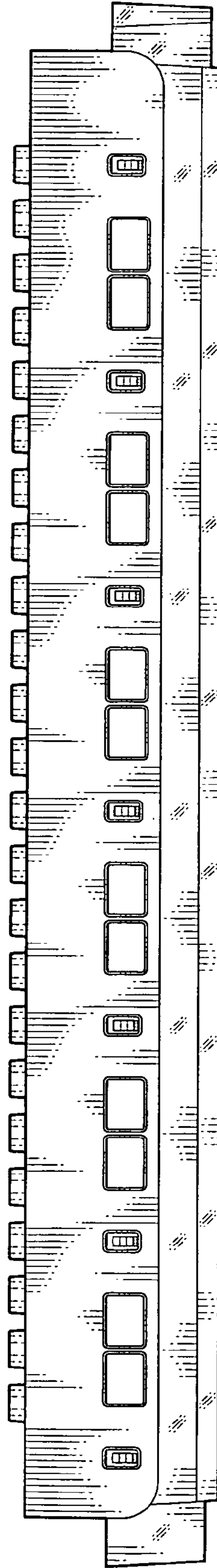




FIG. 4

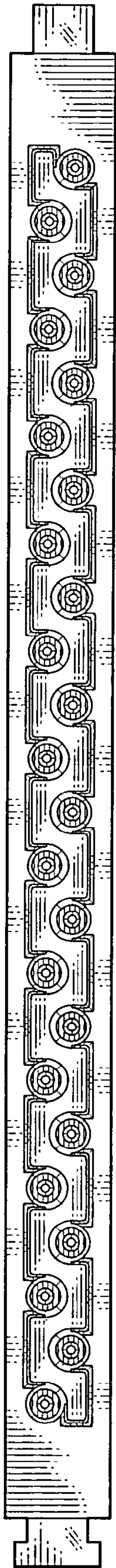


FIG. 5

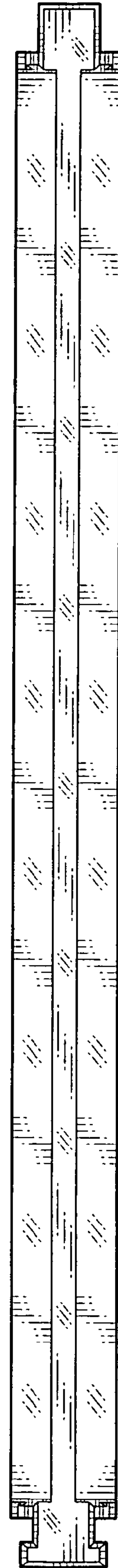


FIG. 6

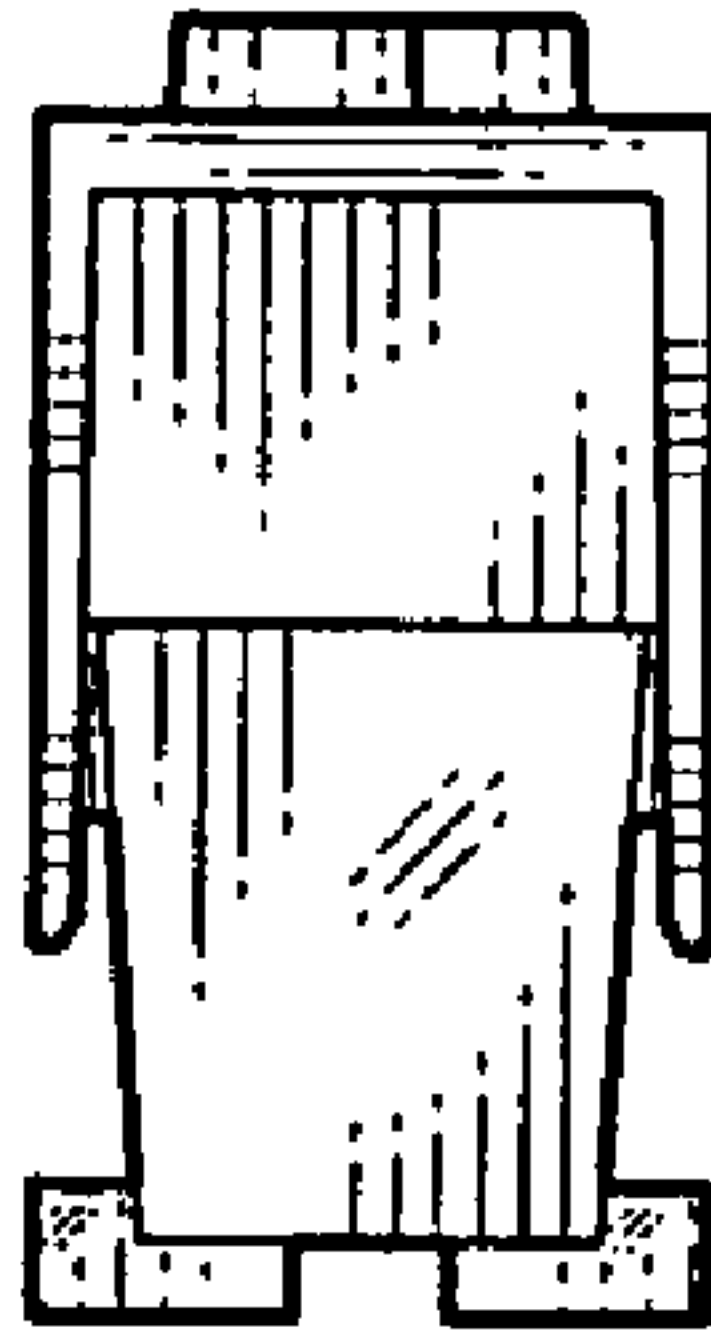


FIG. 7

