



US00D561611S

(12) **United States Design Patent**
Chu et al.

(10) **Patent No.:** **US D561,611 S**

(45) **Date of Patent:** **** Feb. 12, 2008**

(54) **CLOCK**

(75) Inventors: **Luk Wah Jackson Chu**, Shenzhen (CN); **Ka Sun Wong**, Shenzhen (CN); **Sam Yeung Hon**, Shenzhen (CN)

(73) Assignee: **Ewig Industries Macao Commercial Offshore Ltd.**, Shezhen (CN)

(**) Term: **14 Years**

(21) Appl. No.: **29/277,247**

(22) Filed: **Feb. 20, 2007**

(51) **LOC (8) Cl.** **10-01**

(52) **U.S. Cl.** **D10/15**

(58) **Field of Classification Search** D10/1-29, D10/122-132; 368/276, 278, 285, 316, 317, 368/21, 29, 30, 82-84, 239-242, 250
See application file for complete search history.

(56) **References Cited**

U.S. PATENT DOCUMENTS

4,026,103	A *	5/1977	Ichikawa et al.	368/67
4,390,289	A *	6/1983	Houlihan	368/286
D304,691	S *	11/1989	Kubo	D10/15
4,920,365	A *	4/1990	Marx et al.	368/242
4,920,525	A *	4/1990	Meister	368/250
D309,437	S *	7/1990	Ng	D10/5
D386,419	S *	11/1997	Wong	D10/1
5,815,554	A *	9/1998	Burgess et al.	379/90.01

5,999,492	A *	12/1999	Teixeira	368/10
D423,944	S *	5/2000	Chan	D10/15
D424,950	S *	5/2000	Martinez	D10/15
D467,508	S *	12/2002	Kwok	D10/15
D500,252	S *	12/2004	Hsu	D10/18
D545,691	S *	7/2007	Bhavnani	D10/2
D546,202	S *	7/2007	Chang	D10/15

* cited by examiner

Primary Examiner—Lucy Lieberman

(74) *Attorney, Agent, or Firm*—Lathrop & Gage LC

(57) **CLAIM**

The ornamental design for a clock, as shown and described.

DESCRIPTION

FIG. 1 is a perspective view of a clock, showing the new design;

FIG. 2 is a front view thereof;

FIG. 3 is a back view thereof;

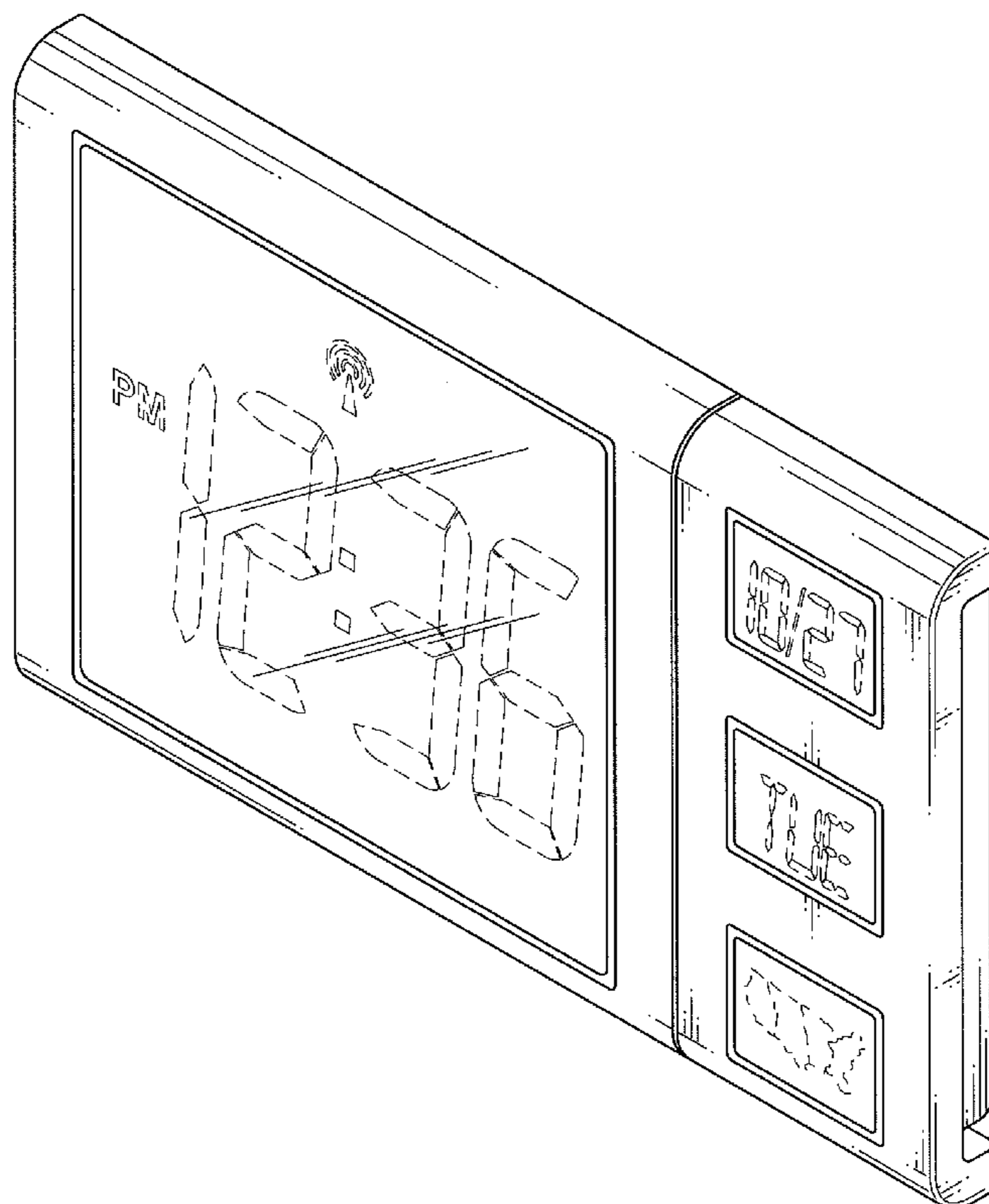
FIG. 4 is a top view thereof;

FIG. 5 is a bottom view thereof; and,

FIG. 6 is a right side elevation shown with the clock in an alternate position, the left side view is a mirror image thereto.

The broken lines shown in FIGS. 1 and 2 are for illustrative purposes only and form no part of the claimed design.

1 Claim, 3 Drawing Sheets



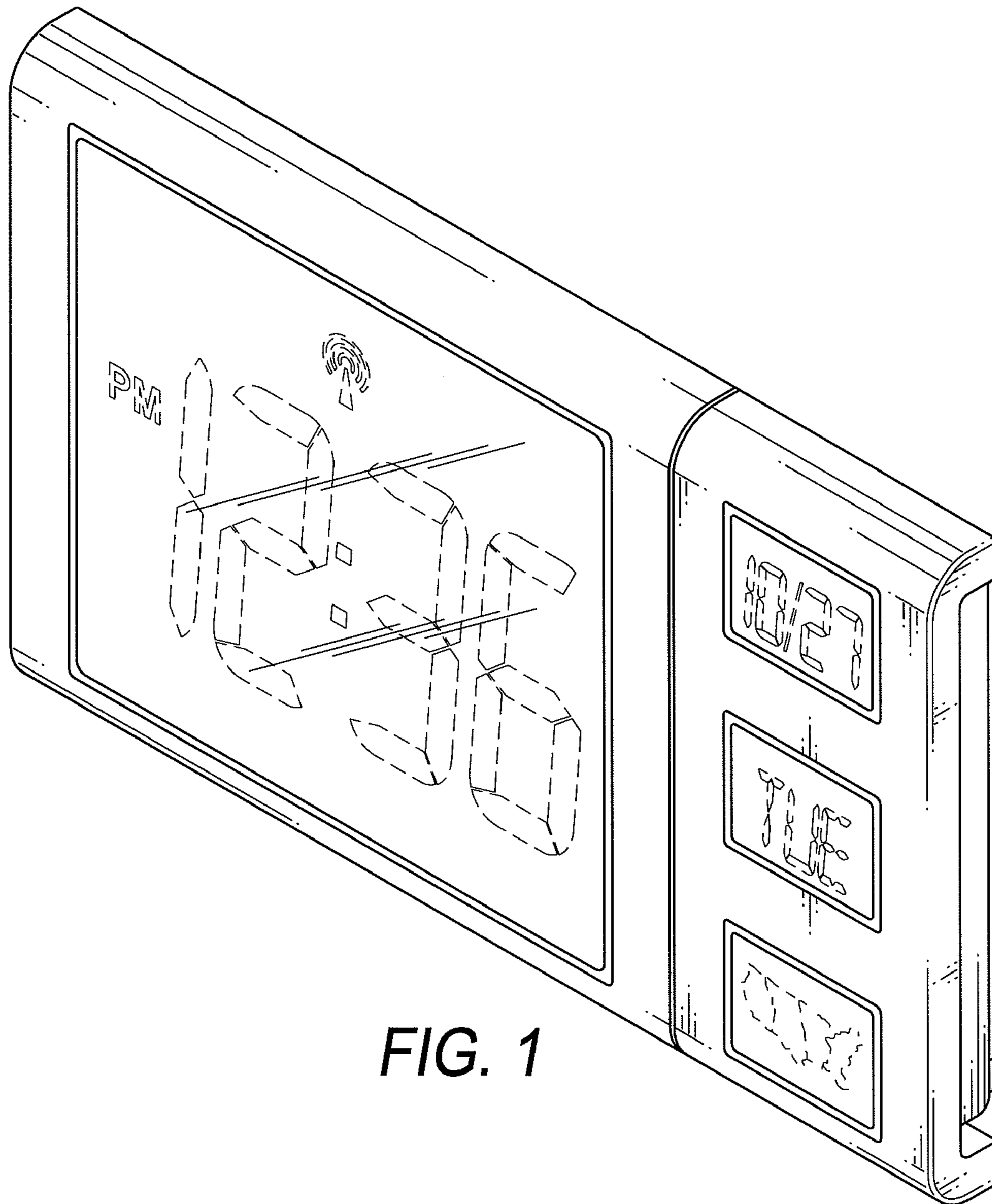


FIG. 1

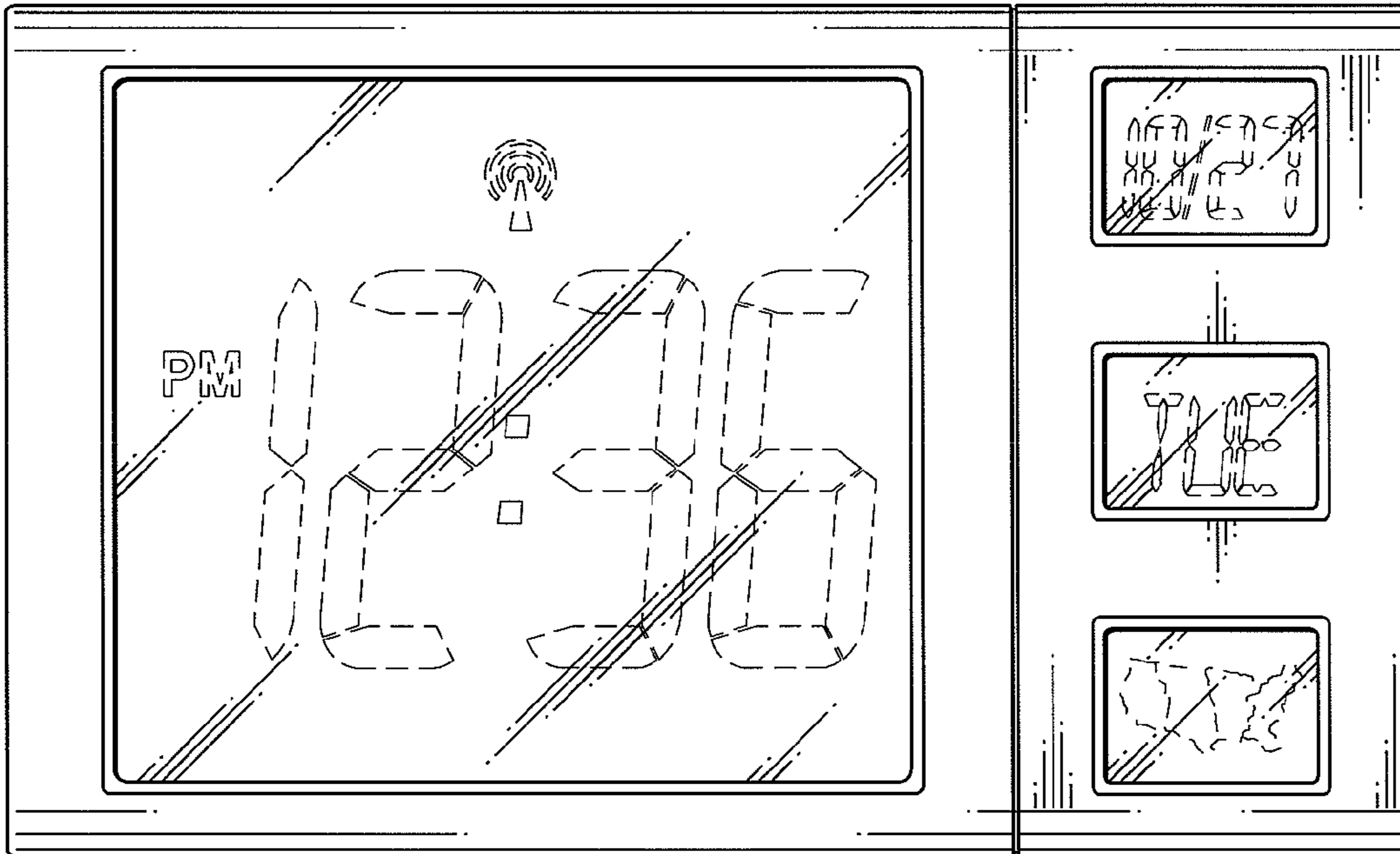


FIG. 2

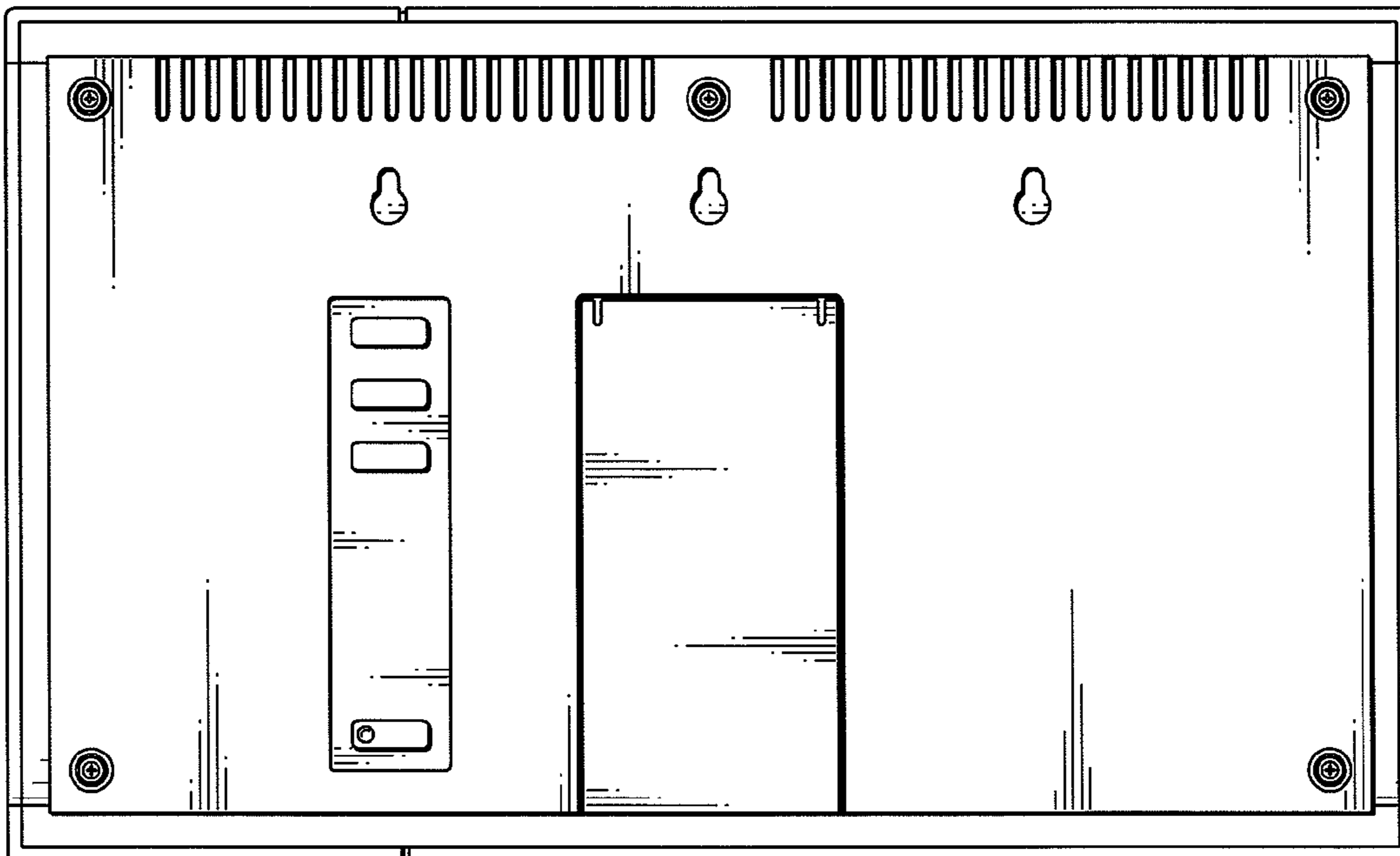


FIG. 3

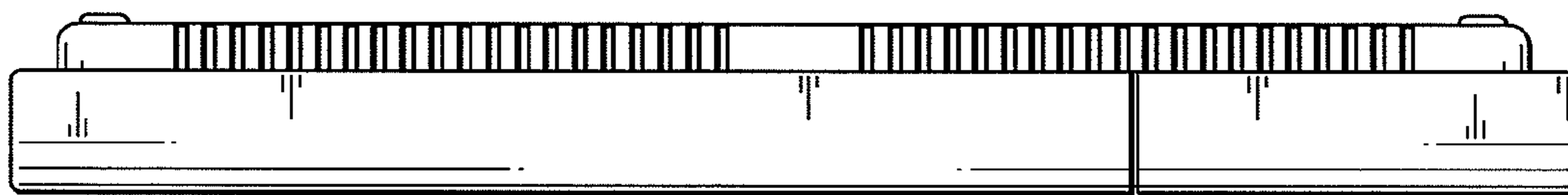


FIG. 4

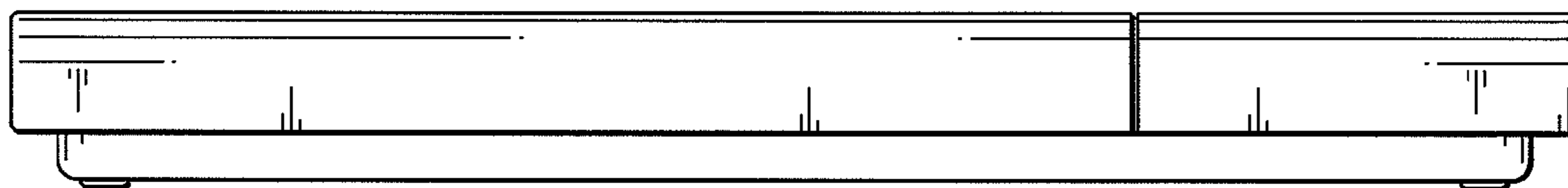


FIG. 5

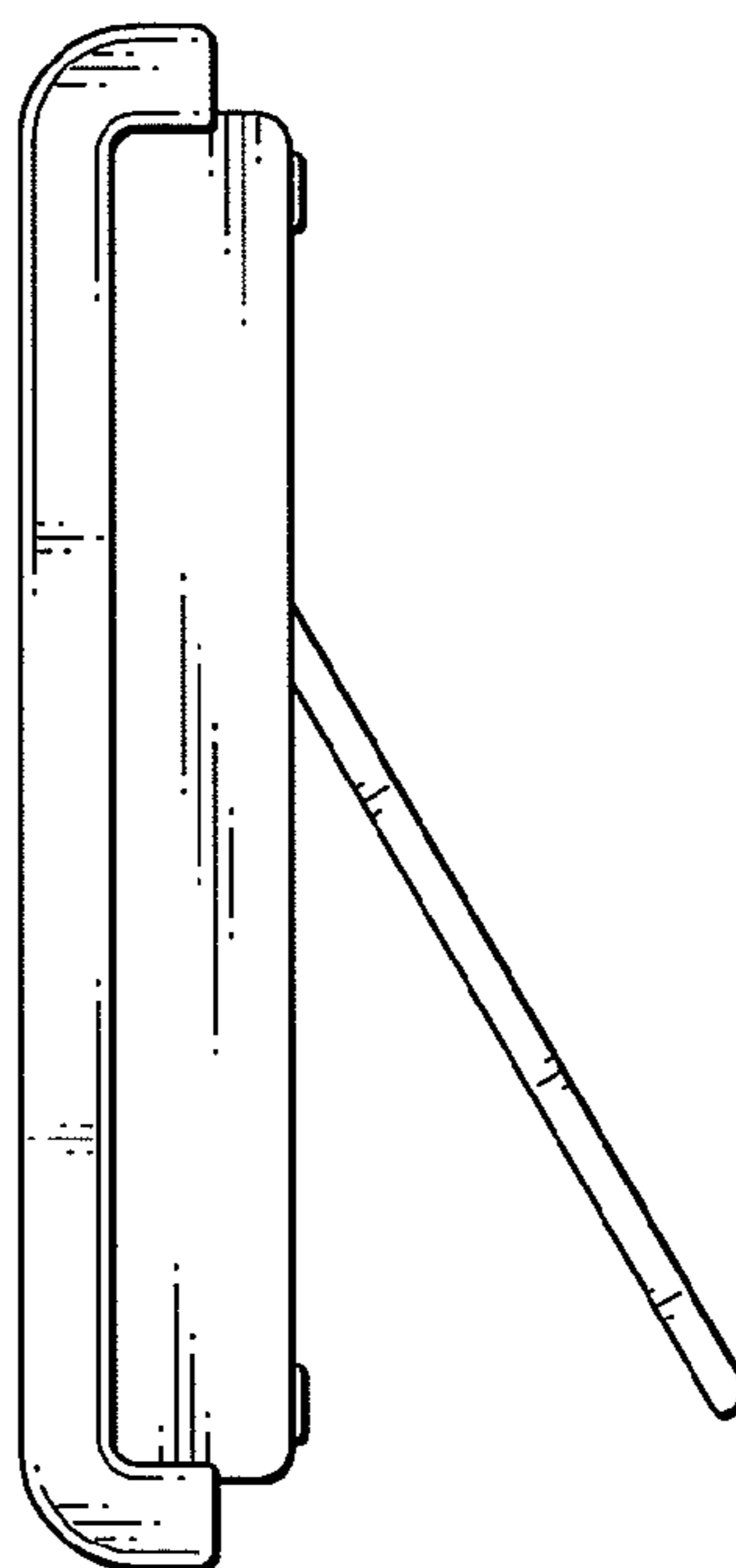


FIG. 6