



US00D561607S

(12) **United States Design Patent**
Caudill et al.

(10) **Patent No.:** **US D561,607 S**
(45) **Date of Patent:** **** Feb. 12, 2008**

(54) **ARTICLE PACKAGE**

(75) Inventors: **Shellie Jean Porter Caudill**, Hamilton, OH (US); **David William Schuller**, Lebanon, OH (US); **Craig Merillat Rasmussen**, Loveland, OH (US); **Norman Henry Tiilikka**, West Chester, OH (US); **Anthony Piazza**, Palo Alto, CA (US)

(73) Assignee: **The Iams Company**, Dayton, OH (US)

(**) Term: **14 Years**

(21) Appl. No.: **29/268,835**

(22) Filed: **Nov. 14, 2006**

(51) **LOC (8) Cl.** **09-03**

(52) **U.S. Cl.** **D9/722**; D9/415; D30/158; D29/117.2

(58) **Field of Classification Search** D9/631, D9/715, 720, 722, 737, 414, 415, 434, 499; D2/614, 617-622, 623, 999; D6/315, 320, D6/323, 326; D8/317, 354, 373, 394, 395; D29/113, 117.1, 117.2, 123; D30/158, 159; D32/35, 40; D28/63; 206/278, 279, 284, 206/285, 288-293, 449, 451, 554, 555, 526, 206/370, 438, 69, 804, 806; 223/85, 88, 223/90; 2/158, 159, 161.6, 161.7, 161.8, 2/907; 15/227; 119/600, 613, 614, 617-620, 119/652; 294/165, 167, 171, 153, 154; 16/110.1, 16/114.1, 406, 422, 425, 428, DIG. 24; 211/85.3, 211/49.1, 54.1, 59.1, 59.2, 59.4

See application file for complete search history.

(56) **References Cited**

U.S. PATENT DOCUMENTS

1,179,871 A * 4/1916 St. John 2/168

2,137,268 A *	11/1938	Clairon	223/86
D143,937 S *	2/1946	Rosenthal	D8/317
D164,455 S *	9/1951	Silver	D6/318
D234,750 S *	4/1975	Wilton	D9/415
D297,618 S *	9/1988	Silverman	D9/720
5,193,676 A *	3/1993	Gold	206/296
5,966,741 A *	10/1999	Klecina	2/169
6,099,936 A *	8/2000	Kashihara	428/141
6,116,424 A *	9/2000	Leu	206/554
6,460,190 B1 *	10/2002	Blum	2/158
6,481,182 B1 *	11/2002	Fuller	53/399
D545,214 S *	6/2007	Carter	D9/703
2002/0166824 A1 *	11/2002	Mattesky	211/1
2005/0274641 A1 *	12/2005	Baranoff	206/461

* cited by examiner

Primary Examiner—Catherine Tuttle

(74) *Attorney, Agent, or Firm*—Sarah Ann Dressel; Cynthia L. Clay; Roddy M. Bullock

(57) **CLAIM**

The ornamental design for an article package, as shown and described.

DESCRIPTION

FIG. 1 is a perspective view of an article package showing our new design;

FIG. 2 is a front view thereof;

FIG. 3 is a back view thereof;

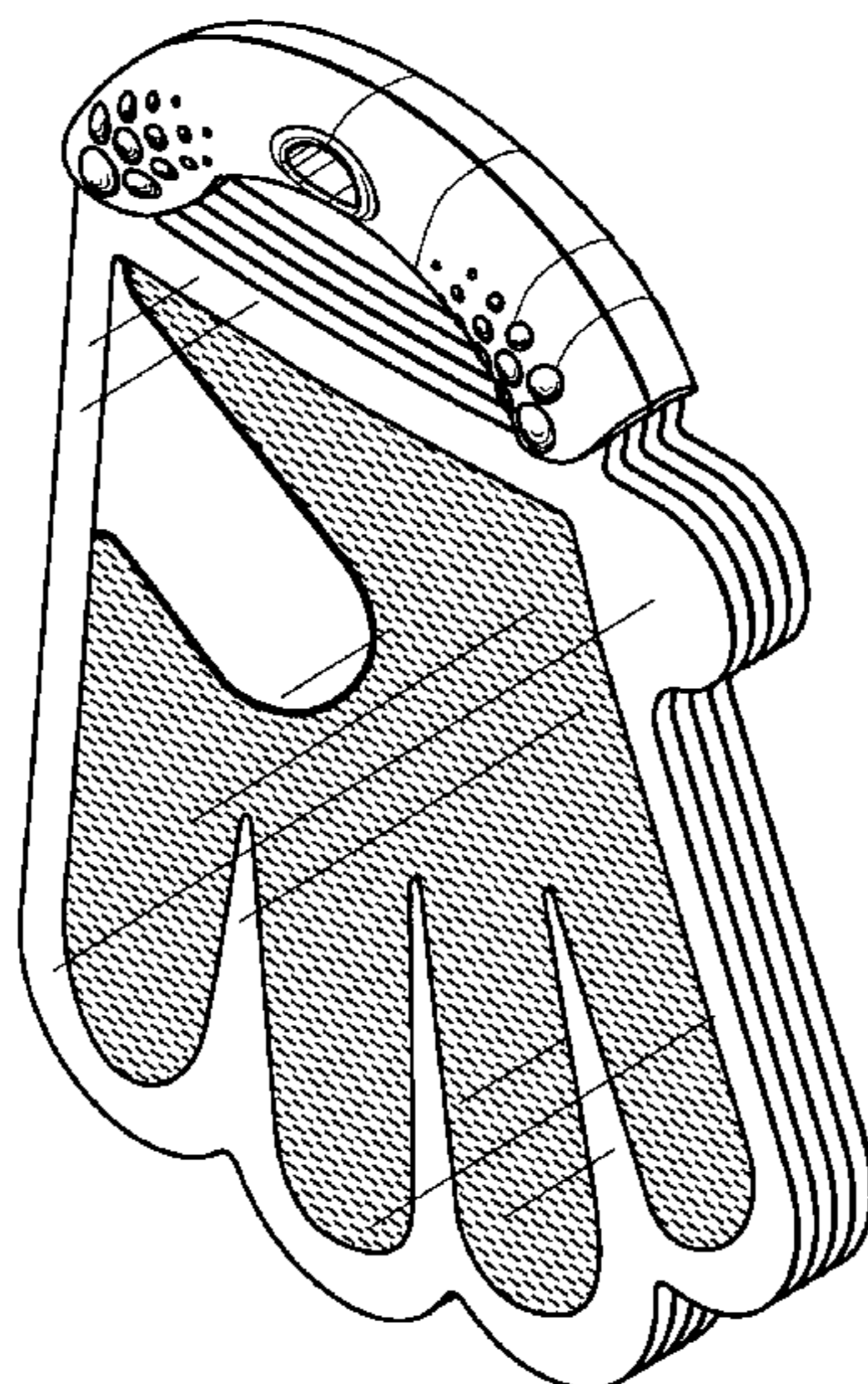
FIG. 4 is a left side view thereof;

FIG. 5 is a right side view thereof;

FIG. 6 is a top view thereof; and,

FIG. 7 is a bottom view thereof.

1 Claim, 6 Drawing Sheets



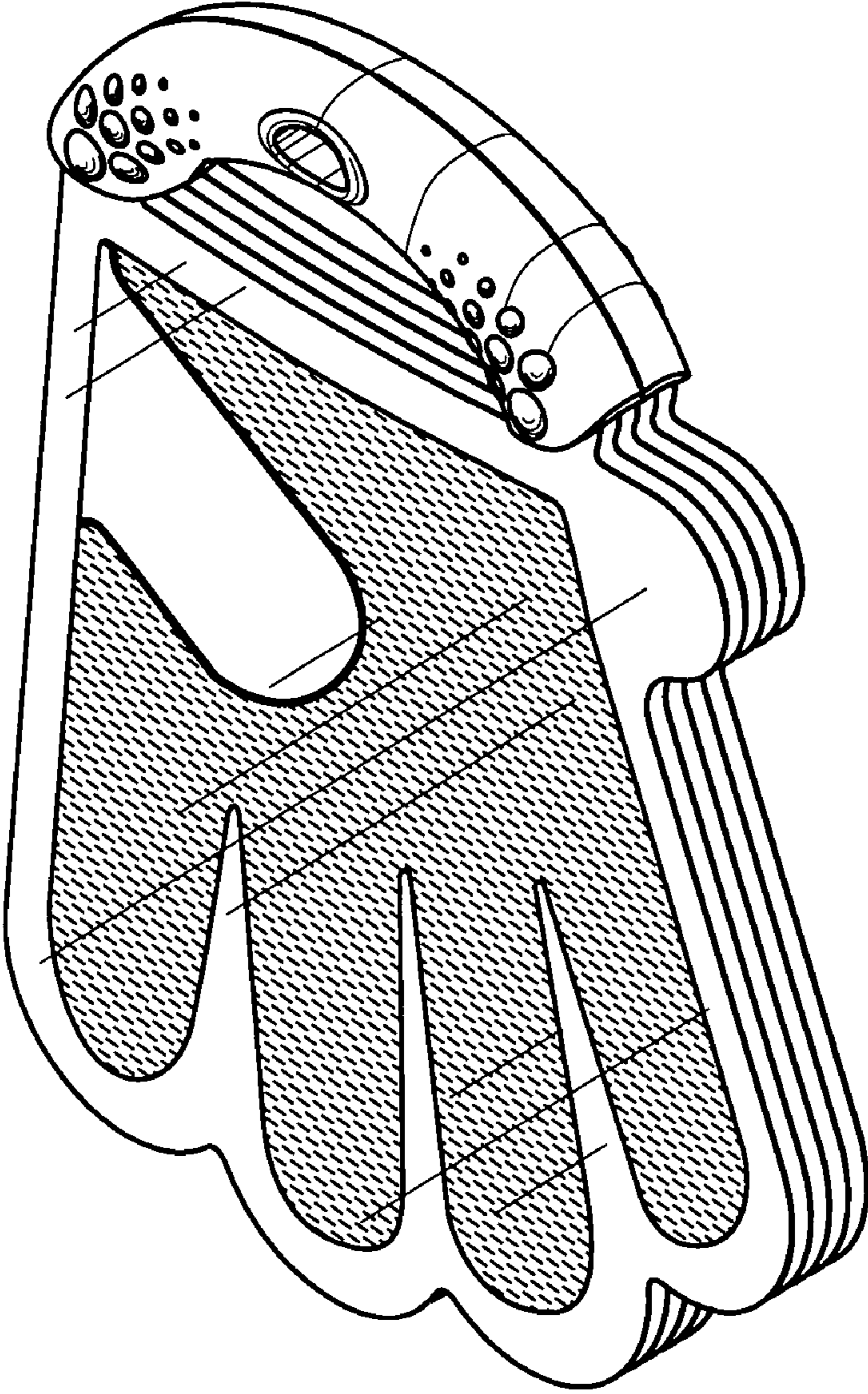


Fig. 1

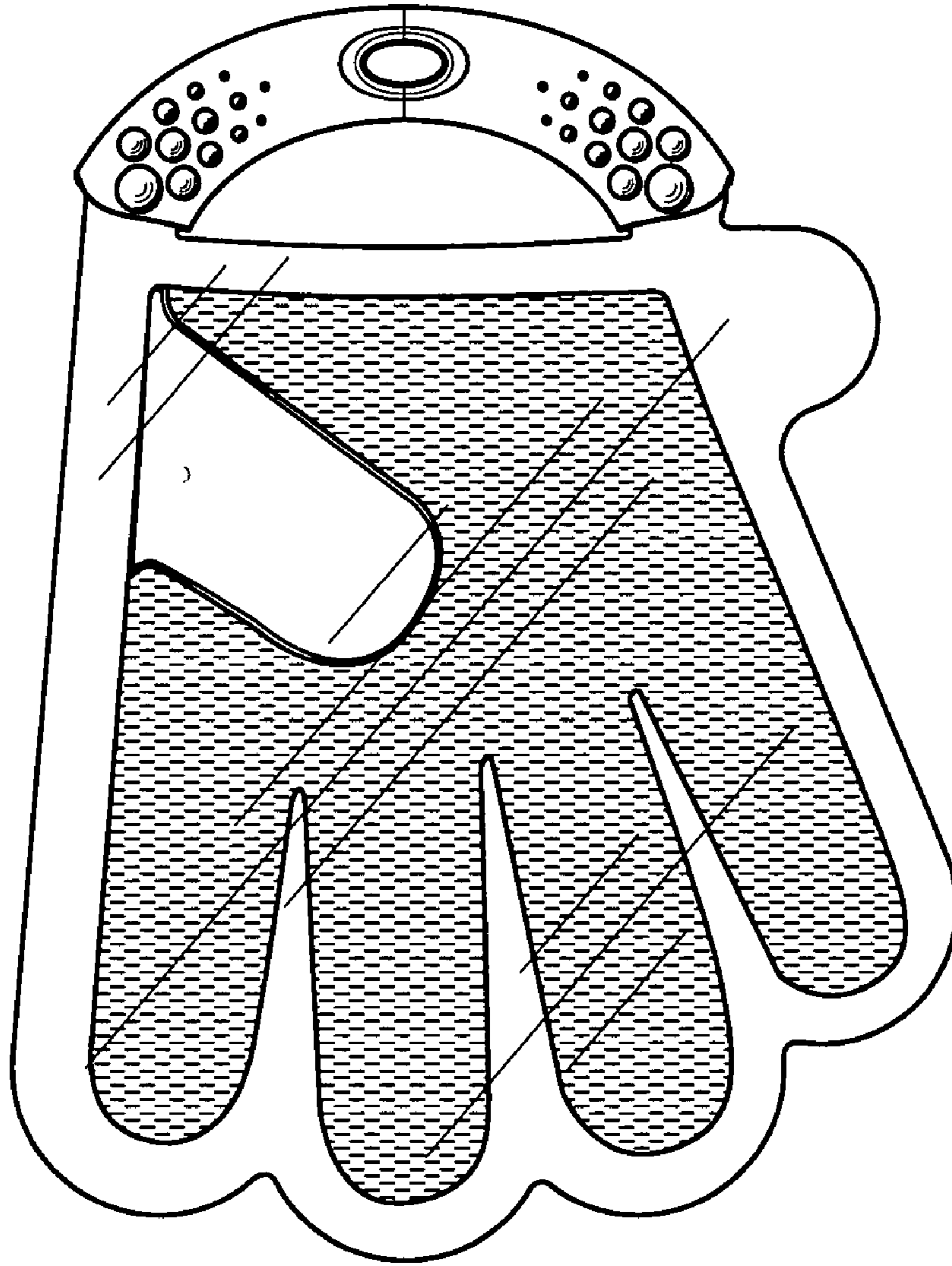


Fig. 2

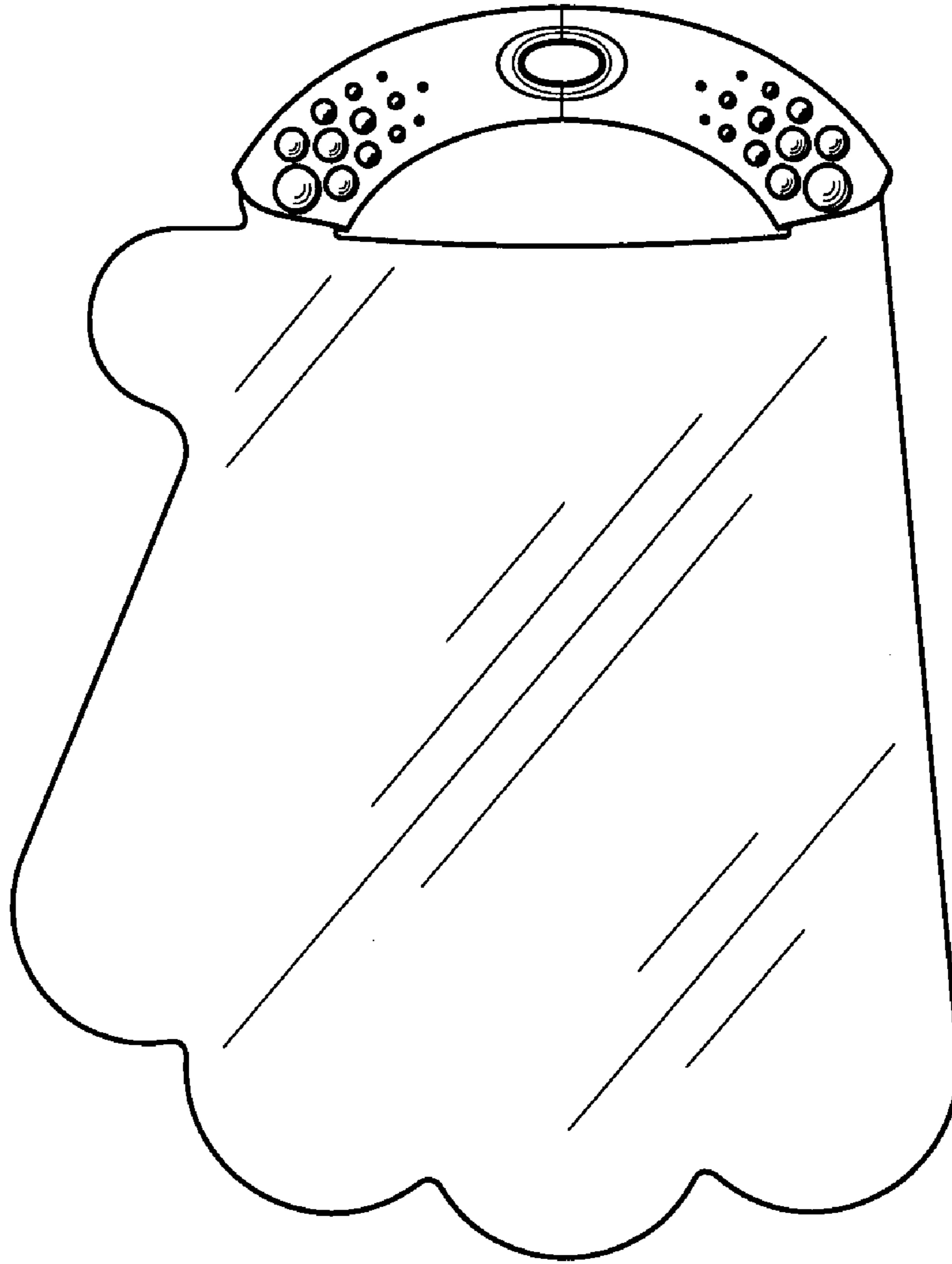


Fig. 3




Fig. 4

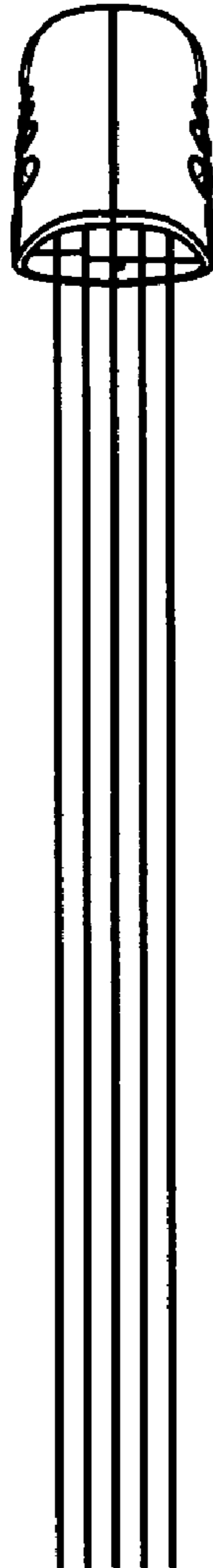


Fig. 5

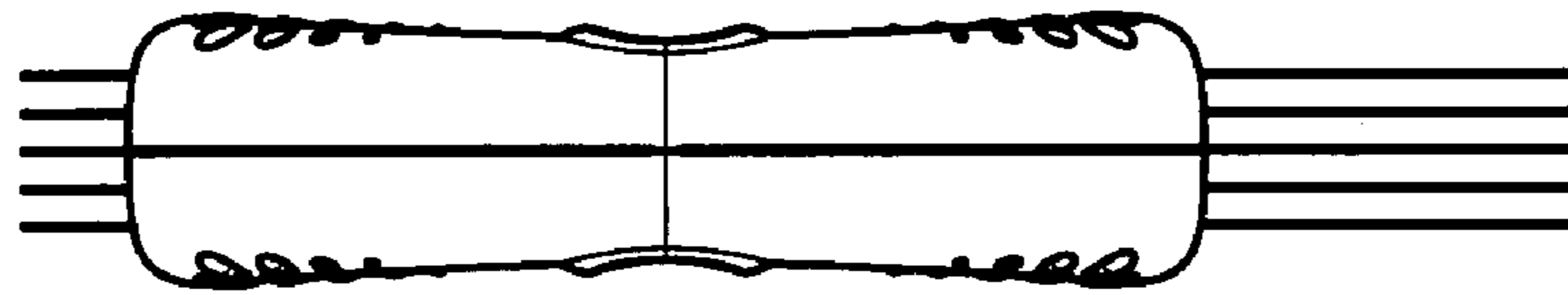


Fig. 6




Fig. 7