



US00D561600S

(12) **United States Design Patent**
Krakoff

(10) **Patent No.:** **US D561,600 S**

(45) **Date of Patent:** **** Feb. 12, 2008**

(54) **SOLID FRAGRANCE CONTAINER**

(75) Inventor: **Reed Krakoff**, New York, NY (US)

(73) Assignee: **Coach Services, Inc.**, New York, NY (US)

(**) Term: **14 Years**

(21) Appl. No.: **29/267,414**

(22) Filed: **Oct. 13, 2006**

(51) **LOC (8) Cl.** **09-01**

(52) **U.S. Cl.** **D9/600; D3/208**

(58) **Field of Classification Search** D9/600,
D9/420-423; D3/207-210; D20/27; D28/83;
24/3.6; 70/456 R; 206/457-458; 215/375,
215/400; 220/890; 229/116.1-116.3

See application file for complete search history.

(56) **References Cited**

U.S. PATENT DOCUMENTS

| | | | | |
|---------------|---------|-----------------|-------|----------|
| D201,016 S * | 5/1965 | Holland | | D3/208 |
| 3,186,052 A * | 6/1965 | Bobrow | | 24/3.6 |
| D283,033 S * | 3/1986 | Berg | | D3/208 |
| 4,741,434 A * | 5/1988 | Liebman | | 70/456 R |
| D300,835 S * | 4/1989 | Stevens | | D20/27 |
| D364,734 S * | 12/1995 | Ben-Zeev et al. | | D3/208 |
| D369,902 S * | 5/1996 | Petruzzi | | D3/208 |
| D380,979 S * | 7/1997 | Perlmutter | | D3/208 |
| D388,953 S * | 1/1998 | Hartman et al. | | D3/212 |

| | | | | |
|--------------|--------|---------------|-------|--------|
| D437,664 S * | 2/2001 | Thorpe et al. | | D28/77 |
| D438,346 S * | 2/2001 | Thorpe et al. | | D28/77 |
| D490,113 S * | 5/2004 | Nykoluk | | D20/27 |
| D491,314 S * | 6/2004 | Cousins | | D28/77 |
| D493,493 S * | 7/2004 | Howard | | D20/27 |

OTHER PUBLICATIONS

Japane Magazine Article, Jan. 1, 2005, Article 3, Par. 1,I.

* cited by examiner

Primary Examiner—Sandra L. Morris

(74) *Attorney, Agent, or Firm*—Cooper & Dunham LLP

(57) **CLAIM**

An ornamental design for a solid fragrance container, as shown and described.

DESCRIPTION

FIG. 1 is a top view of the claimed design.

FIG. 2 is a front elevational view of the claimed design, the rear being a mirror image thereof.

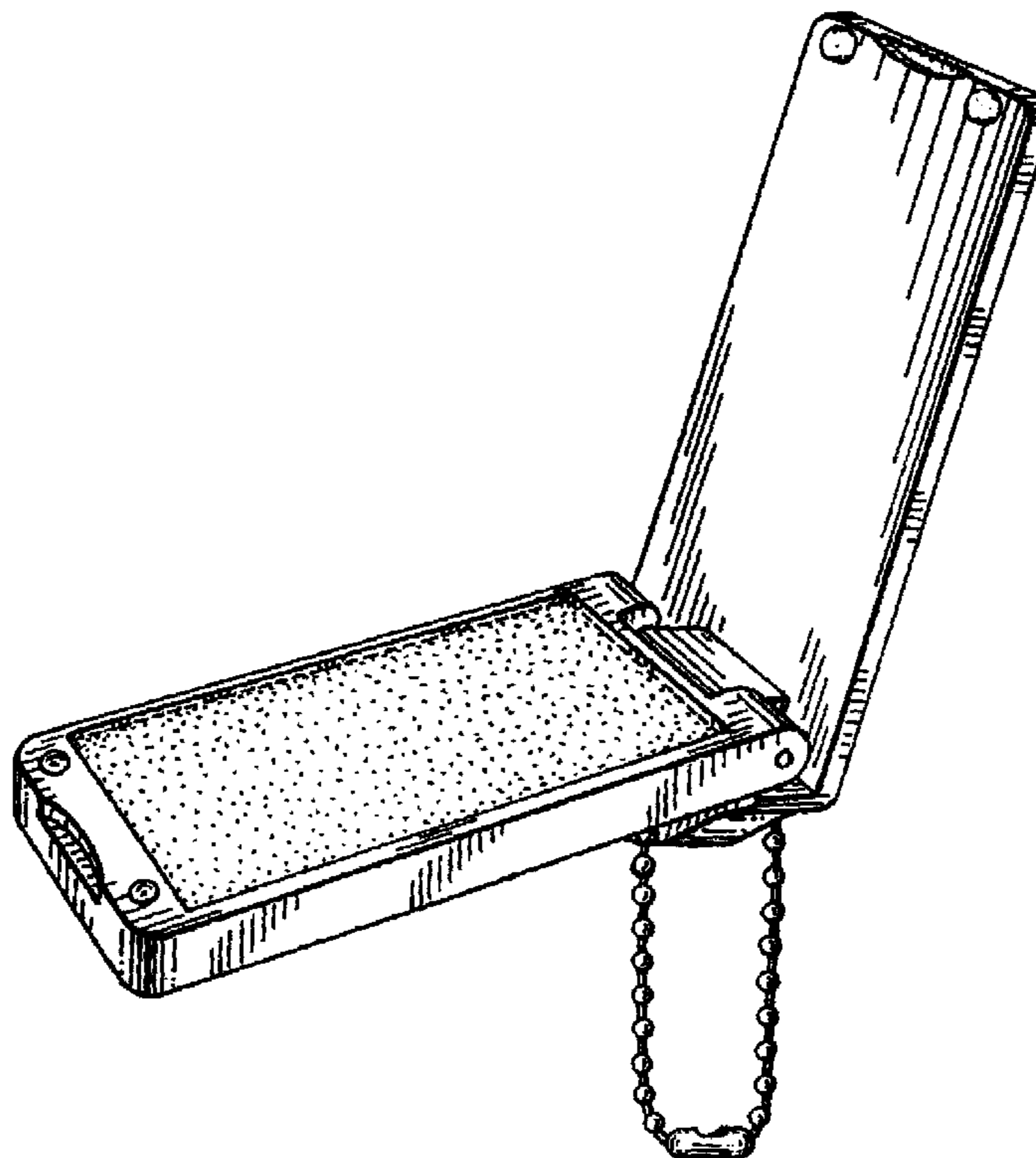
FIG. 3 is a bottom view of the claimed design.

FIG. 4 is a right side elevational view of the claimed design.

FIG. 5 is a left side elevational view of the claimed design; and,

FIG. 6 is a perspective view of the claimed design with the container open to show the interior thereof.

1 Claim, 2 Drawing Sheets



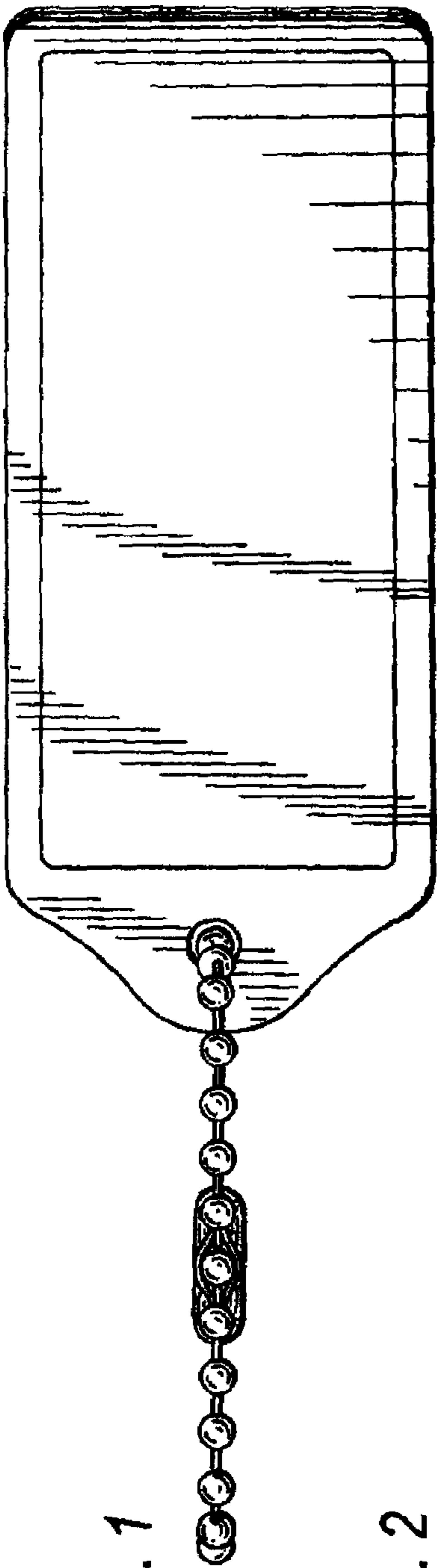


FIG. 1

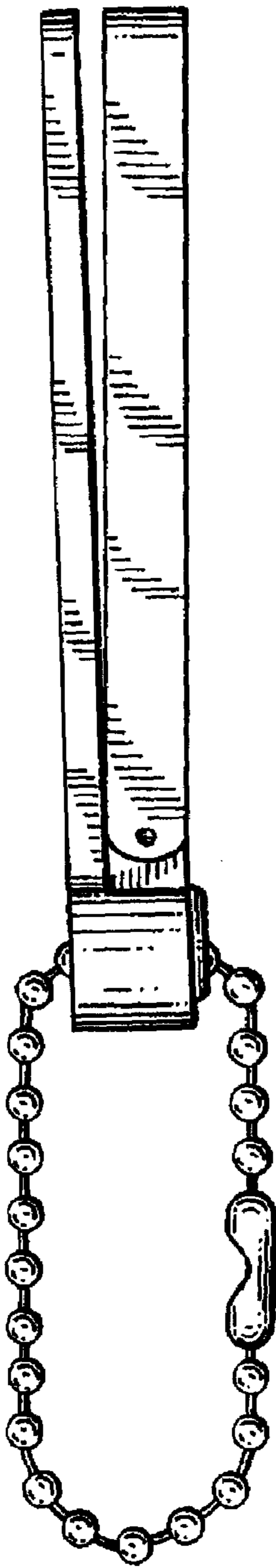


FIG. 2

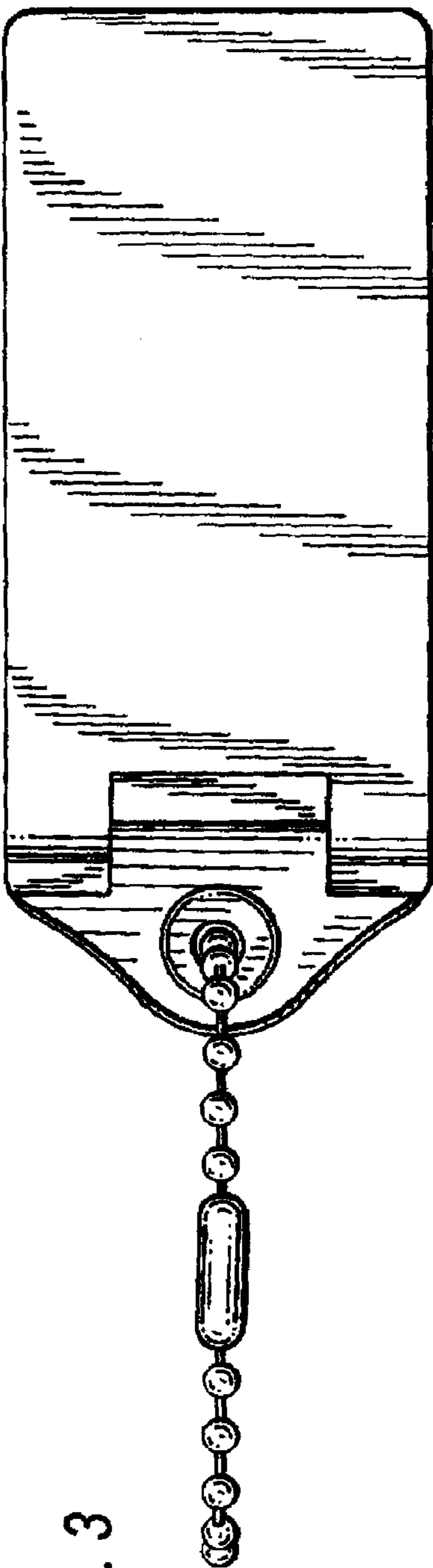


FIG. 3

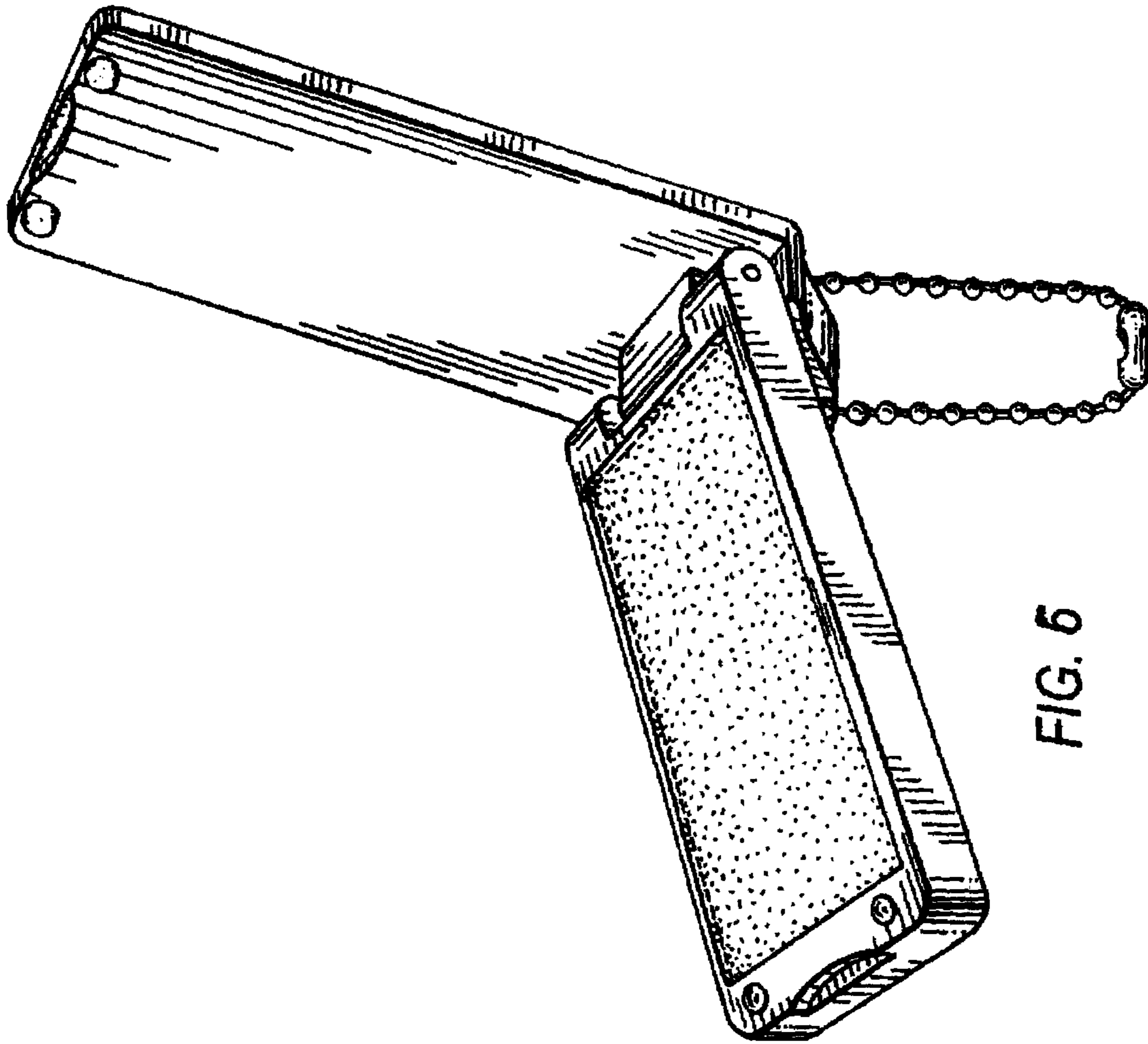


FIG. 6

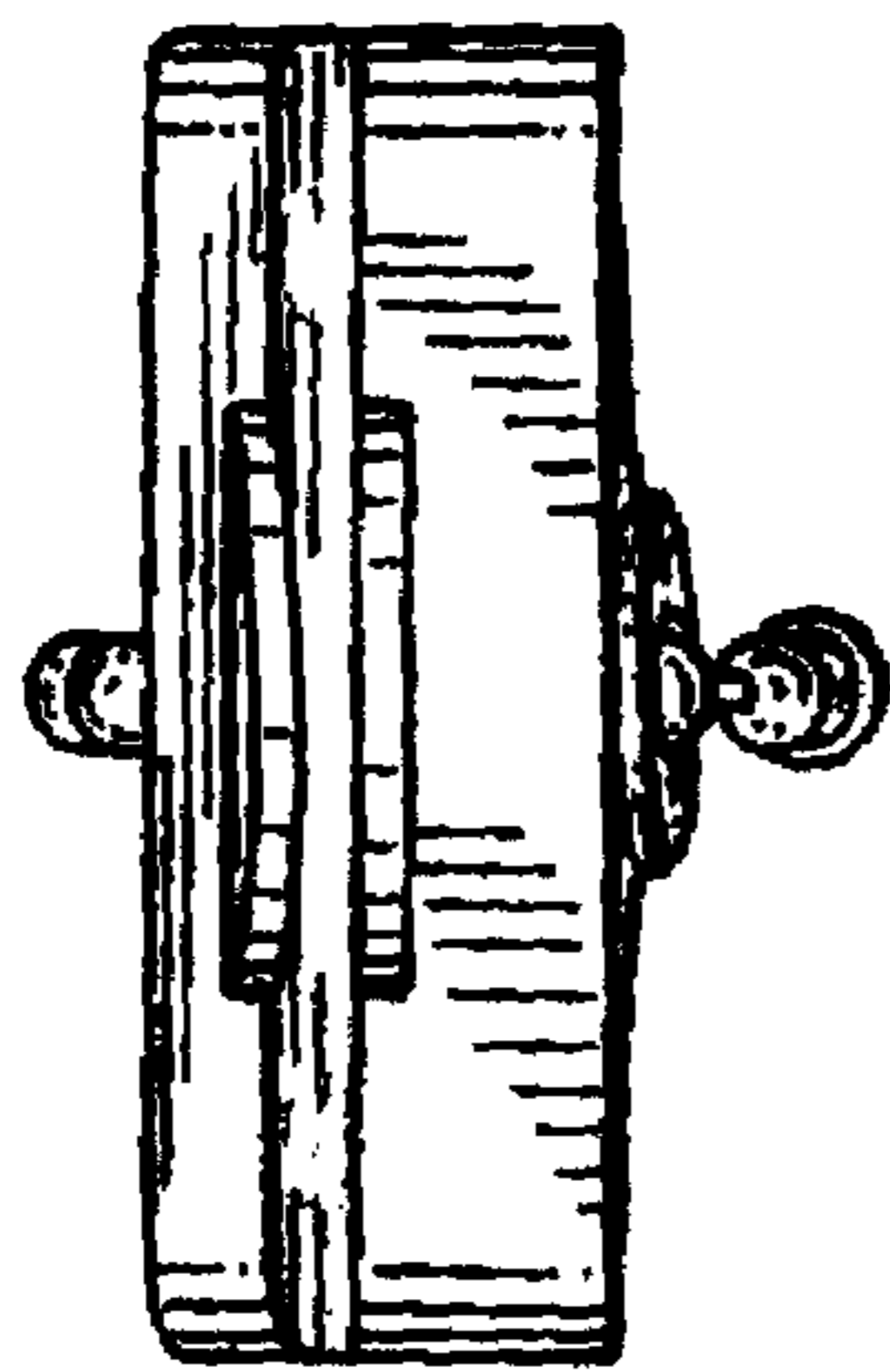


FIG. 4

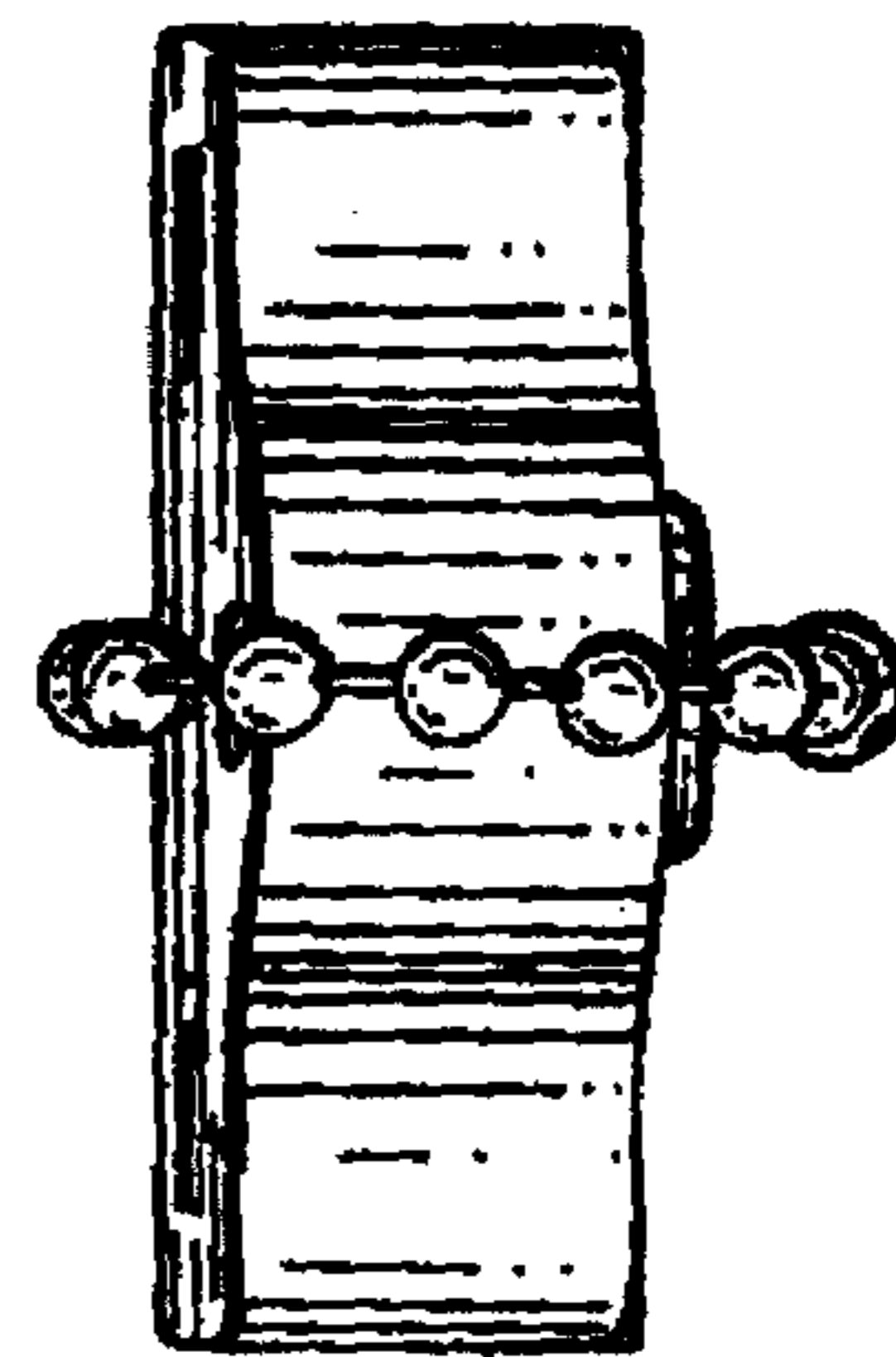


FIG. 5