

US00D561594S

(12) **United States Design Patent**
Condon et al.

(10) **Patent No.: US D561,594 S**
(45) **Date of Patent: ** Feb. 12, 2008**

(54) **BEVERAGE BOTTLE**

(75) Inventors: **Christopher T. Condon**, 114 Blue Lagoon, Laguna Beach, CA (US) 92651; **James H. Esker**, Marina Del Ray, CA (US)

(73) Assignee: **Christopher T. Condon**, Laguna Beach, CA (US)

(**) Term: **14 Years**

(21) Appl. No.: **29/271,685**

(22) Filed: **Jan. 23, 2007**

(51) **LOC (8) Cl.** **09-01**

(52) **U.S. Cl.** **D9/529**

(58) **Field of Classification Search** D9/500, D9/502-504, 519, 529, 549, 557-558, 682, D9/686-691, 694, 900; D28/76, 78, 91, D28/91.1; 220/660-662, 669, 675; 215/379-383; D24/222-224

See application file for complete search history.

(56) **References Cited**

U.S. PATENT DOCUMENTS

3,244,272 A	4/1966	Beaman	206/0.82
D280,451 S *	9/1985	Bakic	D28/88
D282,015 S	12/1985	Bakic	D28/86
D287,340 S	12/1986	Dinand	D9/560
D306,933 S	4/1990	Holewinski	D9/529
D311,604 S	10/1990	Bakic	D28/85
D320,310 S	10/1991	Kuhn	D4/114
D324,332 S *	3/1992	Seifert et al.	D9/520
D356,502 S	3/1995	Poandl	D9/573 X

D361,271 S	8/1995	Goldstein et al.	D9/572
D406,064 S	2/1999	Vitor Alexandre	D9/545
D407,651 S	4/1999	Perrin	D9/572
D480,561 S	10/2003	Simon et al.	D3/294
D483,273 S	12/2003	Lloyd	D9/549
D499,341 S	12/2004	Lovison	D9/530
D527,646 S	9/2006	Cornet et al.	D9/560
D549,579 S *	8/2007	Lopez et al.	D9/516

* cited by examiner

Primary Examiner—Charles A. Rademaker

Assistant Examiner—Dana L Sipos

(74) *Attorney, Agent, or Firm*—Kenneth L. Sherman, Esq.; Vic Lin, Esq.; Myers Dawes Andras & Sherman, LLP

(57) **CLAIM**

I claim the ornamental design for a beverage bottle, as shown and described.

DESCRIPTION

FIG. 1 is a top, front, right side perspective view of a beverage bottle showing my new design;

FIG. 2 is an exploded, top, front right side perspective view thereof;

FIG. 3 is a front elevational view thereof;

FIG. 4 is a rear elevational view thereof;

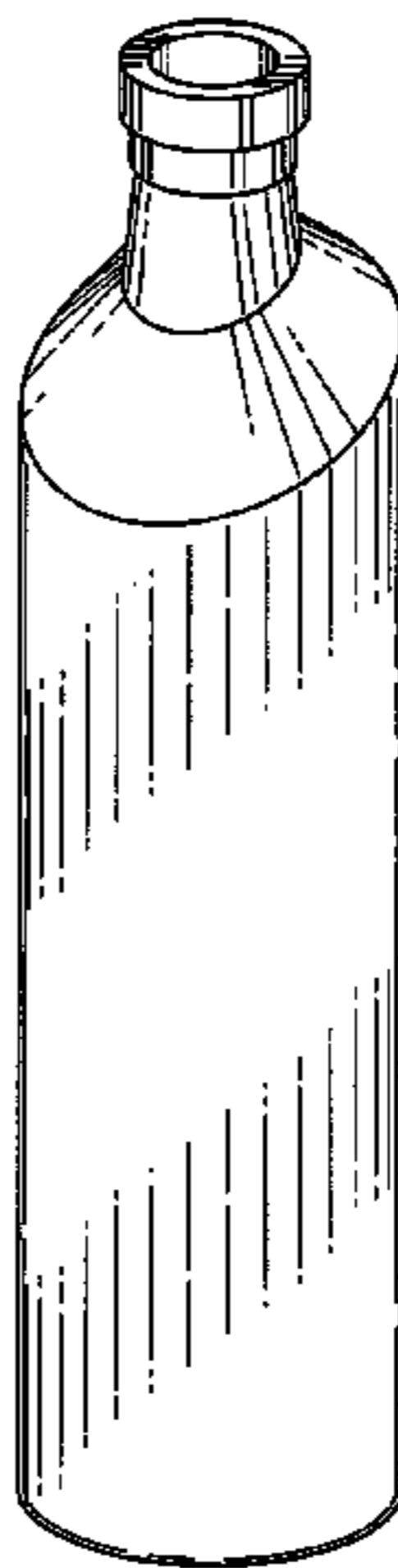
FIG. 5 is a left side elevational view thereof;

FIG. 6 is a right side elevational view thereof;

FIG. 7 is a top plan view thereof; and,

FIG. 8 is a bottom plan view thereof.

1 Claim, 5 Drawing Sheets



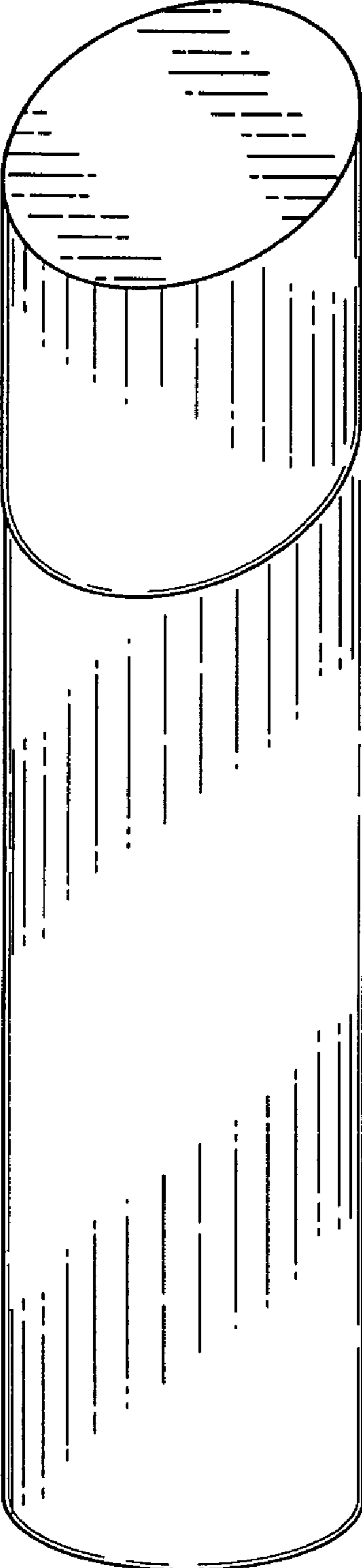


FIG. 1

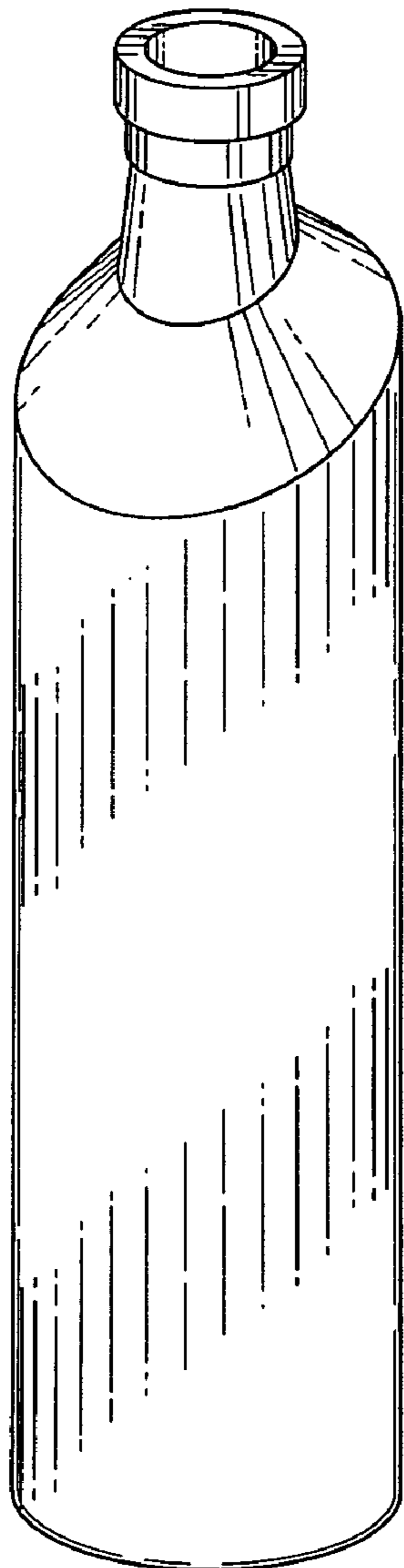
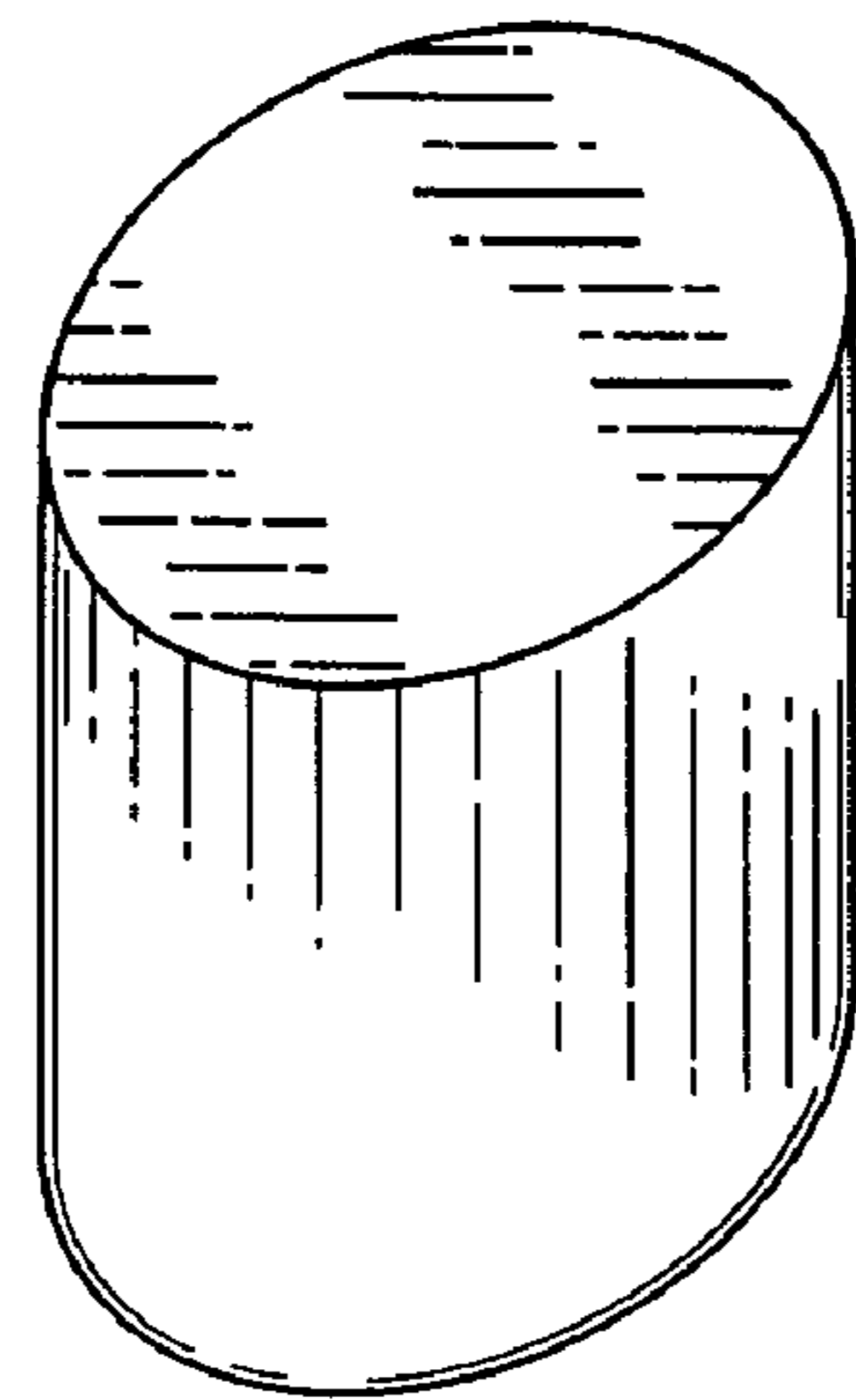


FIG. 2




FIG. 3




FIG. 4

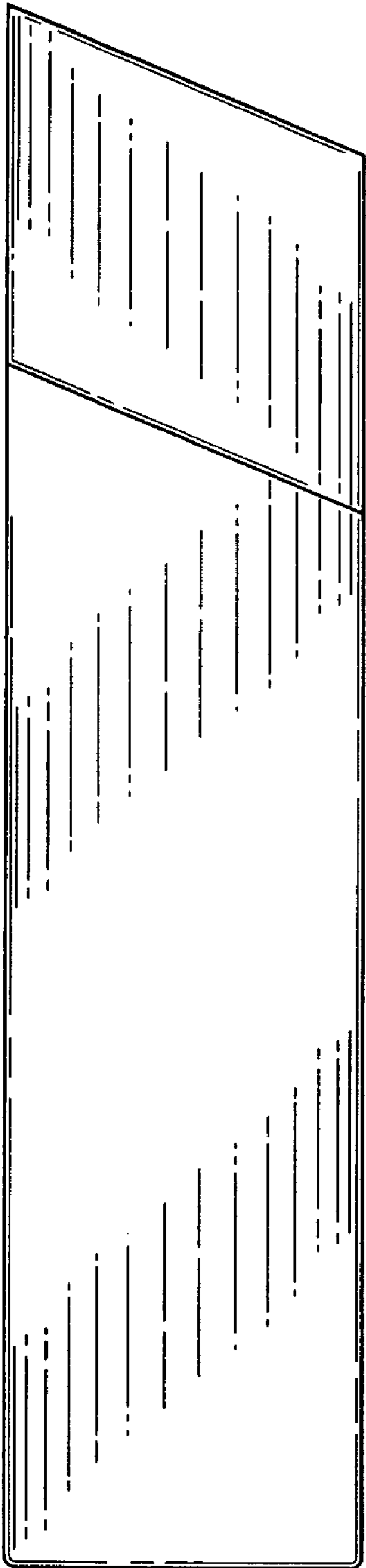


FIG. 5

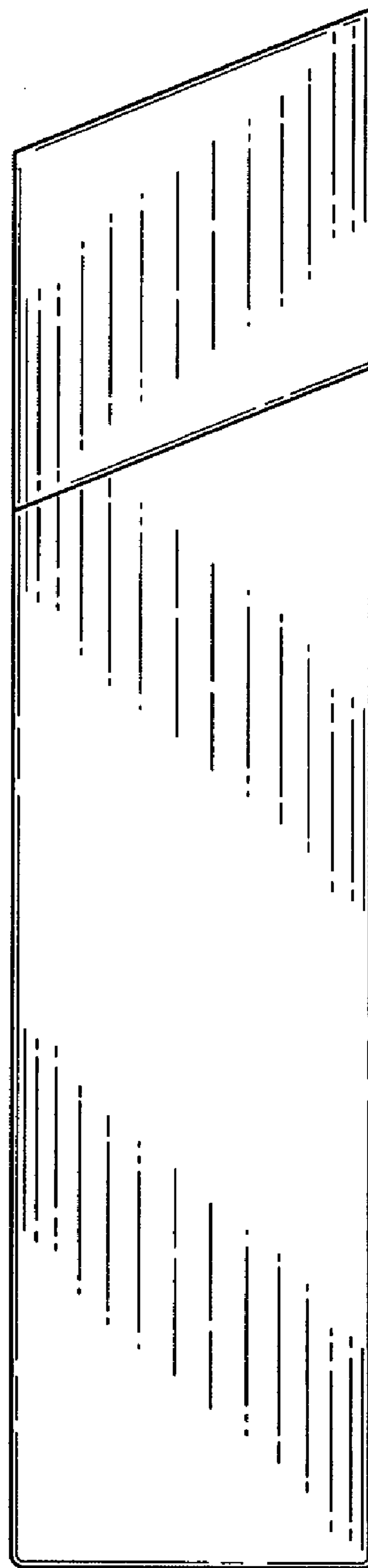


FIG. 6

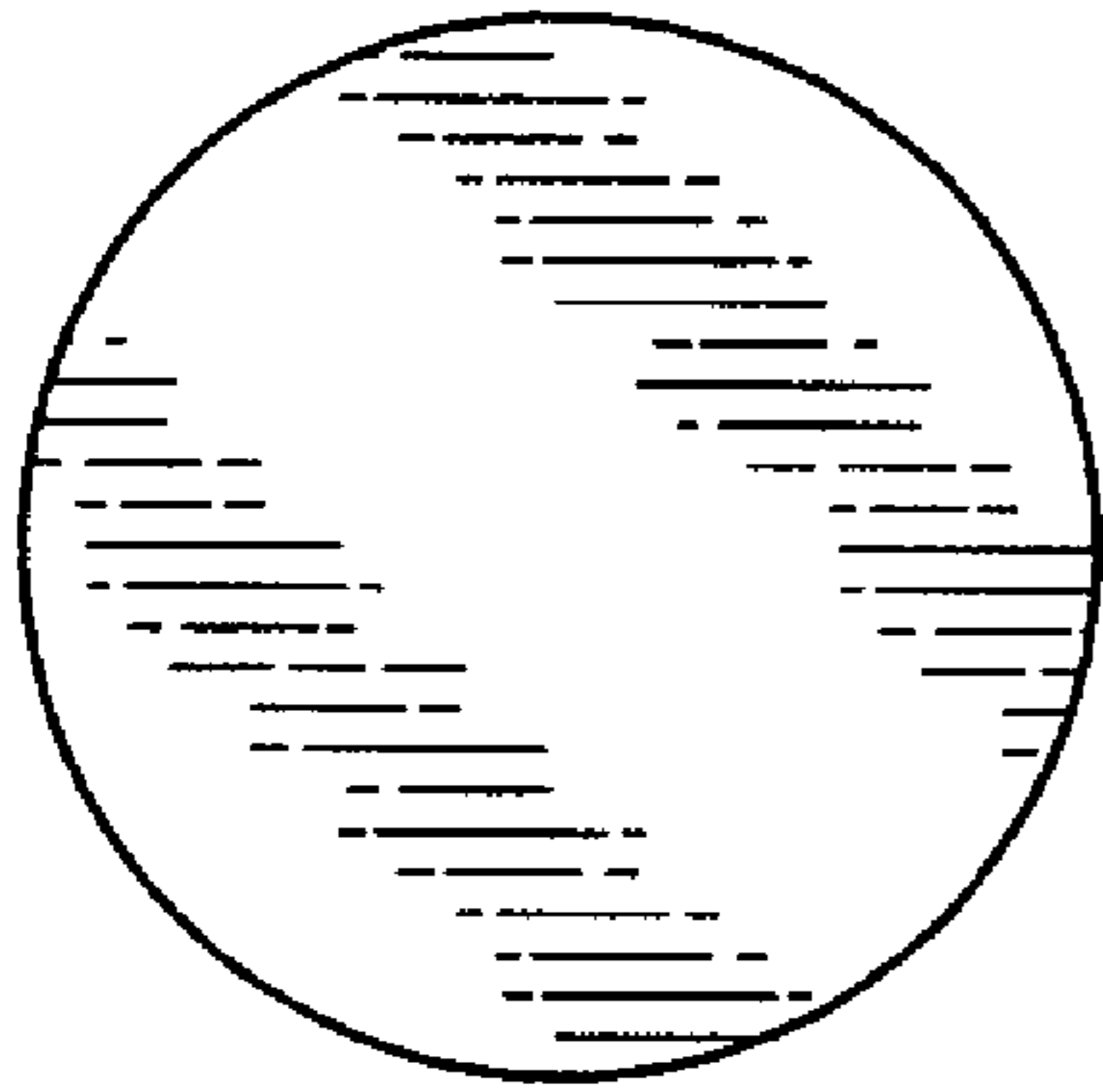


FIG. 7

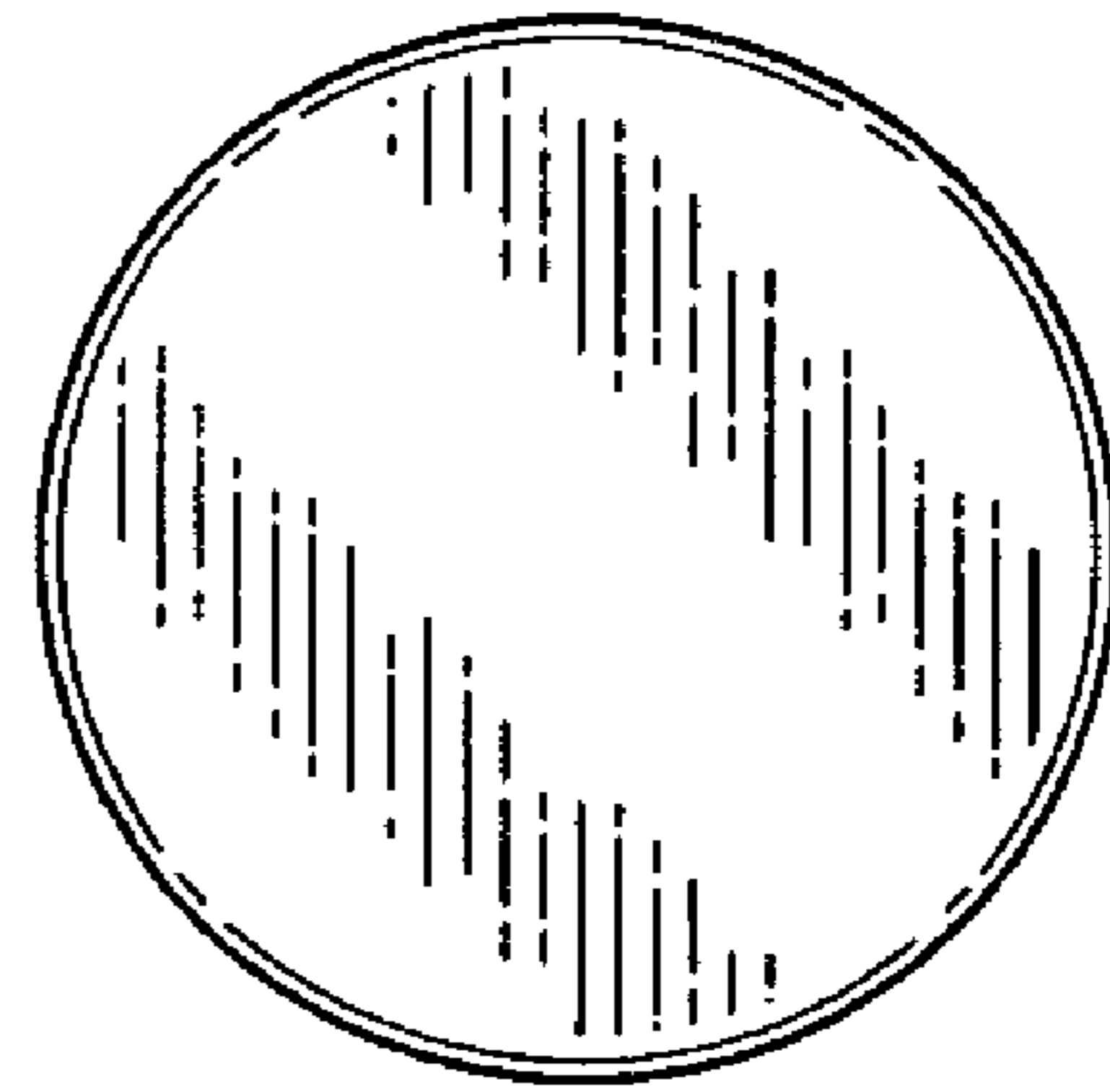


FIG. 8