



US00D561586S

(12) **United States Design Patent**
Hadtke et al.

(10) **Patent No.:** **US D561,586 S**
(45) **Date of Patent:** **** Feb. 12, 2008**

(54) **FLIP-TOP CAP**

(75) Inventors: **Frederick B. Hadtke**, New York, NY (US); **Lawrence M. Whalen, Jr.**, Pittsburgh, PA (US); **Michael J. Larocca**, Pittsburgh, PA (US)

(73) Assignee: **SmithKline Beecham Corporation**, Philadelphia, PA (US)

(**) Term: **14 Years**

(21) Appl. No.: **29/211,548**

(22) Filed: **Aug. 18, 2004**

5,318,203 A *	6/1994	Iaia et al.	222/94
5,358,151 A *	10/1994	Strasenburgh	222/420
D356,026 S *	3/1995	Iaia et al.	D9/697
D358,760 S *	5/1995	Sherman et al.	D9/697
5,423,442 A *	6/1995	Nozawa et al.	215/235
D370,845 S *	6/1996	Sherman et al.	D9/438
D374,399 S *	10/1996	Neveras et al.	D9/447
5,702,033 A *	12/1997	Beaver	222/94
5,732,722 A	3/1998	Mortvedt	
5,806,698 A *	9/1998	Aguirrezabal	215/235
D402,202 S *	12/1998	Sherman et al.	D9/446
D438,799 S *	3/2001	Anderson	D9/449
6,431,381 B1 *	8/2002	Randall	215/331
6,557,728 B1	5/2003	Anderson et al.	
D519,029 S *	4/2006	Hicks et al.	D9/453
D531,504 S *	11/2006	Norris et al.	D9/449

Related U.S. Application Data

(62) Division of application No. 29/179,658, filed on Apr. 11, 2003, now Pat. No. Des. 493,014.

(51) **LOC (8) Cl.** **09-07**

(52) **U.S. Cl.** **D9/449**

(58) **Field of Classification Search** D9/446,
D9/447, 449, 436, 442, 435, 695, 715, 697-699;
215/235; 222/556, 562, 106, 107, 92-94;
D28/66; 132/323-325

See application file for complete search history.

(56) **References Cited**

U.S. PATENT DOCUMENTS

1,858,134 A	5/1932	Booth et al.	
4,428,389 A	1/1984	Cordero	
4,796,783 A	1/1989	Paulson	
D314,147 S *	1/1991	Davis	D9/446
5,076,302 A	12/1991	Chari	
D328,799 S	8/1992	Leonard	

* cited by examiner

Primary Examiner—Lucy Lieberman

(74) *Attorney, Agent, or Firm*—Nora Stein-Fernandez; Theodore R. Furman

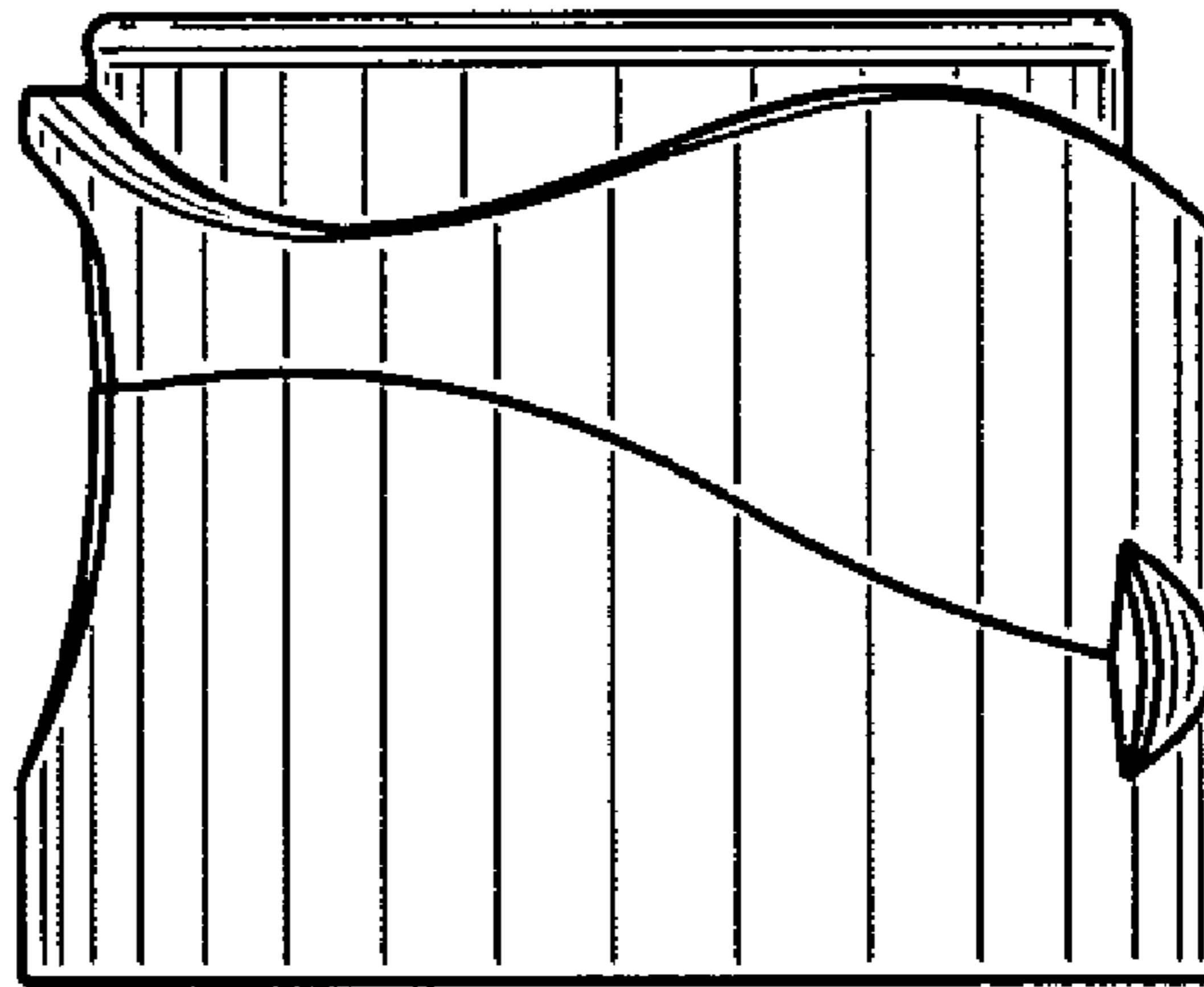
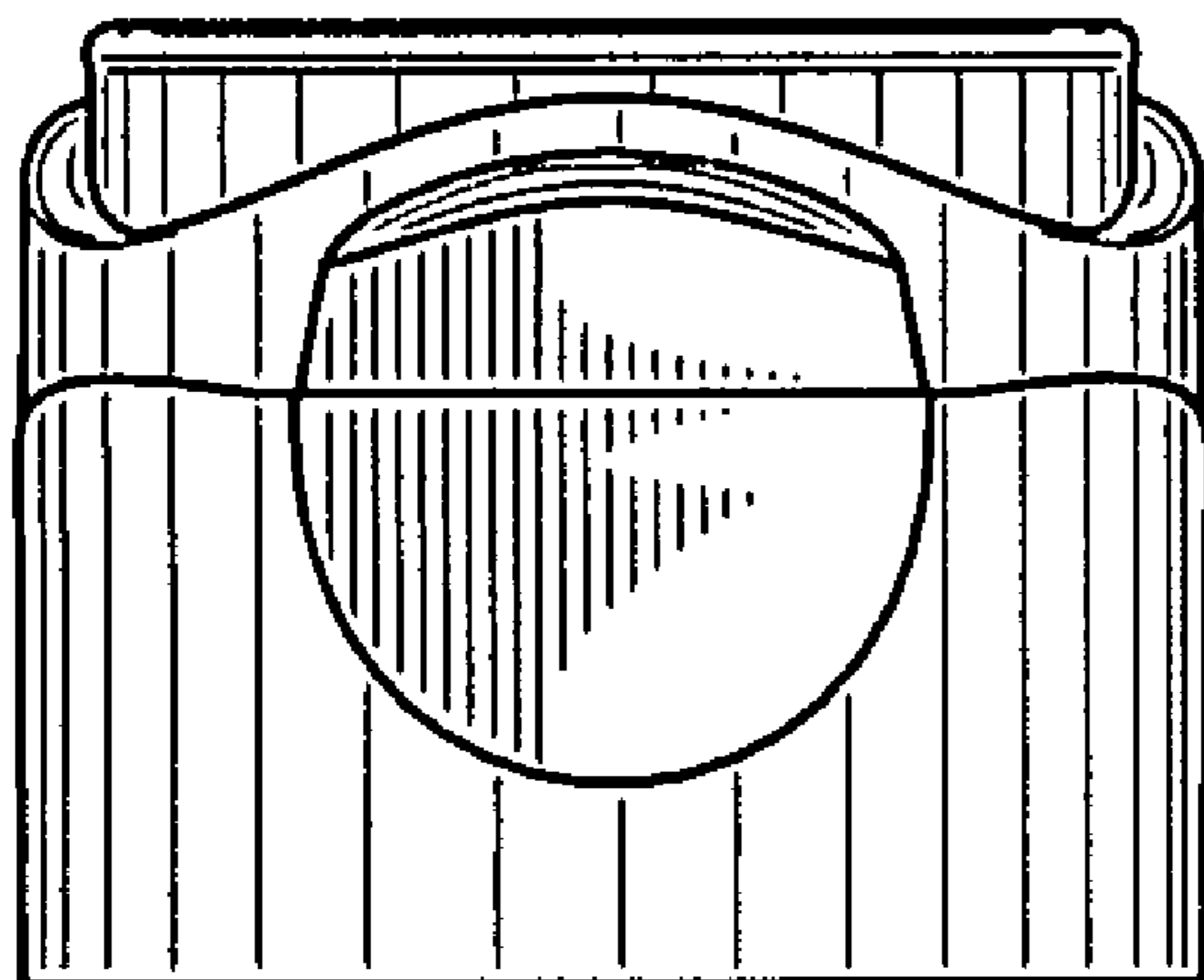
(57) **CLAIM**

The ornamental design for a flip-top cap, as shown and described.

DESCRIPTION

FIG. 1 is a front view of the flip-top cap;
FIG. 2 is a back view of the flip-top cap;
FIG. 3 is a right side elevation view of the flip-top cap;
FIG. 4 is a left side elevation view of the flip-top cap; and,
FIG. 5 is a top view of the flip-top cap.

1 Claim, 1 Drawing Sheet



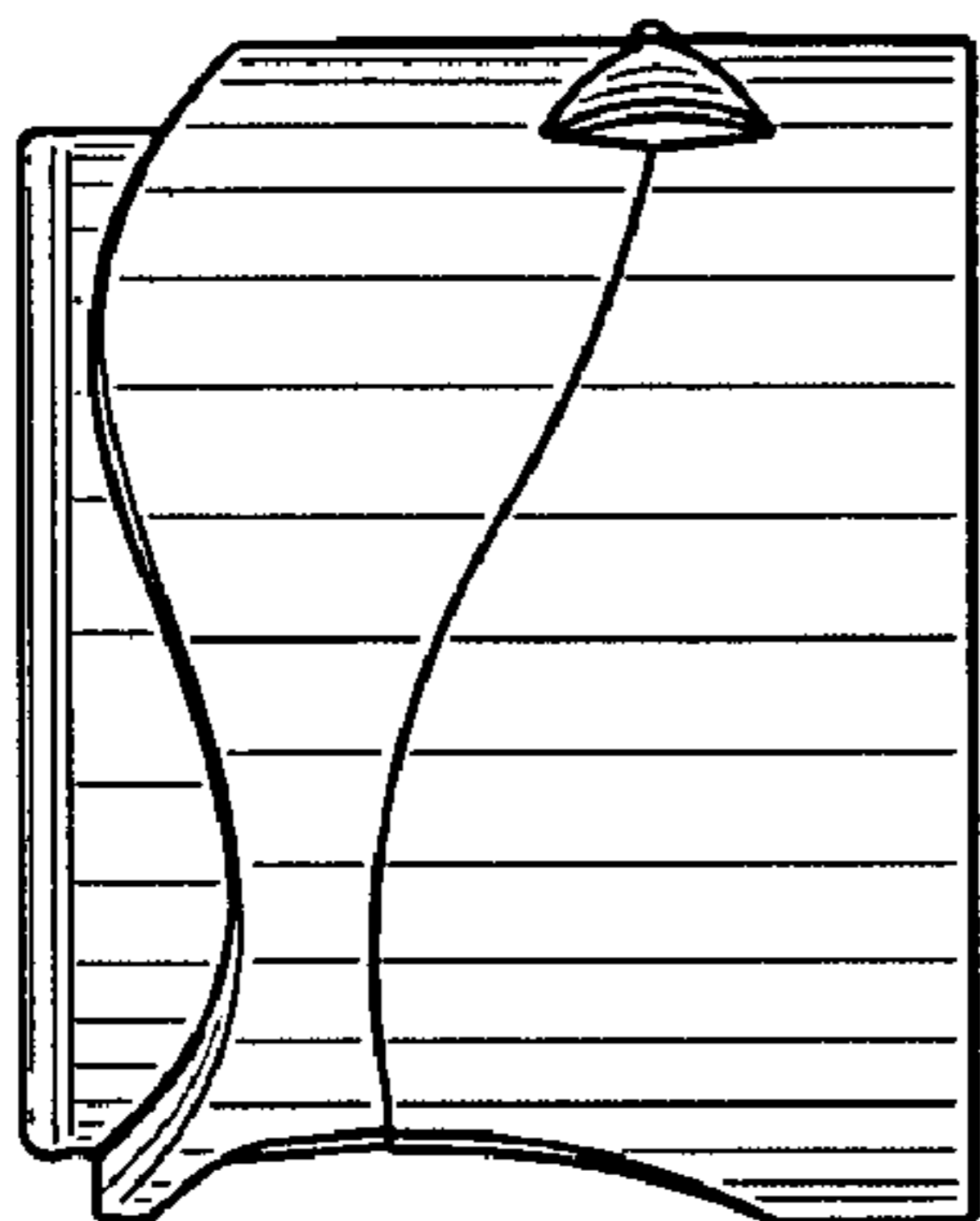


FIG. 1

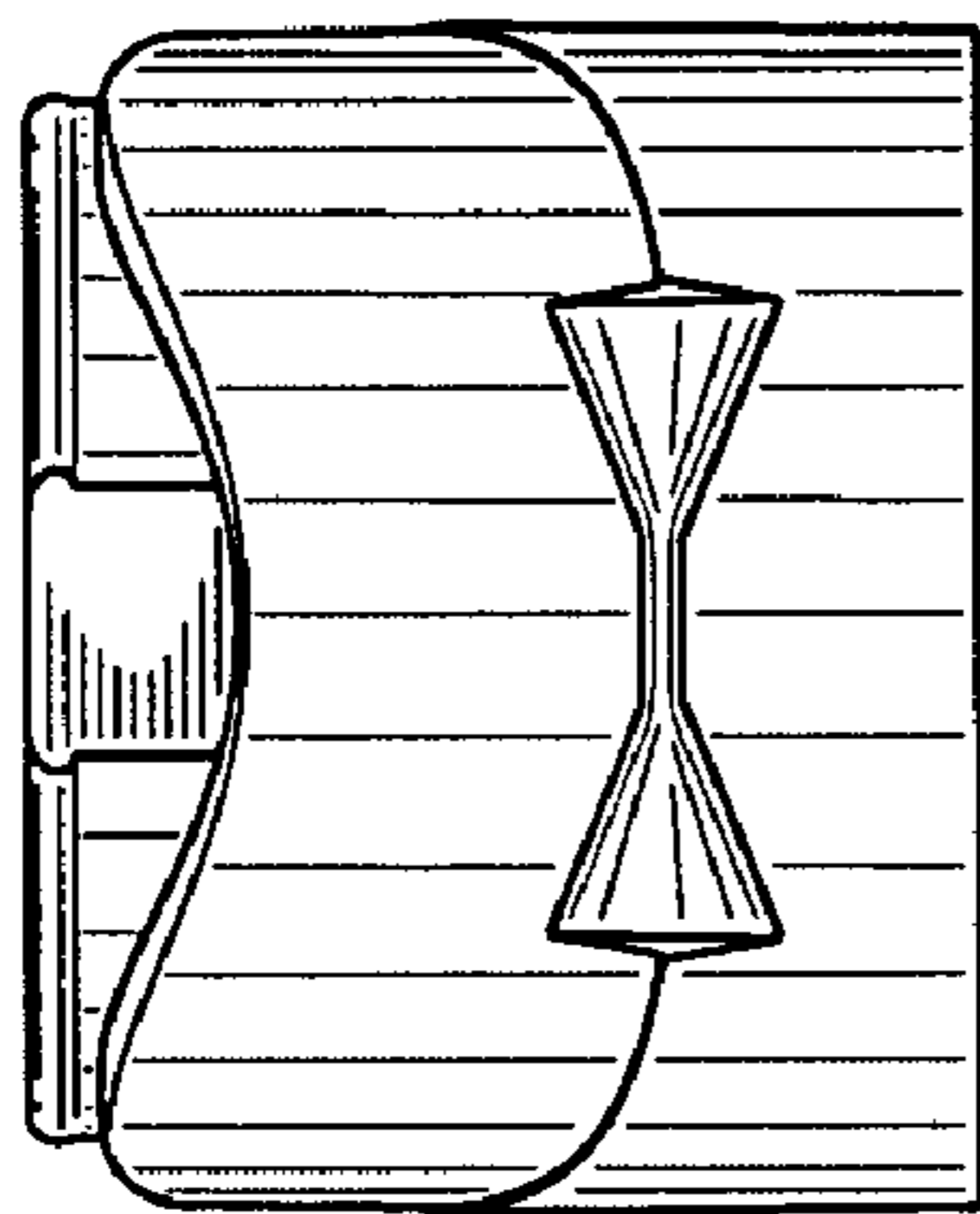


FIG. 2

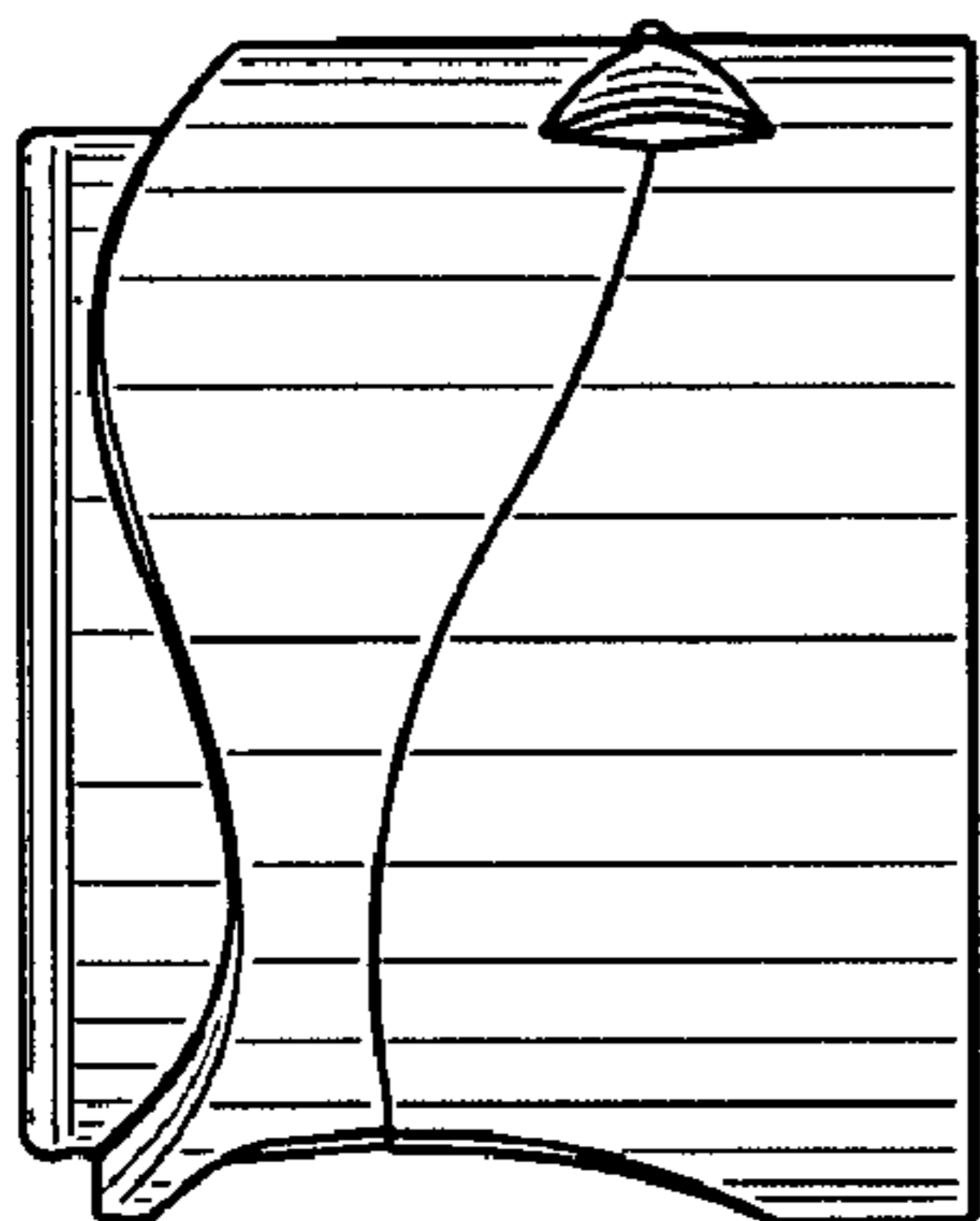


FIG. 3

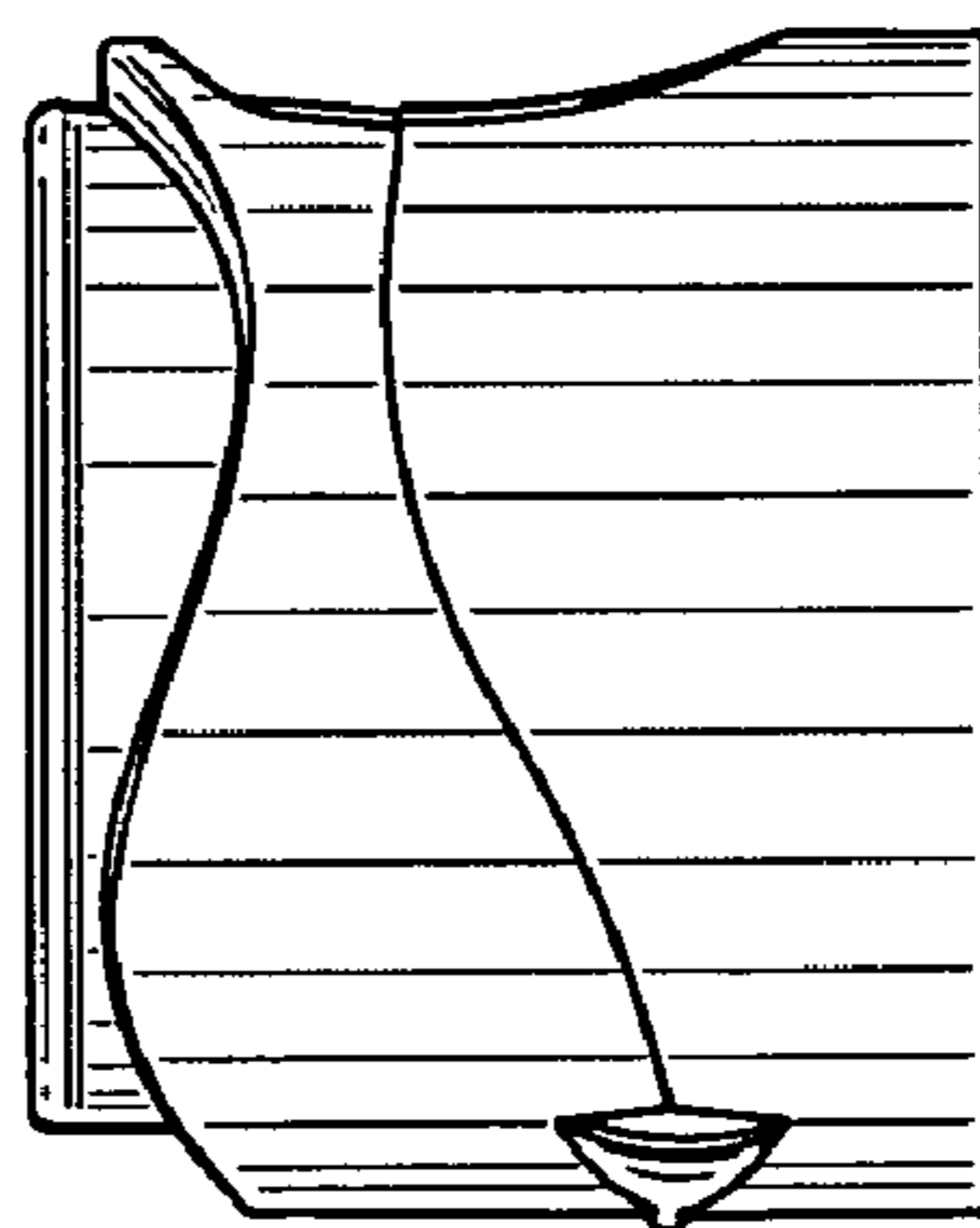


FIG. 4

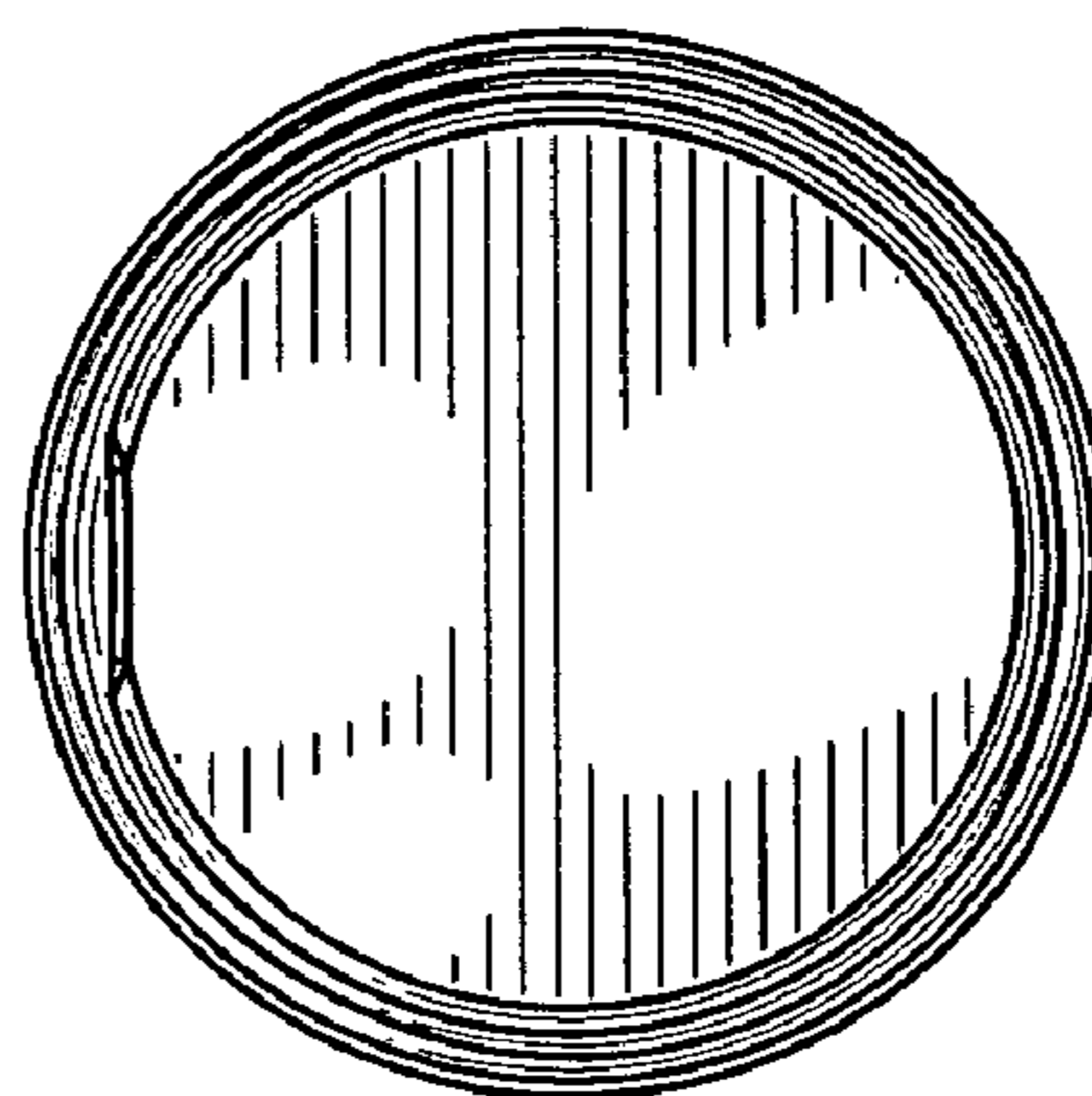


FIG. 5