



US00D561583S

(12) **United States Design Patent** (10) **Patent No.:** **US D561,583 S**  
**Nottingham et al.** (45) **Date of Patent:** **\*\* Feb. 12, 2008**

(54) **PART OF CONTAINER**

(75) Inventors: **John William Nottingham**, Bratenahl, OH (US); **Jay Tapper**, Beachwood, OH (US)

(73) Assignee: **Conopco, Inc.**, Englewood Cliffs, NJ (US)

(\*\*) Term: **14 Years**

(21) Appl. No.: **29/276,349**

(22) Filed: **Jan. 23, 2007**

(51) **LOC (8) Cl.** ..... **09-07**

(52) **U.S. Cl.** ..... **D9/434; D9/520; D9/745; D9/516**

(58) **Field of Classification Search** ..... D9/434, D9/435, 447, 455, 456, 499, 502, 520, 559, D9/745, 747, 779; 215/40, 43, 44, 45, 46, 215/219, 204, 222, 252, 318, 331, 6, 10, 215/375; 75/57.1, 71; 24/455; D8/72, 73, D8/318, 349, 356, 382, 394, 395, 396; D3/201, D3/232, 239, 242, 243, 256, 328; 206/409, 206/453, 523, 575; 40/310; 403/343; 235/385, 235/380; 248/231, 200, 200.1; 220/4.27, 220/66-70, 73; D32/29.1; D6/738, 746  
See application file for complete search history.

(56) **References Cited**

**U.S. PATENT DOCUMENTS**

3,727,783	A *	4/1973	Carmichael	.....	215/375
D269,593	S *	7/1983	Gruodis et al.	.....	D9/502
D270,332	S *	8/1983	Gaunt	.....	D9/779
D272,418	S *	1/1984	Gruodis et al.	.....	D9/779
D292,267	S *	10/1987	Costa	.....	D9/747
D320,343	S *	10/1991	Halm et al.	.....	D32/29.1
D333,615	S	3/1993	Zutler		
D356,255	S	3/1995	Syrek		
D366,831	S *	2/1996	Semersky et al.	.....	D9/434
5,573,133	A *	11/1996	Park	.....	220/4.27
D380,383	S *	7/1997	Wiemann et al.	.....	D9/434
D391,482	S *	3/1998	Wiemann et al.	.....	D9/434

D398,528	S *	9/1998	Wiemann et al.	.....	D9/434
D424,768	S	5/2000	Tsou		
2005/0145533	A1 *	7/2005	Seligson	.....	206/575

**OTHER PUBLICATIONS**

Co-pending Application: Applicant: Nottingham et al., U.S. Appl. No. 29/276,346, filed Jan. 23, 2007.

Co-pending Application: Applicant: Althoff et al., U.S. Appl. No. 11/625,961, filed Jan. 23, 2007.

Co-pending Application: Applicant: Althoff et al., U.S. Appl. No. 11/625,961, filed Jan. 23, 2007.

\* cited by examiner

*Primary Examiner*—T. Chase Nelson

*Assistant Examiner*—Barbara B Lohr

(74) *Attorney, Agent, or Firm*—Karen E. Klumas

(57) **CLAIM**

The ornamental design for a part of container, as shown and described.

**DESCRIPTION**

FIG. 1 is a side elevational view of a container showing the new design;

FIG. 2 is a side elevational view thereof rotated clockwise 90° from FIG. 1;

FIG. 3 is a side elevational view thereof rotated clockwise 90° from FIG. 2;

FIG. 4 is a side elevational view thereof rotated clockwise 90° from FIG. 3;

FIG. 5 is a top plan view thereof;


FIG. 6 is a bottom plan view thereof;

FIG. 7 is a perspective view from below and one side of the container; and,

FIG. 8 is a perspective view from above and one side of the container.

The broken lines shown in the Figures are for illustrative purposes only and form no part of the claimed design.

**1 Claim, 2 Drawing Sheets**






FIG. 1




FIG. 2




FIG. 3




FIG. 4

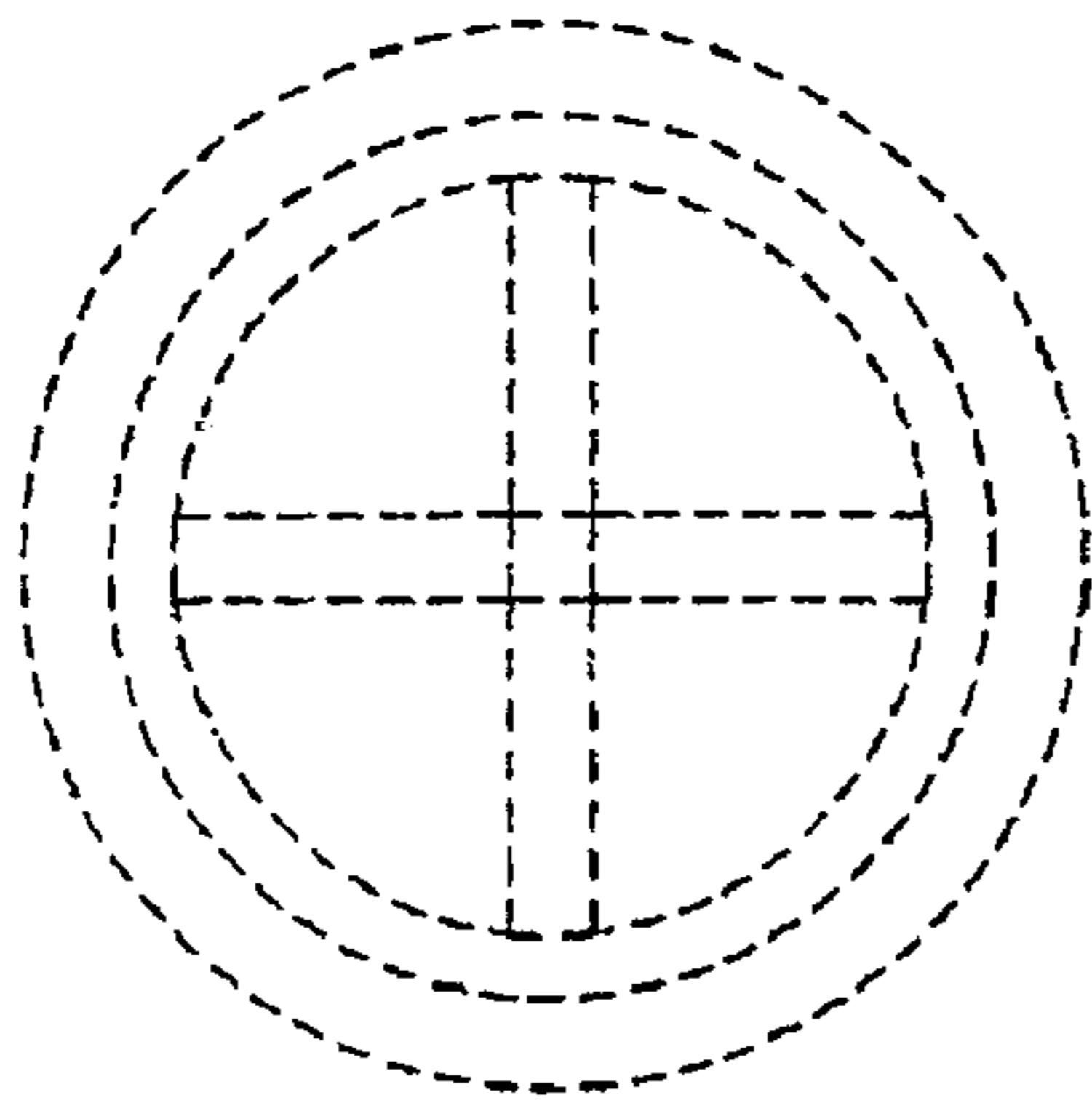


FIG. 5

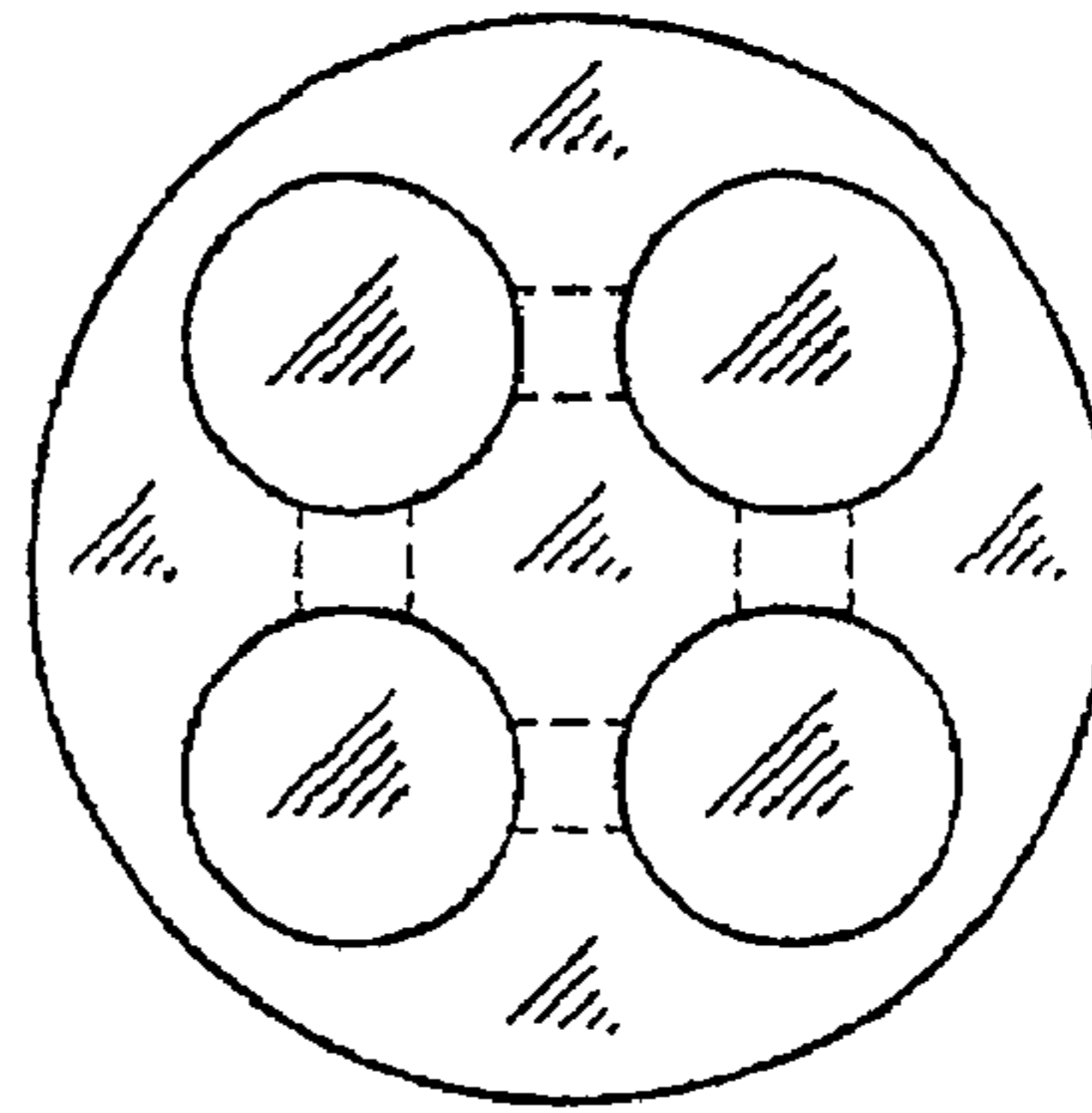


FIG. 6

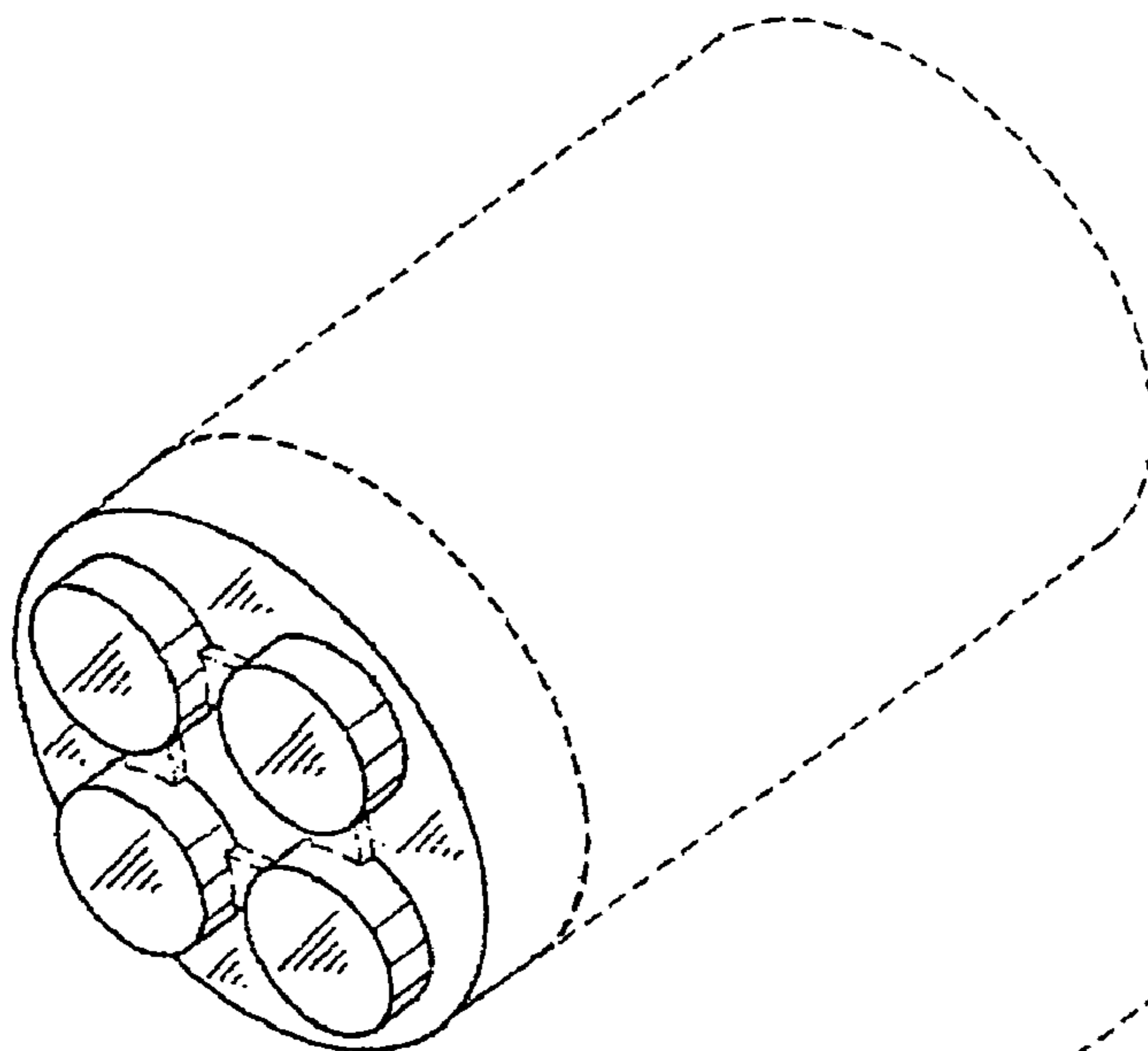


FIG. 7

FIG. 8

