



US00D561577S

(12) **United States Design Patent** (10) **Patent No.:** **US D561,577 S**  
**McConnell** (45) **Date of Patent:** **\*\* Feb. 12, 2008**

(54) **WALL PLATE**

(75) Inventor: **Jennifer McConnell**, Greensboro, NC (US)

(73) Assignee: **Liberty Hardware Mfg. Corp.**, Winston-Salem, NC (US)

(\*\*) Term: **14 Years**

(21) Appl. No.: **29/265,693**

(22) Filed: **Sep. 7, 2006**

(51) **LOC (8) Cl.** ..... **11-05**

(52) **U.S. Cl.** ..... **D9/353**

(58) **Field of Classification Search** ..... D8/350-353;  
D10/108, 123, 125; D13/156, 158, 162,  
D13/169, 171, 174, 177, 184; 200/304, 330;  
250/462.1; 220/241; 174/66, 67  
See application file for complete search history.

(56) **References Cited**

**U.S. PATENT DOCUMENTS**

D60,383 S *	2/1922	Steeple	.....	D8/353
D208,783 S *	10/1967	Stillman	.....	D8/353
D243,653 S *	3/1977	Fine	.....	D8/353
D502,861 S *	3/2005	Fields	.....	D8/353
D506,917 S *	7/2005	Fields	.....	D8/350
D510,013 S *	9/2005	Roychowdhury	.....	D8/353
D511,959 S *	11/2005	Roychowdhury	.....	D8/351

\* cited by examiner

*Primary Examiner*—Stella M. Reid  
*Assistant Examiner*—Mark Goodwin

(74) *Attorney, Agent, or Firm*—Edgar A. Zarins; Lloyd D. Doigan

(57) **CLAIM**

The ornamental design for a wall plate, as shown and described.

**DESCRIPTION**

FIG. 1 is a front elevational view of a wall plate showing my new design;

FIG. 2 is a left side view thereof, the opposite side being a mirror image of the side shown;

FIG. 3 is an end view thereof, the opposite end being a mirror image of the end shown;

FIG. 4 is a front elevational view of a second embodiment thereof;

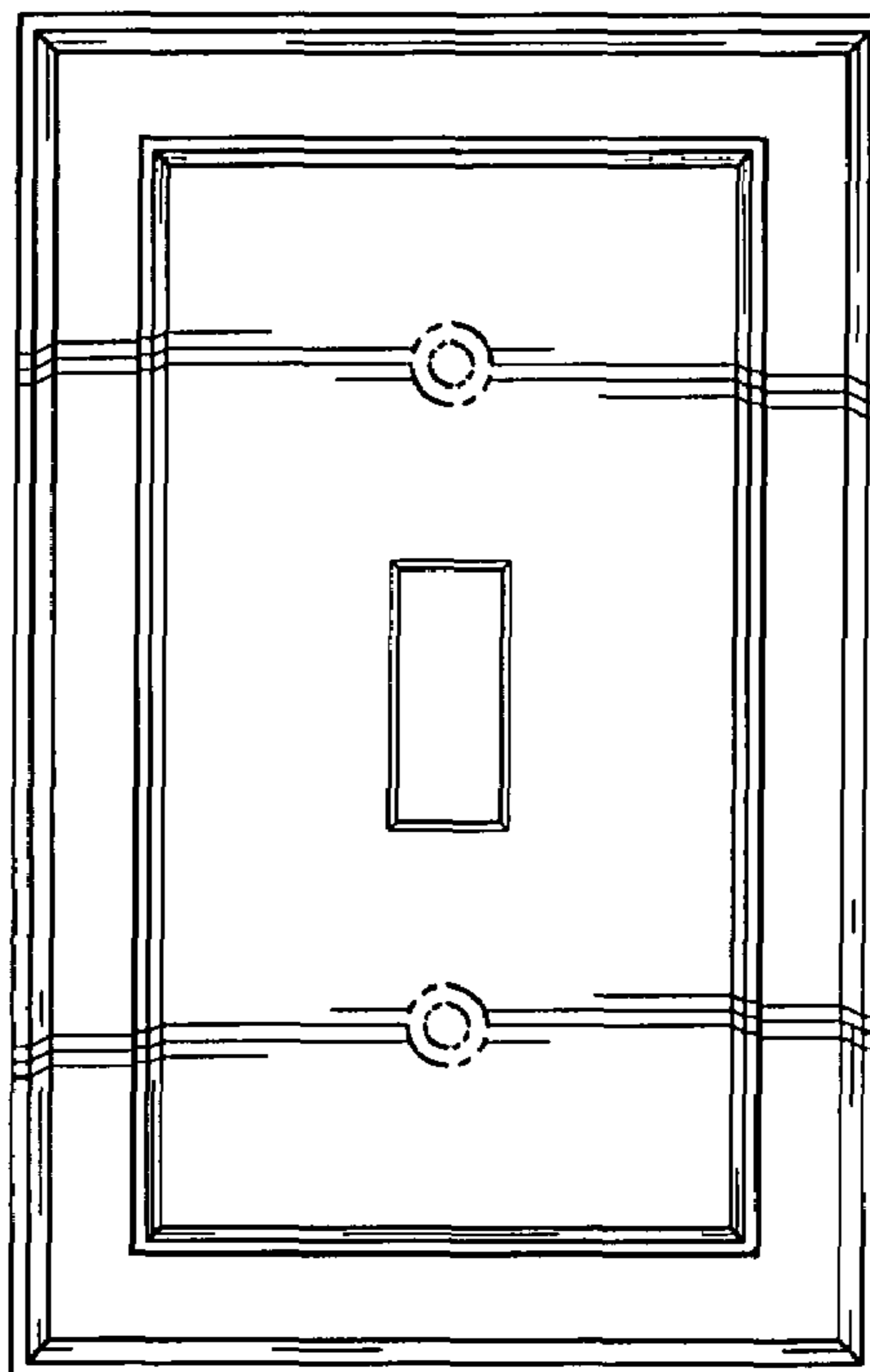
FIG. 5 is a front elevational view of a third embodiment thereof; and,

FIG. 6 is a front elevational view of a fourth embodiment thereof.

All views of the claim not shown form no part of the claimed design.

The broken line showing of the screw holes in FIGS. 1, and 4-6 is included for the purpose of illustrating environmental structure and forms no part of the claimed design.

**1 Claim, 2 Drawing Sheets**



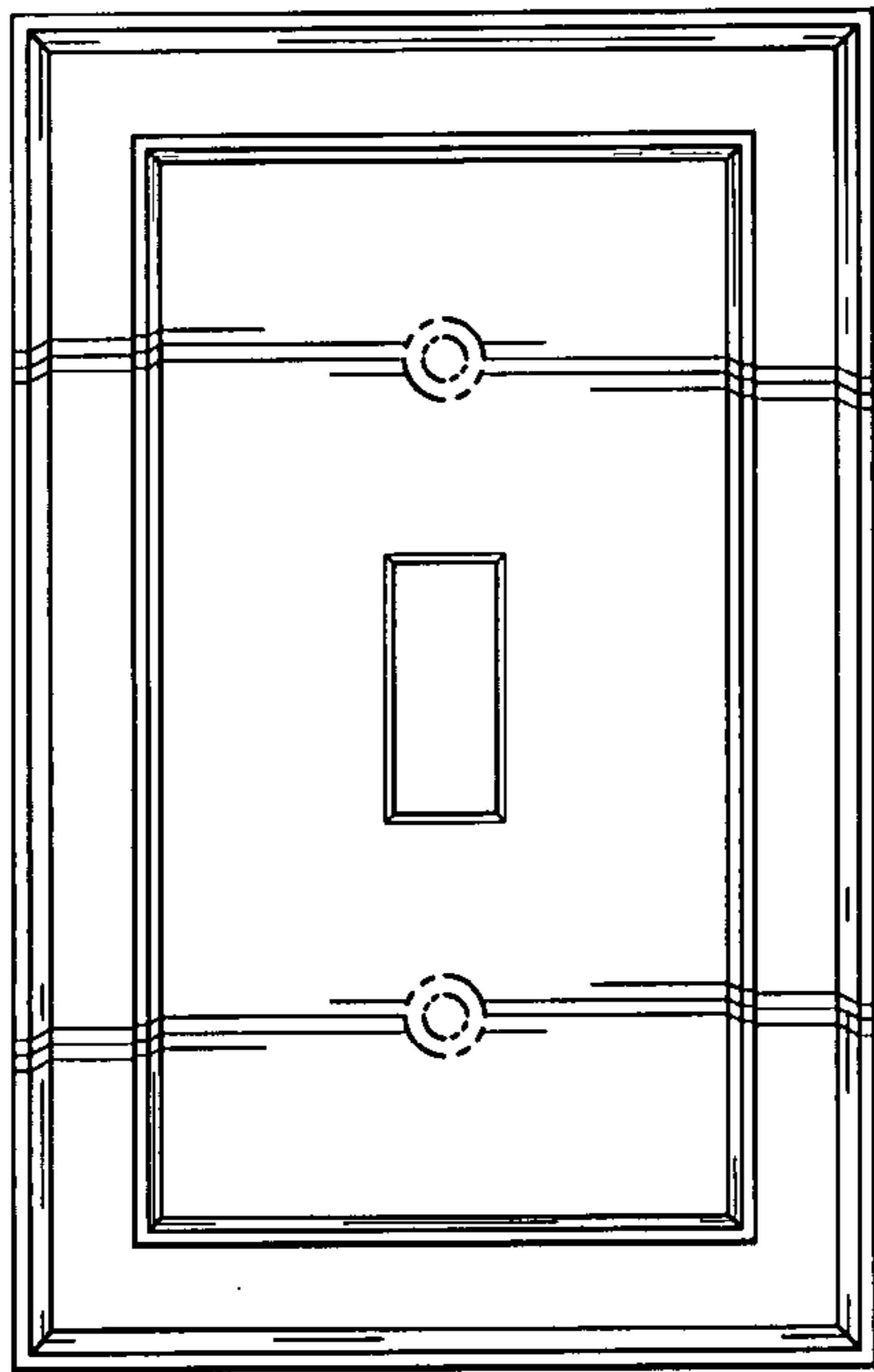


Fig-1

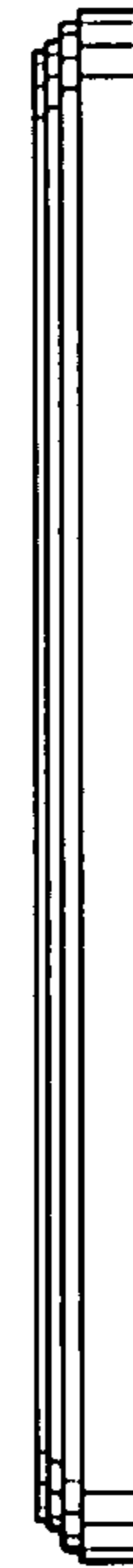


Fig-2




Fig-3

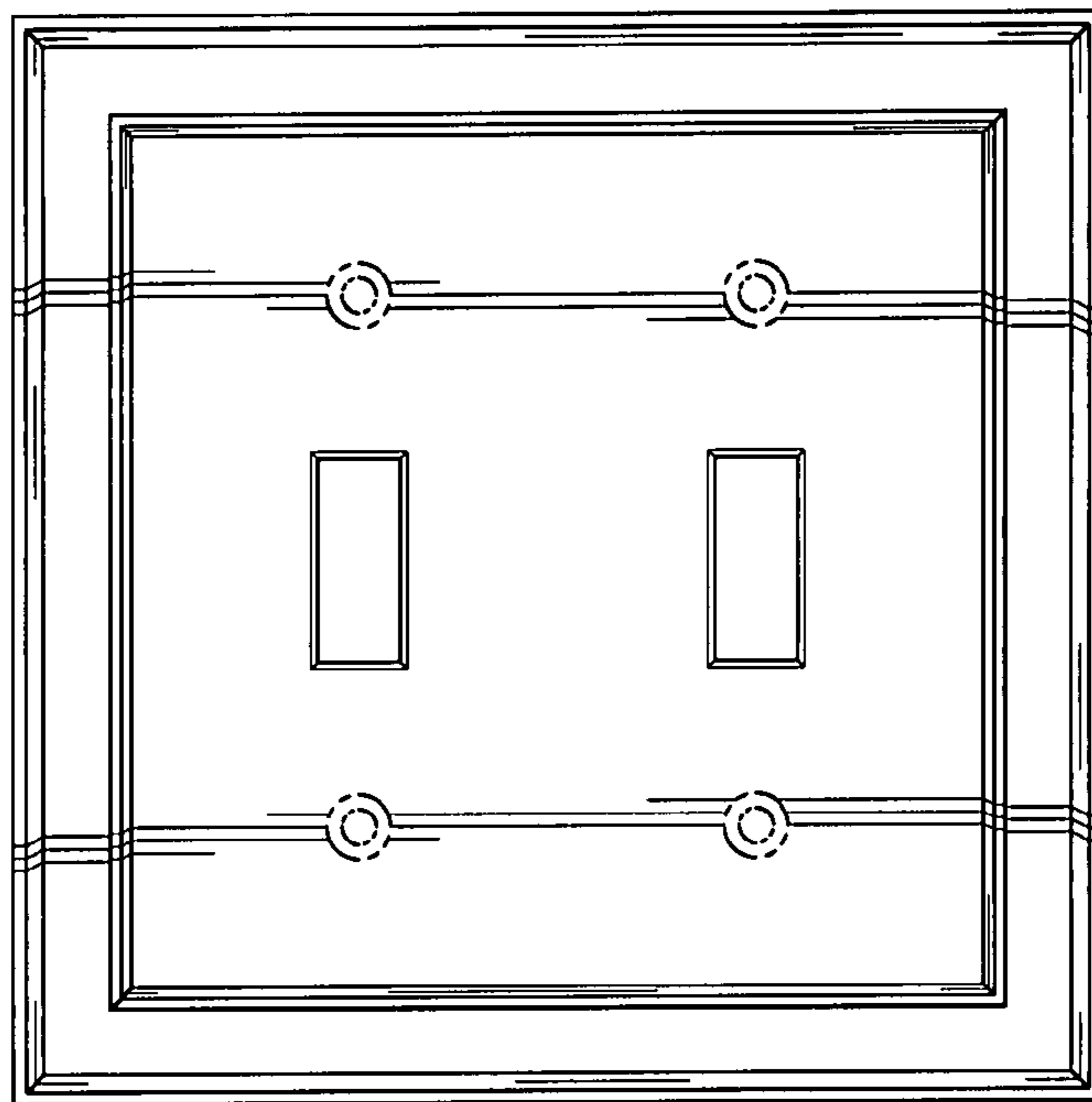


Fig-4

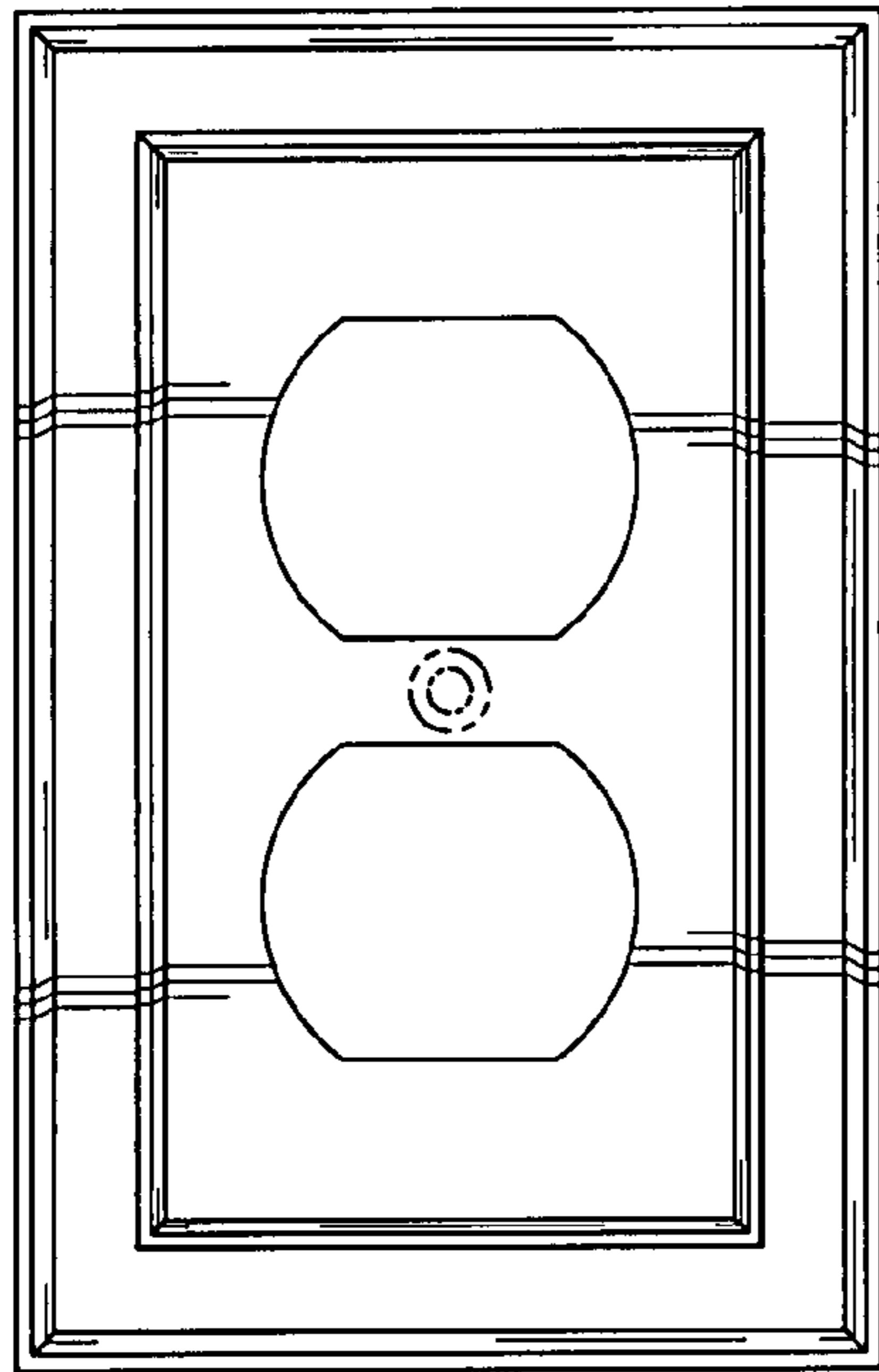


Fig-5

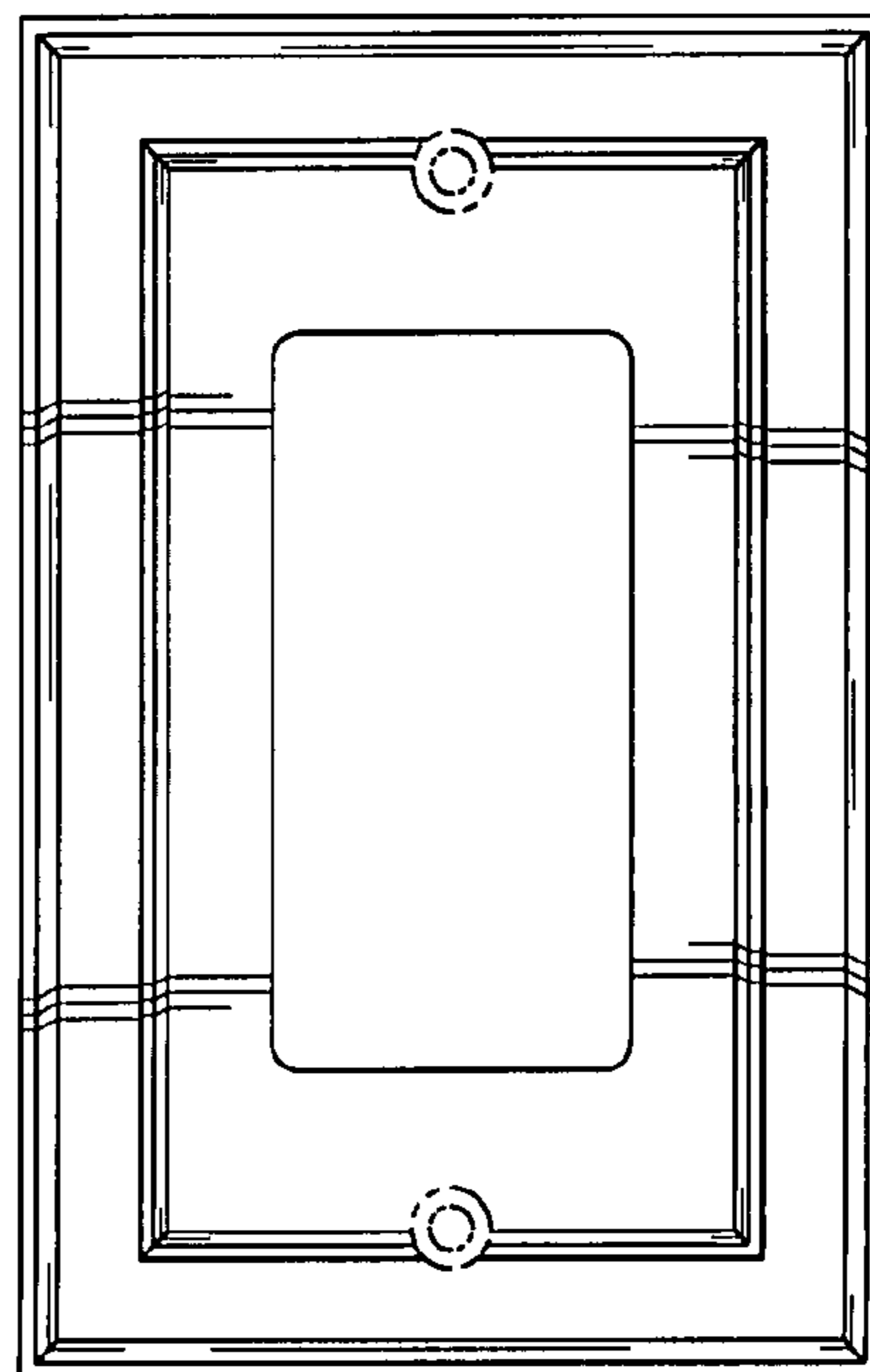


Fig-6