



US00D561572S

(12) **United States Design Patent**  
**Houghland**

(10) **Patent No.:** **US D561,572 S**  
(45) **Date of Patent:** **\*\* Feb. 12, 2008**

(54) **PLANT BRACKET**

(75) Inventor: **Tanis Houghland**, Vancouver (CA)

(73) Assignee: **Peak Innovations Inc.**, Richmond (CA)

(\*\*) Term: **14 Years**

(21) Appl. No.: **29/249,126**

(22) Filed: **Sep. 21, 2006**

(30) **Foreign Application Priority Data**

Mar. 24, 2006 (CN) ..... 2006 3 0004464  
Apr. 4, 2006 (CA) ..... 115296

(51) **LOC (8) Cl.** ..... **08-05**

(52) **U.S. Cl.** ..... **D8/381**

(58) **Field of Classification Search** ..... D8/381,  
D8/373; D11/148; 248/235, 237, 245, 247,  
248/250

See application file for complete search history.

(56) **References Cited**

**U.S. PATENT DOCUMENTS**

D305 S \* 8/1850 Bryant ..... D8/381  
D949 S \* 10/1857 Chase, Jr. .... D8/381  
D3,312 S \* 1/1869 Gormon ..... D8/381  
D12,411 S \* 8/1881 Barkentin ..... D8/381

D21,199 S \* 12/1891 Sanders ..... D8/381  
D23,730 S \* 10/1894 Gavin ..... D8/381  
D36,246 S \* 3/1903 Priore ..... D8/381  
D52,076 S \* 6/1918 Holstein ..... D99/8  
D474,959 S \* 5/2003 Massa ..... D8/381

**FOREIGN PATENT DOCUMENTS**

CA 98033 3/2003

\* cited by examiner

*Primary Examiner*—Holly H. Baynham

(74) *Attorney, Agent, or Firm*—Mark Hopkinson

(57) **CLAIM**

The ornamental design for a plant bracket, as shown and described.

**DESCRIPTION**

FIG. 1 is a left side view of the plant bracket;

FIG. 2 is a right side view thereof;

FIG. 3 is a top view thereof;


FIG. 4 is a bottom view thereof;

FIG. 5 is a front view thereof;

FIG. 6 is a rear view thereof; and,

FIG. 7 is a perspective view thereof.

**1 Claim, 5 Drawing Sheets**






Fig. 1

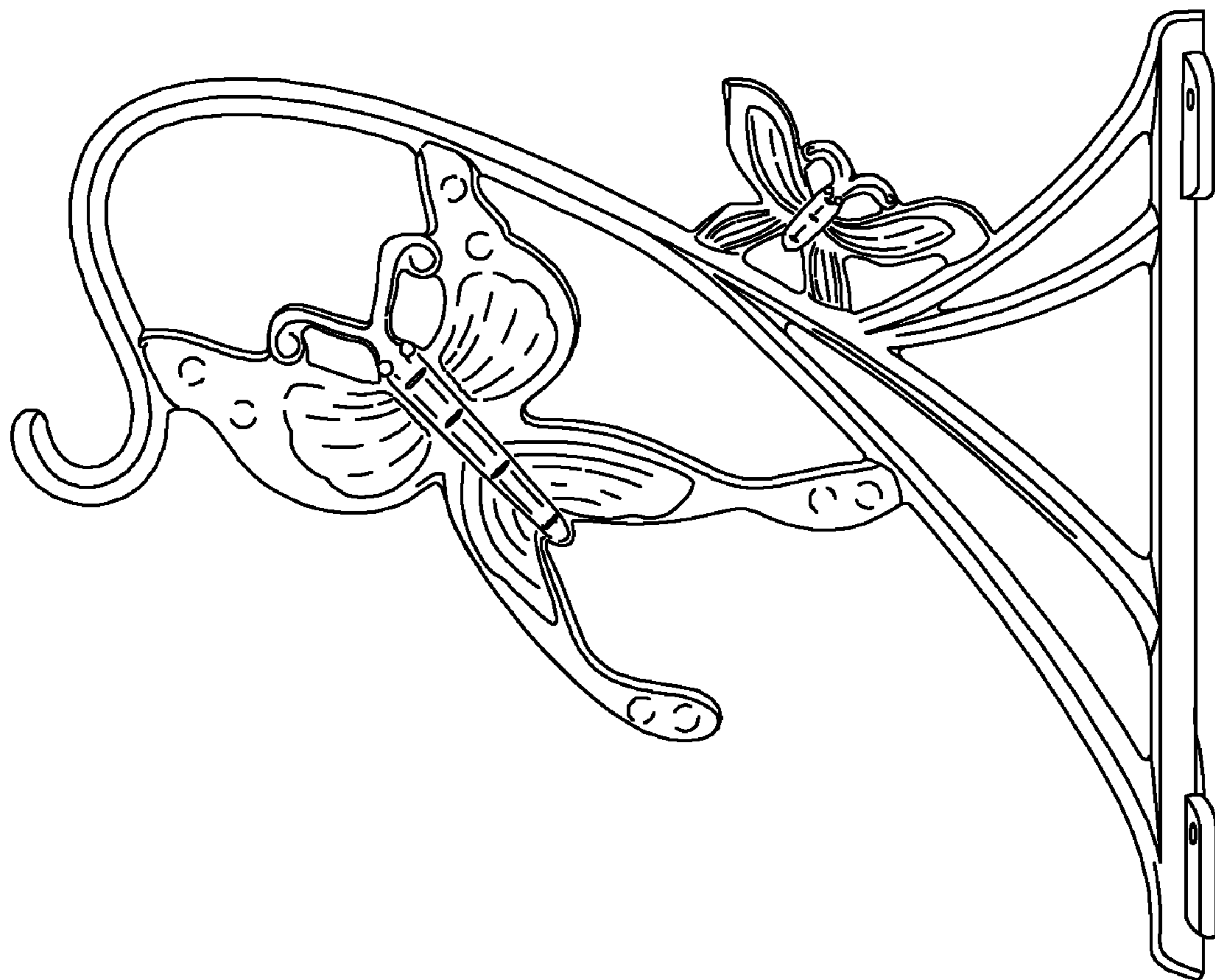


Fig. 2

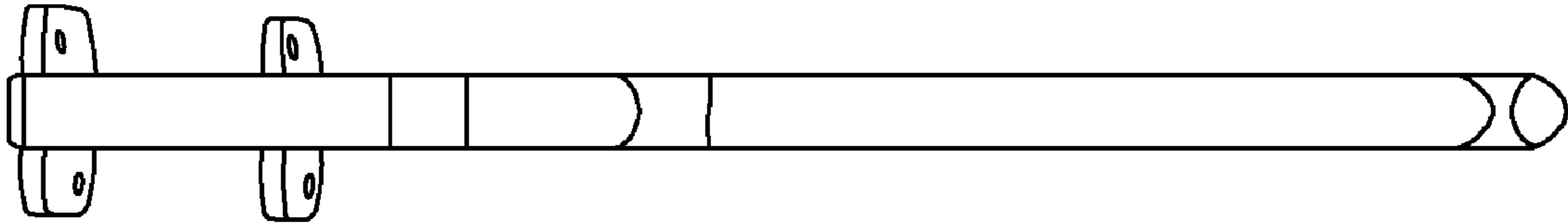


Fig. 3

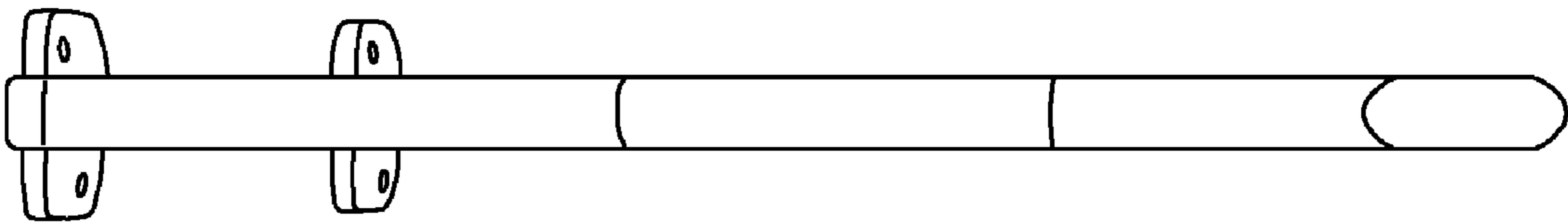


Fig. 4

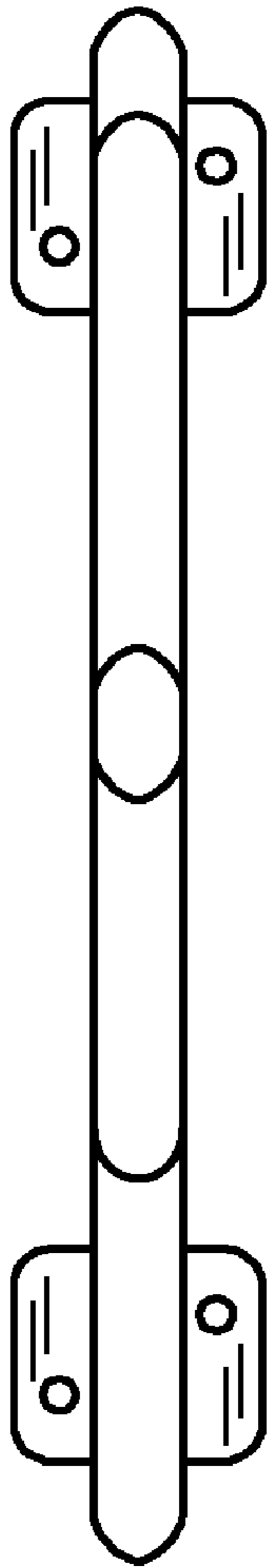


Fig. 5

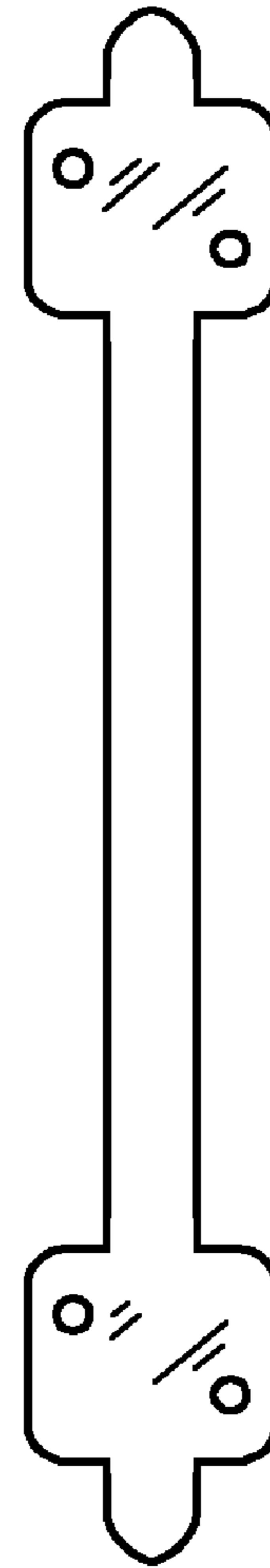


Fig. 6

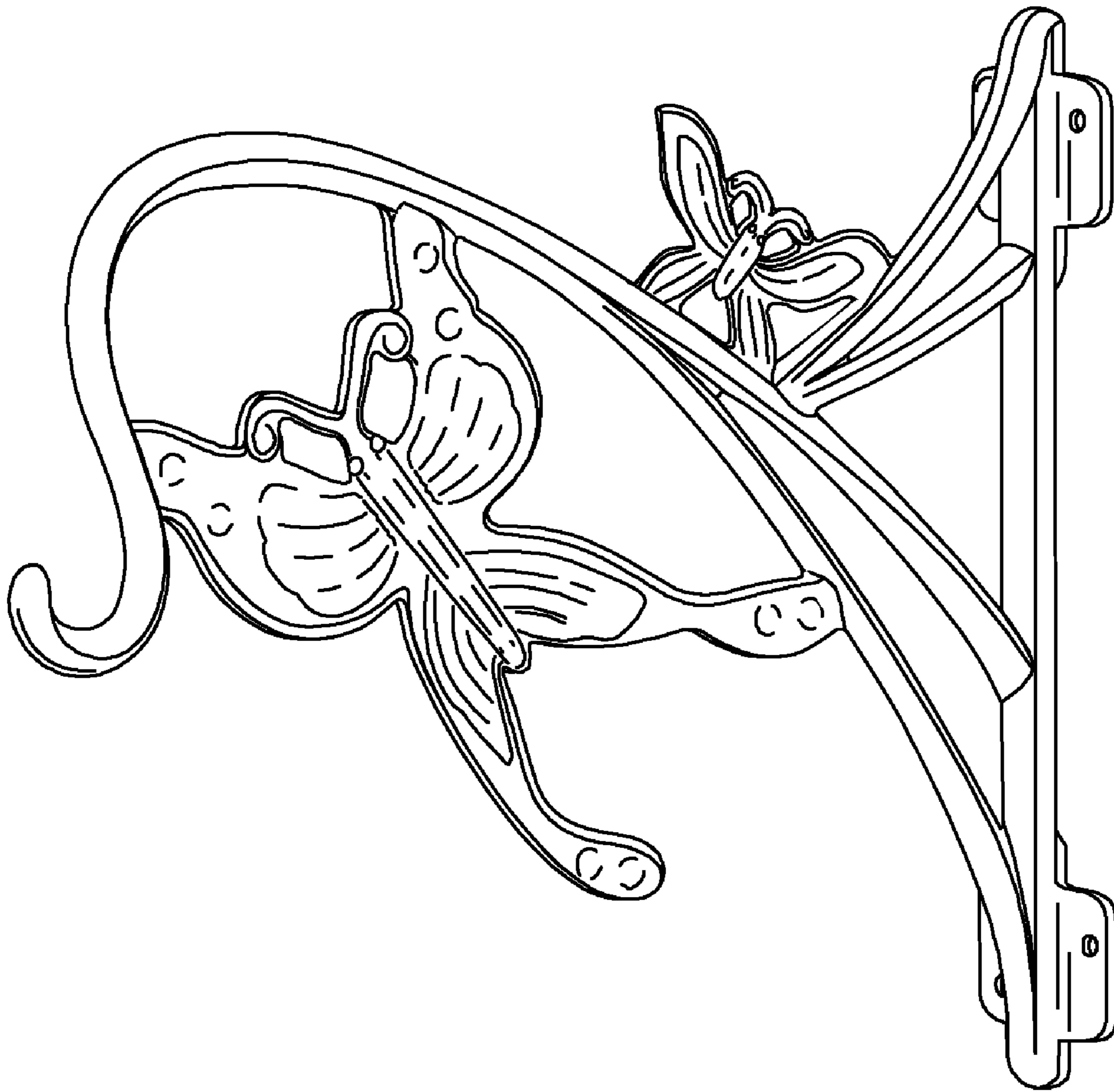


Fig. 7