



US00D561570S

(12) **United States Design Patent**  
**Kubota**

(10) **Patent No.:** **US D561,570 S**

(45) **Date of Patent:** **\*\* Feb. 12, 2008**

(54) **SHELF SUPPORTER FOR FURNITURE**

(75) Inventor: **Harunobu Kubota**, Tokyo (JP)

(73) Assignee: **Sugatsune Kogyo Co., Ltd.**,  
Chiyoda-ku (JP)

(\*\*) Term: **14 Years**

(21) Appl. No.: **29/236,367**

(22) Filed: **Aug. 16, 2005**

(30) **Foreign Application Priority Data**

Feb. 25, 2005 (JP) ..... 2005-005277

(51) **LOC (8) Cl.** ..... **08-05**

(52) **U.S. Cl.** ..... **D8/381**

(58) **Field of Classification Search** ..... D8/380-381;  
248/237, 243, 250

See application file for complete search history.

(56) **References Cited**

**U.S. PATENT DOCUMENTS**

D329,197 S *	9/1992	Tibbs	.....	D8/380
D404,285 S *	1/1999	Skudelny	.....	D8/354
D482,954 S *	12/2003	Hoernig	.....	D8/381
2002/0130233 A1 *	9/2002	Pin	.....	248/250

\* cited by examiner

*Primary Examiner*—Holly H. Baynham

(74) *Attorney, Agent, or Firm*—Bacon & Thomas PLLC

(57) **CLAIM**

The ornamental design for a shelf supporter for furniture, as shown and described.

**DESCRIPTION**

FIG. 1 is a plan view of a shelf supporter for furniture embodying my new design;

FIG. 2 is a front view thereof;

FIG. 3 is a bottom view thereof;

FIG. 4 is a left side view thereof;

FIG. 5 is a rear view thereof;


FIG. 6 is a sectional view taken along line 6—6 of 1 thereof;

FIG. 7 is a perspective view thereof; and,

FIG. 8 is a reduced scale environmental view referential figure showing a state of use 1 thereof.

The broken line showing of partial shelving structure is for illustrative purposes only and forms no part of the claimed design.

**1 Claim, 4 Drawing Sheets**






FIG. 1

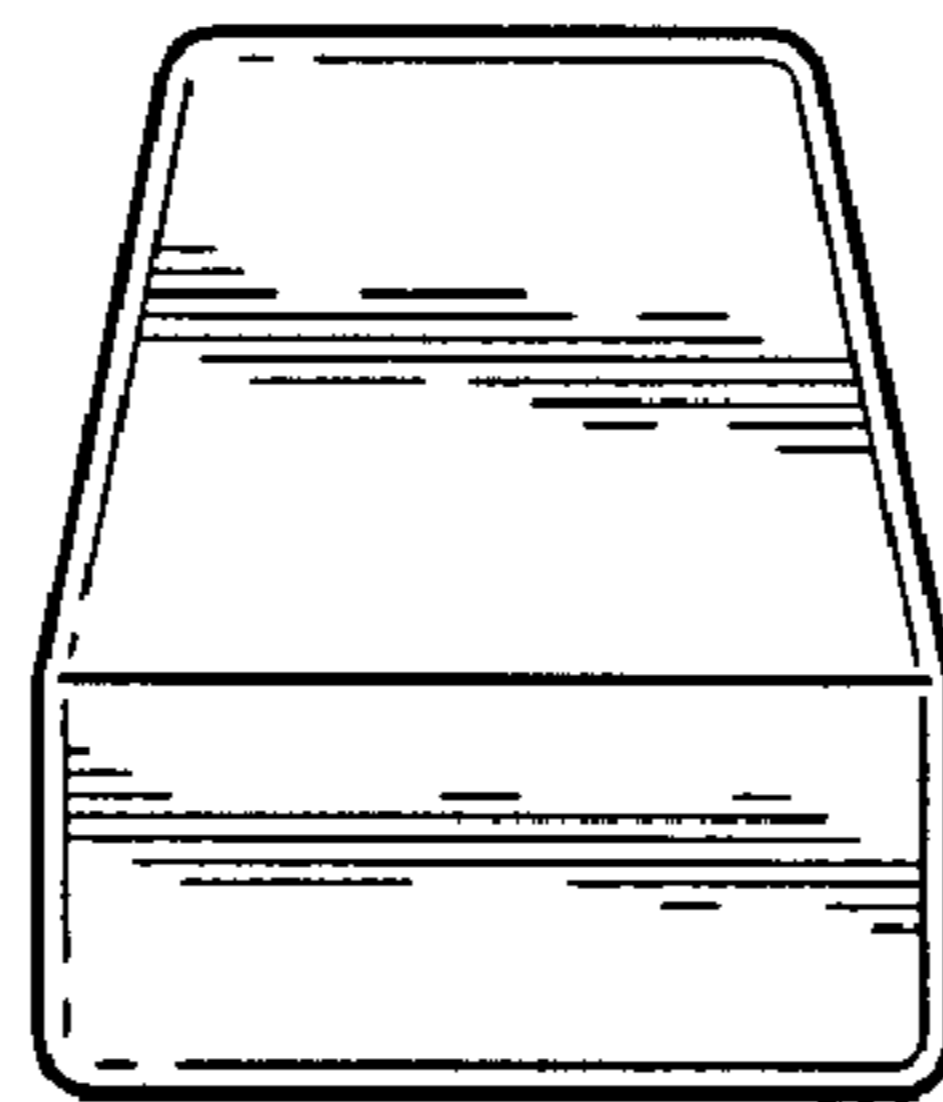


FIG. 2




FIG. 3

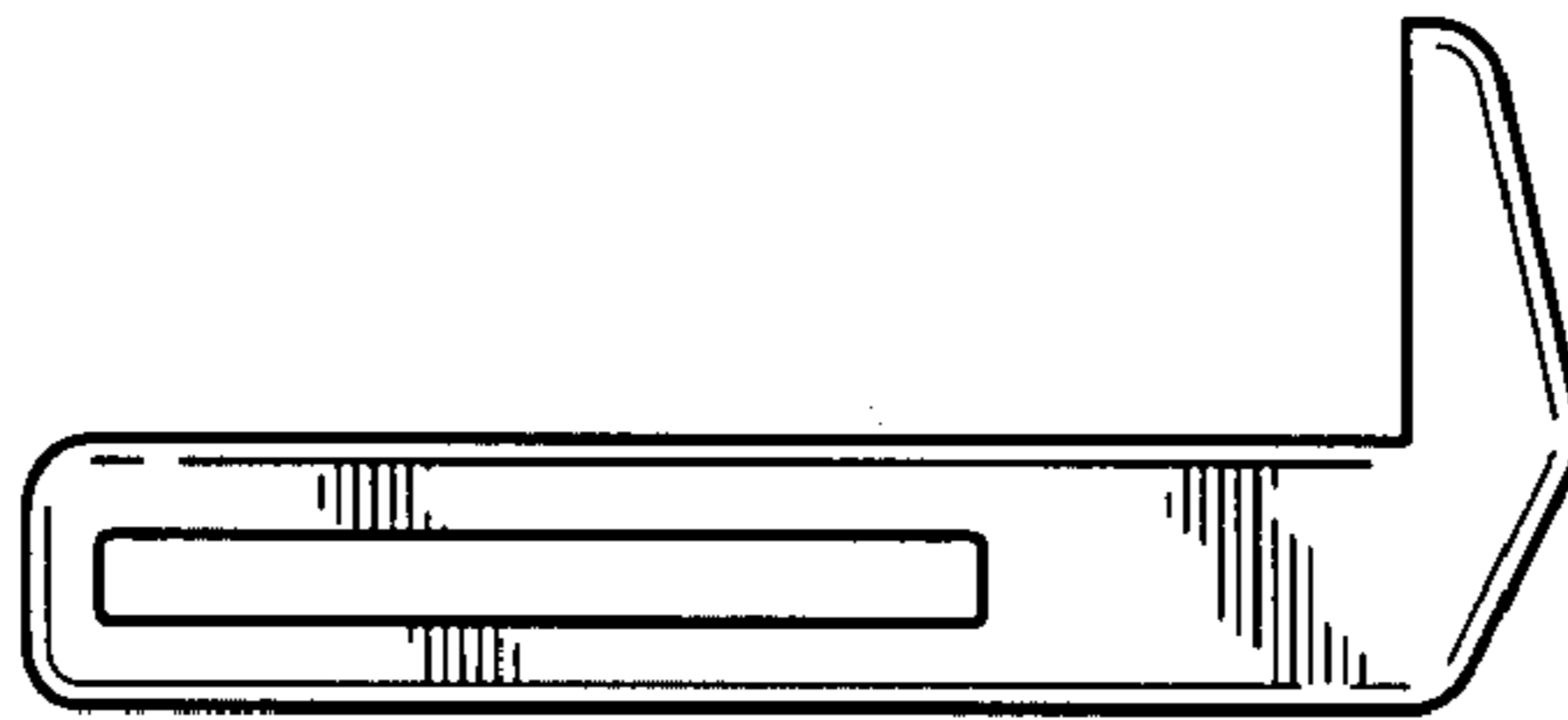


FIG. 4

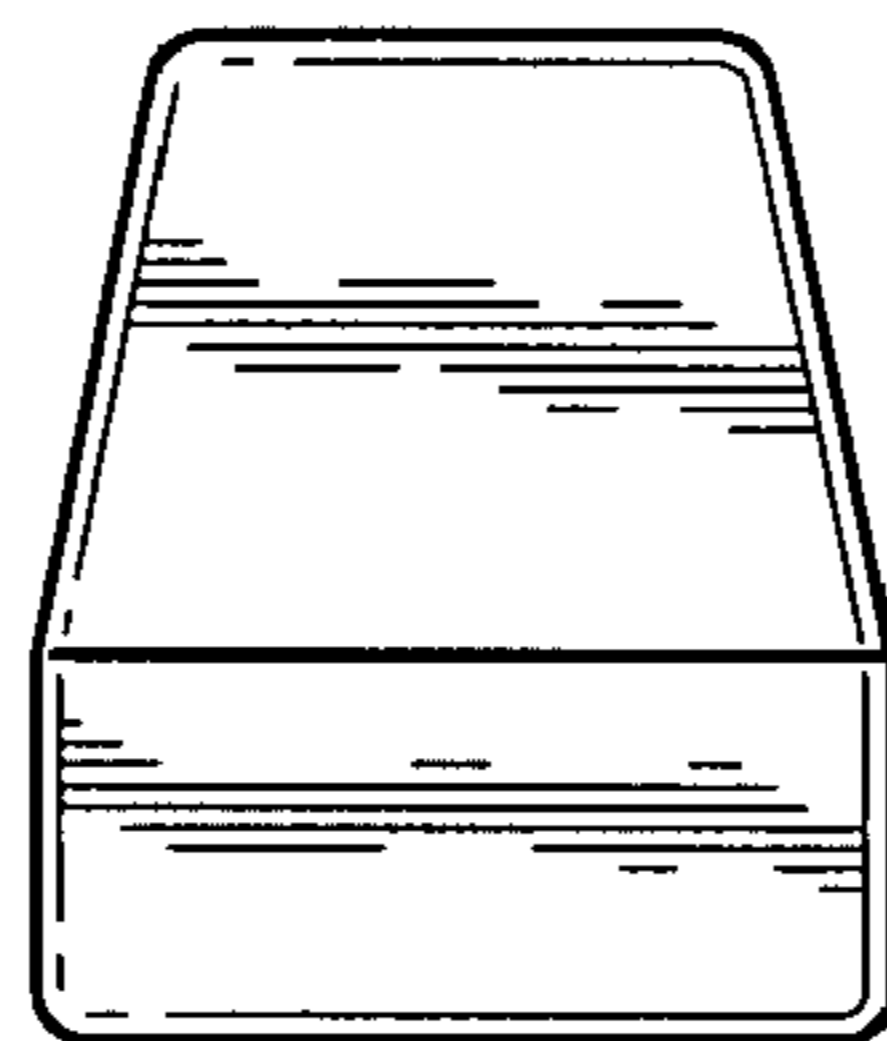


FIG. 5

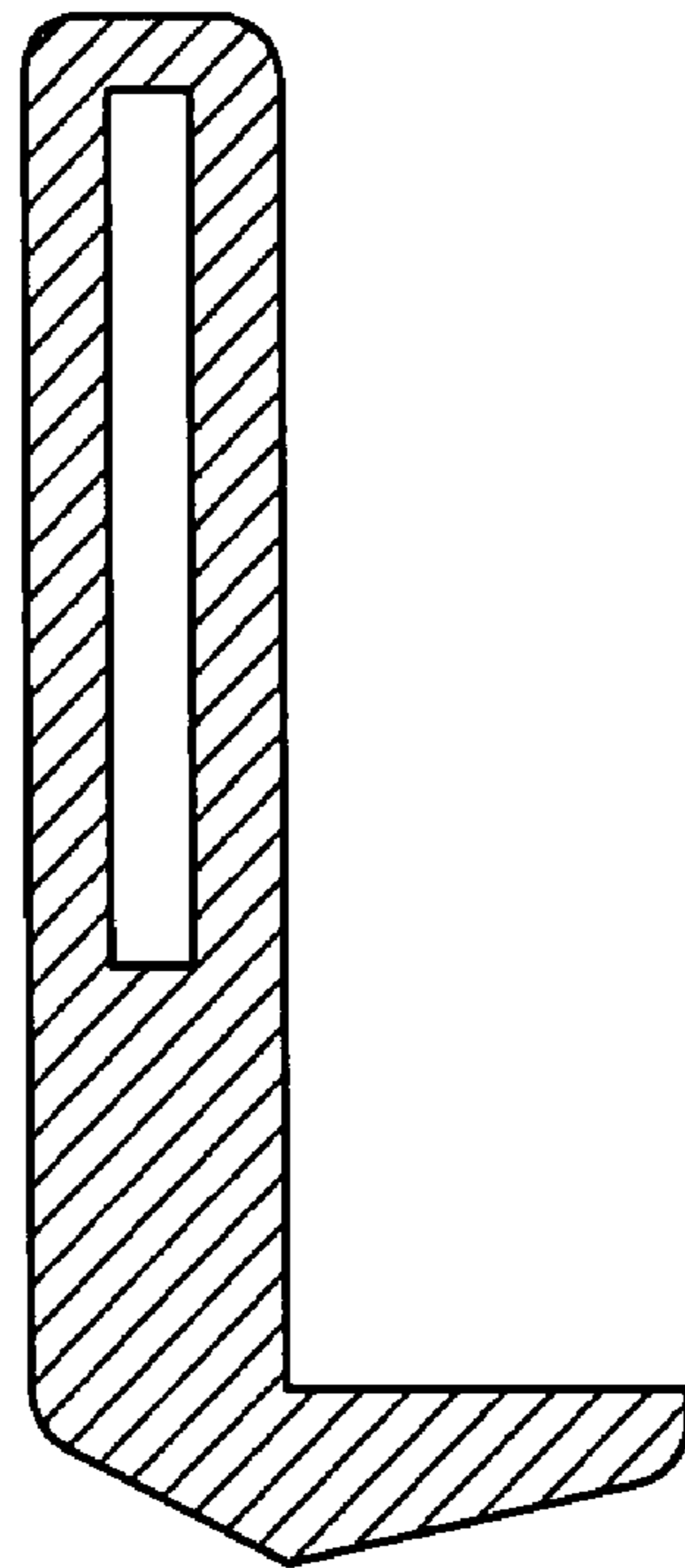


FIG. 6




FIG. 7

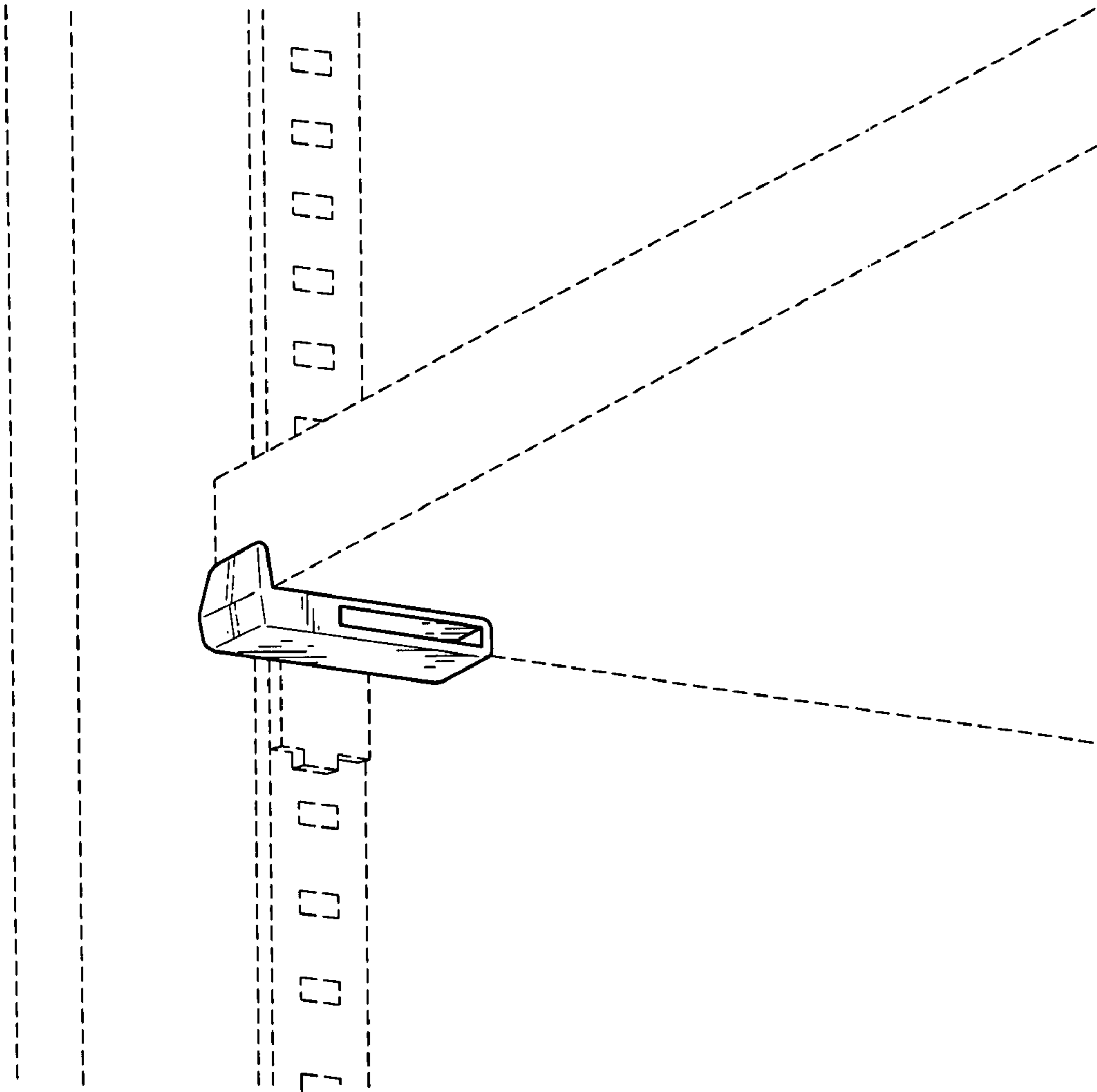


FIG. 8