

US00D561564S

(12) **United States Design Patent**
Larsen

(10) **Patent No.:** **US D561,564 S**

(45) **Date of Patent:** **** *Feb. 12, 2008**

(54) **PIZZA LEVELER**

(76) Inventor: **Fritz Larsen**, 2312 N. Riverside,
McHenry, IL (US) 60050

(*) Notice: This patent is subject to a terminal disclaimer.

(**) Term: **14 Years**

(21) Appl. No.: **29/221,364**

(22) Filed: **Jan. 14, 2005**

(51) **LOC (8) Cl.** **08-05**

(52) **U.S. Cl.** **D8/355**

(58) **Field of Classification Search** D8/354,
D8/355; 248/346.01; 108/44; D7/629; D9/456
See application file for complete search history.

(56) **References Cited**

U.S. PATENT DOCUMENTS

844,066	A	*	2/1907	Warren	248/459
1,207,577	A	*	12/1916	Loose	248/459
3,606,230	A	*	9/1971	Hargreaves	248/346.01
5,102,080	A	*	4/1992	Altieri, Jr.	248/174
5,129,521	A	*	7/1992	Irigoite et al.	206/551

5,381,905	A	*	1/1995	Mallmamm et al.	206/551
5,611,287	A	*	3/1997	Begley	108/44
5,678,800	A	*	10/1997	Markussen	248/346.01

* cited by examiner

Primary Examiner—Holly H. Baynham

(74) *Attorney, Agent, or Firm*—Pauley Petersen & Erickson

(57) **CLAIM**

The ornamental design for a pizza leveler, as shown.

DESCRIPTION

FIG. 1 is a top view of a pizza leveler, according to this invention;

FIG. 2 is a bottom view of the pizza leveler, as shown in FIG. 1;

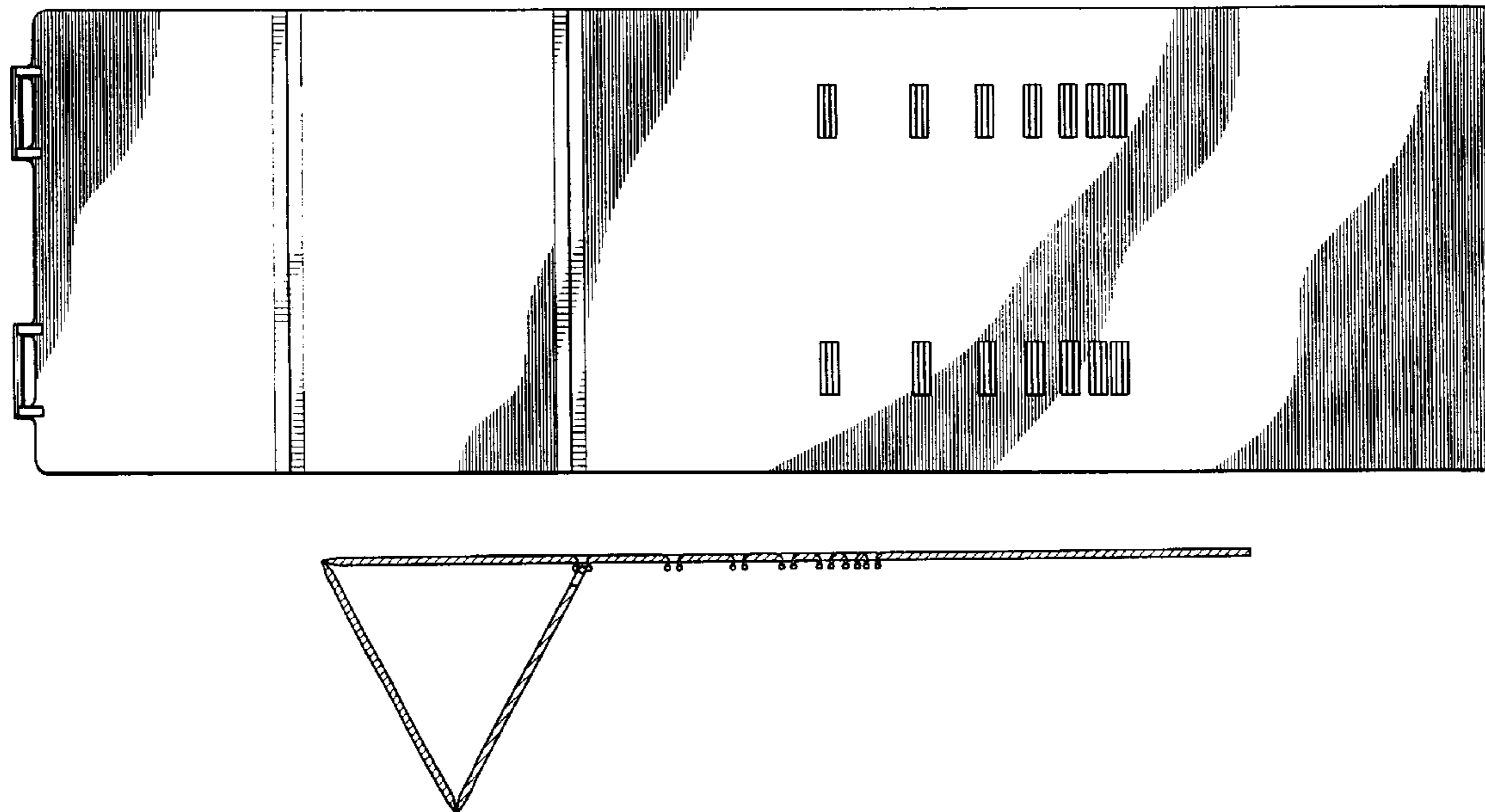
FIG. 3 is a side view of the pizza leveler, as shown in FIG. 1;

FIG. 4 is a front view of the pizza leveler, as shown in FIG. 1;

FIG. 5 is a rear view, opposite the front view shown in FIG. 4, of the pizza leveler, as shown in FIG. 1; and,

FIG. 6 is a side view of the assembled pizza leveler, as shown in FIG. 1.

1 Claim, 4 Drawing Sheets



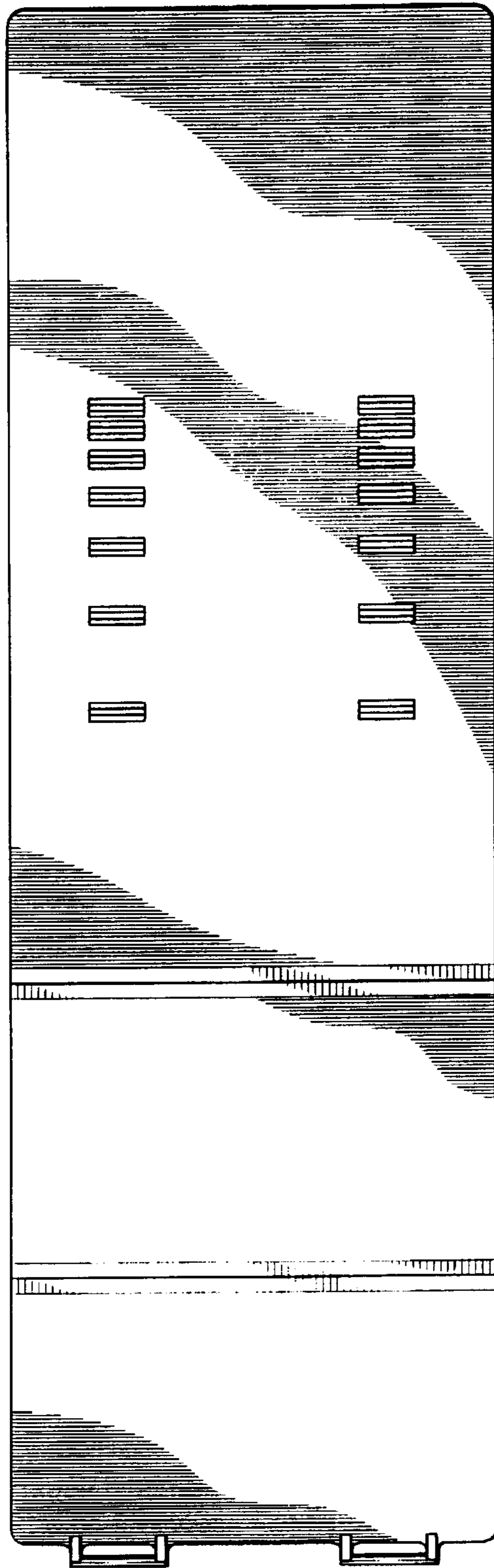


FIG. 1

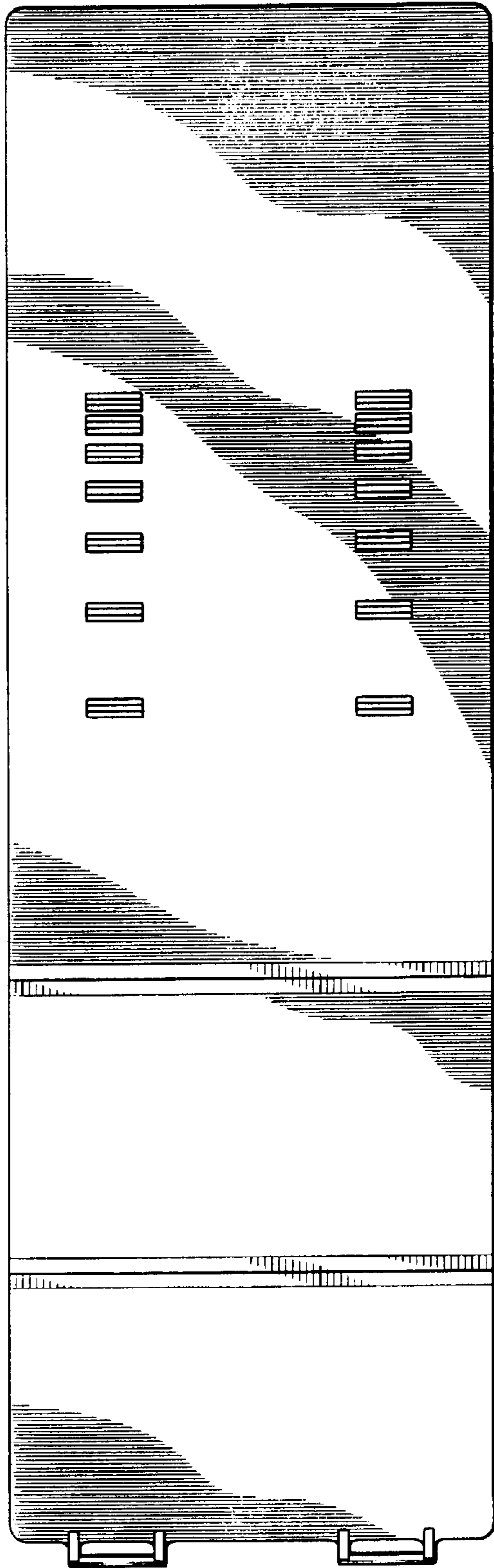


FIG. 2




FIG. 5




FIG. 4



FIG. 3

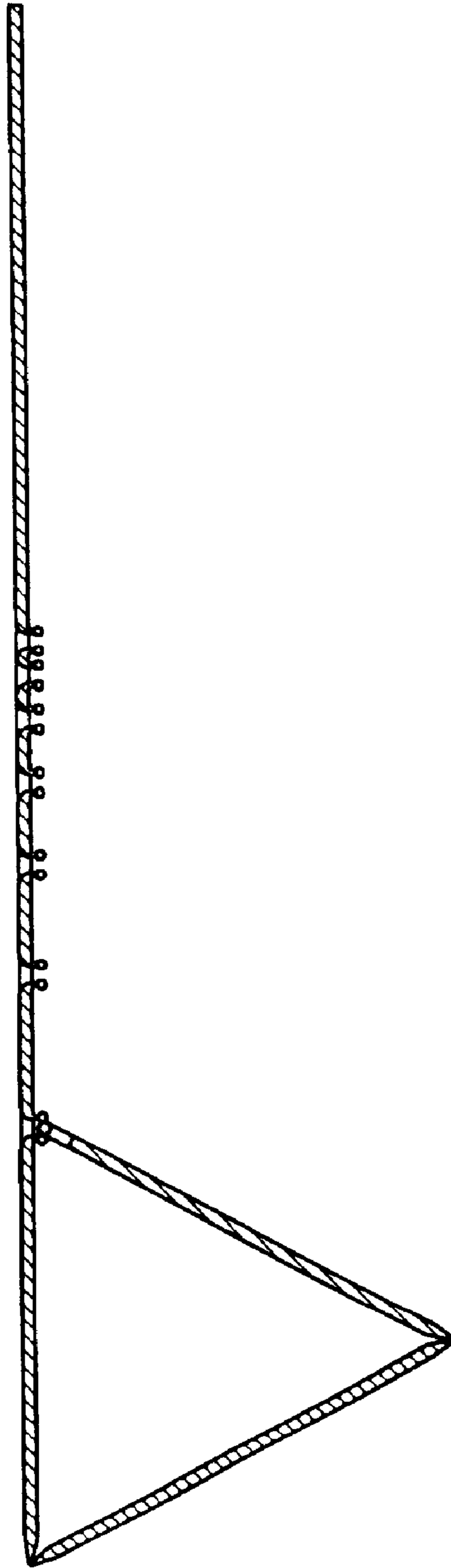


FIG. 6