



US00D561563S

(12) **United States Design Patent**
Hoffner

(10) **Patent No.:** **US D561,563 S**

(45) **Date of Patent:** **** Feb. 12, 2008**

(54) **BRACKET**

(76) Inventor: **Brian D. Hoffner**, 5901 Beverly Hill,
Suite A, Houston, TX (US) 77057

(**) Term: **14 Years**

(21) Appl. No.: **29/269,138**

(22) Filed: **Nov. 21, 2006**

(51) **LOC (8) Cl.** **08-05**

(52) **U.S. Cl.** **D8/354**

(58) **Field of Classification Search** D8/354,
D8/349; 248/200, 300

See application file for complete search history.

(56) **References Cited**

U.S. PATENT DOCUMENTS

1,600,816	A *	9/1926	Harbert	248/300
1,600,859	A *	9/1926	Wright	248/300
D285,647	S *	9/1986	Sachs	D8/356
D398,835	S *	9/1998	Coll et al.	D8/354
D399,486	S *	10/1998	Deans	D13/120
D420,273	S *	2/2000	Rich et al.	D8/354
D486,724	S *	2/2004	Bently	D8/354
D530,187	S *	10/2006	Esbaugh	D8/354

* cited by examiner

Primary Examiner—Holly H. Baynham

(74) *Attorney, Agent, or Firm*—Browning Bushman P.C.

(57) **CLAIM**

The ornamental design for a bracket, as shown and described.

DESCRIPTION

FIG. 1 is a front view of the bracket;

FIG. 2 is a back view thereof;

FIG. 3 is a bottom view thereof;

FIG. 4 is a top view thereof;

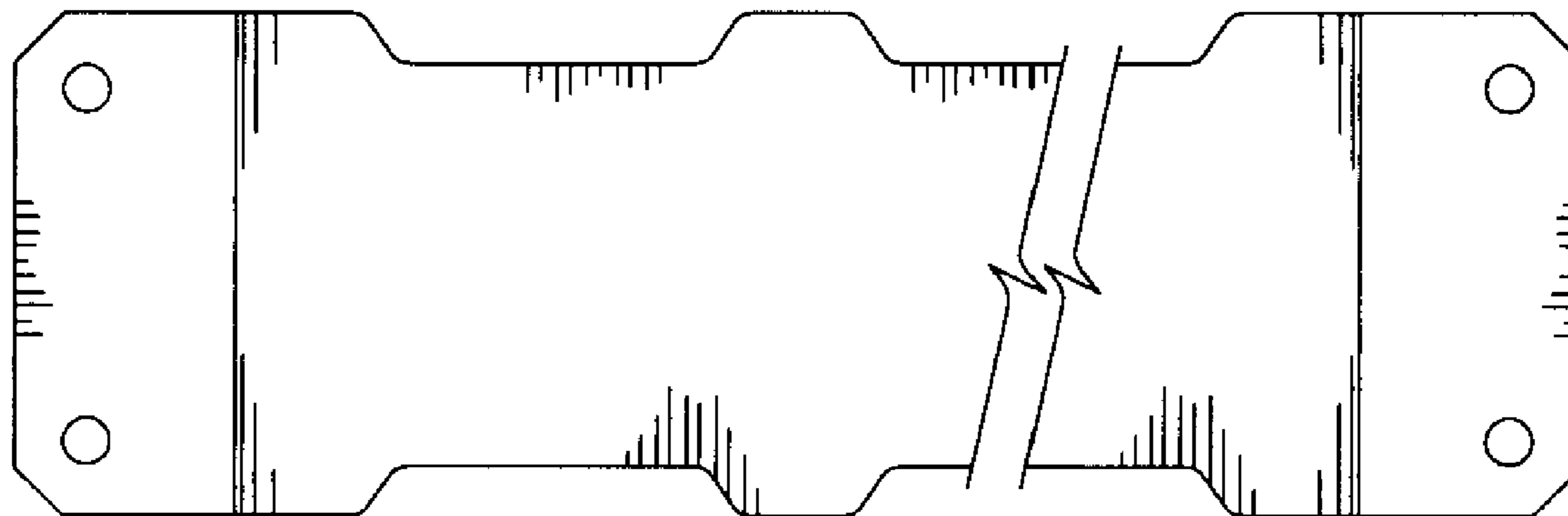
FIG. 5 is a left-side view thereof; and,

FIG. 6 is a right-side view thereof.

The broken lines shown in the figures are for illustrative purposes only and form no part of the claimed design.

The claimed design is shown broken away to indicate indeterminate length.

1 Claim, 1 Drawing Sheet



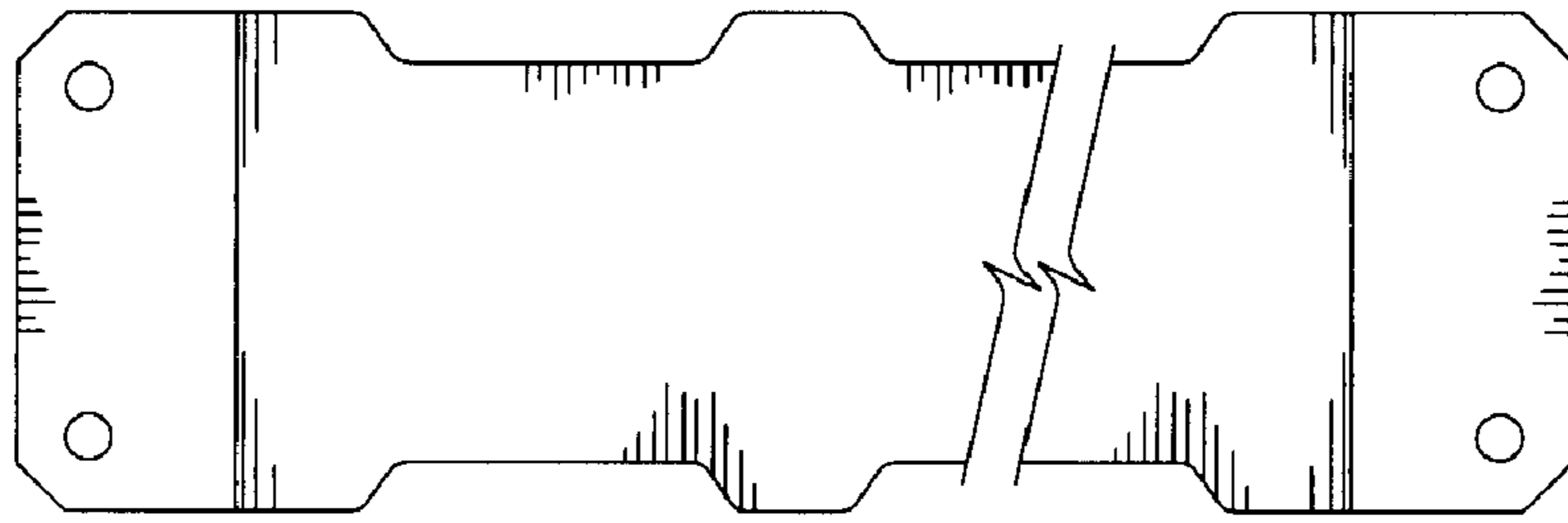


FIG. 1

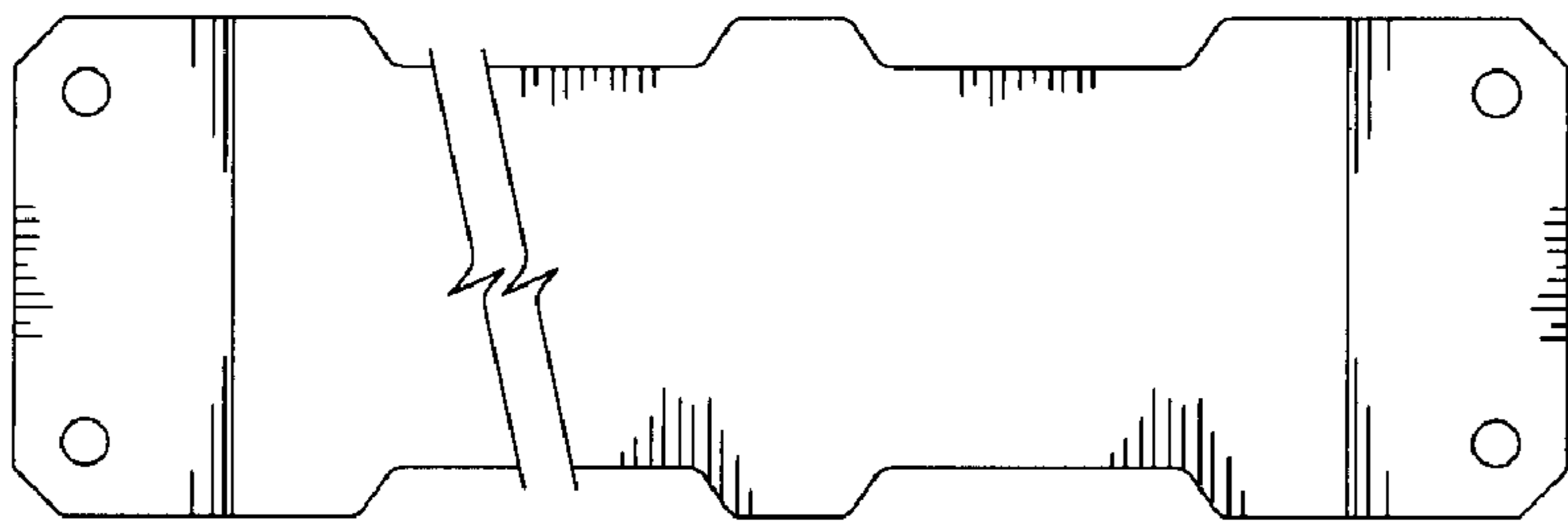


FIG. 2



FIG. 3

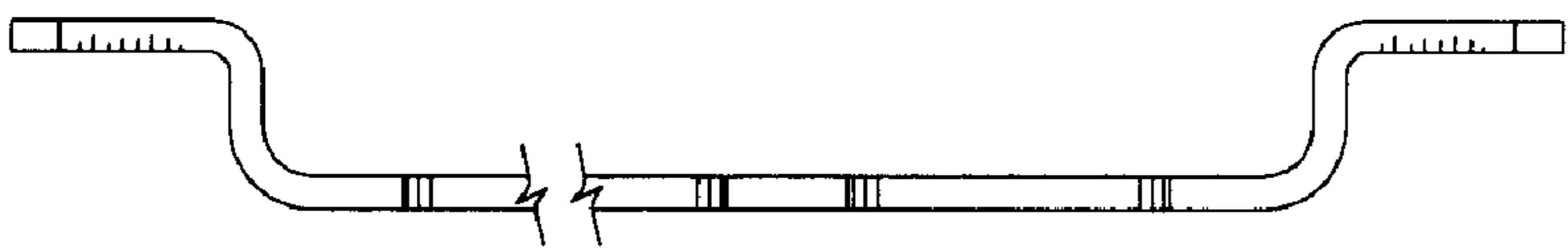


FIG. 4




FIG. 5




FIG. 6