



US00D561559S

(12) **United States Design Patent**
Krumpe

(10) **Patent No.:** **US D561,559 S**

(45) **Date of Patent:** **** Feb. 12, 2008**

(54) **WALL PLATE**

(75) Inventor: **Geraint Krumpe**, Chicago, IL (US)

(73) Assignee: **Liberty Hardware Mfg. Corp.**,
Winston-Salem, NC (US)

(**) Term: **14 Years**

(21) Appl. No.: **29/262,835**

(22) Filed: **Jul. 12, 2006**

(51) **LOC (8) Cl.** **11-05**

(52) **U.S. Cl.** **D8/353**

(58) **Field of Classification Search** D8/350-353;
D10/108, 123, 125; D13/156, 158, 162,
D13/169, 171, 174, 177, 184; 200/304, 330;
250/462.1; 220/241; 174/66, 67

See application file for complete search history.

(56) **References Cited**

U.S. PATENT DOCUMENTS

2,022,364 A *	11/1935	Walsh et al.	220/241
D235,507 S *	6/1975	Straka	D8/353
D350,530 S *	9/1994	Comerci et al.	D8/353
D360,349 S *	7/1995	House et al.	D8/353
D429,623 S *	8/2000	De brey et al.	D8/353
D484,392 S *	12/2003	Mayo et al.	D8/353

* cited by examiner

Primary Examiner—Stella M. Reid

Assistant Examiner—Mark Goodwin

(74) *Attorney, Agent, or Firm*—Edgar A. Zarins; Lloyd D. Doigan

(57) **CLAIM**

The ornamental design for a wall plate, as shown and described.

DESCRIPTION

FIG. 1 is a front elevational view of a wall plate showing my new design;

FIG. 2 is a top end view thereof;

FIG. 3 is a bottom end view thereof;

FIG. 4 is a left side view thereof, the opposite side being a mirror image of the side shown;

FIG. 5 is a cross-sectional view thereof taken along line 5—5 of FIG. 1;

FIG. 6 is a front elevational view of a second embodiment thereof;

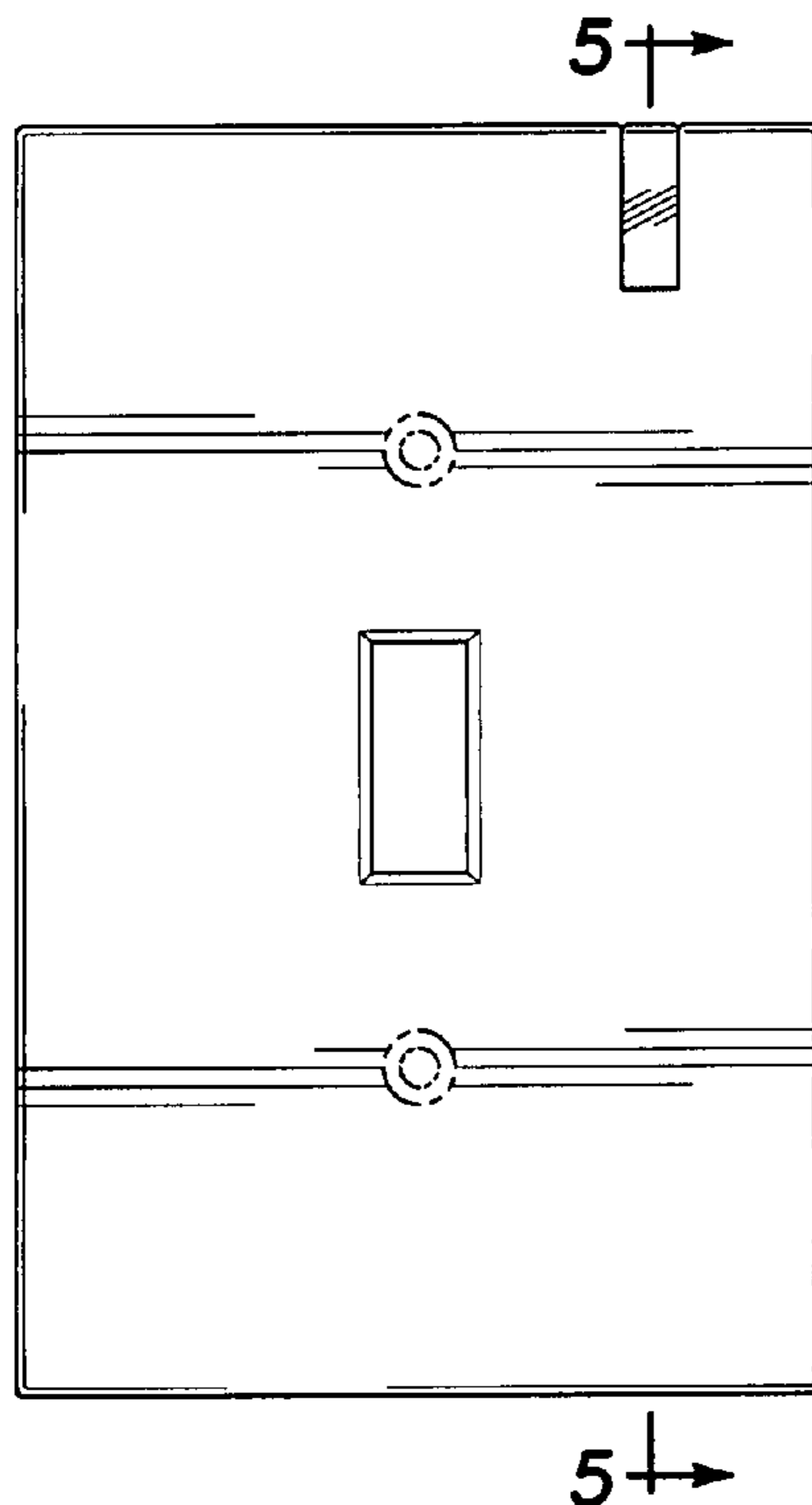
FIG. 7 is a front elevational view of a third embodiment thereof; and,

FIG. 8 is a front elevational view of a fourth embodiment thereof.

All views of the claim not shown form no part of the claimed design.

The broken line showing of the screw holes in FIGS. 1, 2, and 6-8 is included for the purpose of illustrating environmental structure and forms no part of the claimed design.

1 Claim, 2 Drawing Sheets



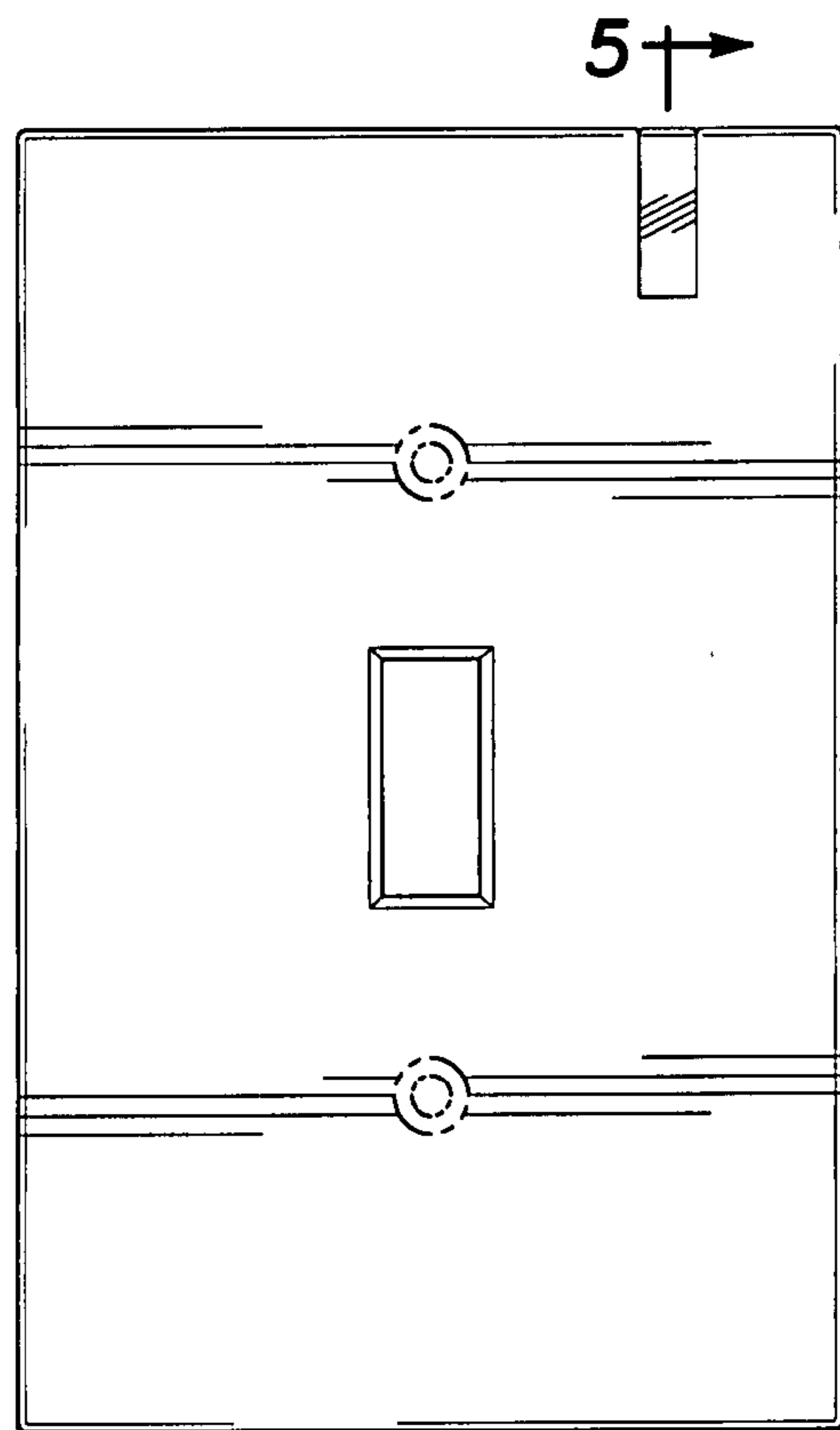


Fig-1 5 →



Fig-2




Fig-3



Fig-4

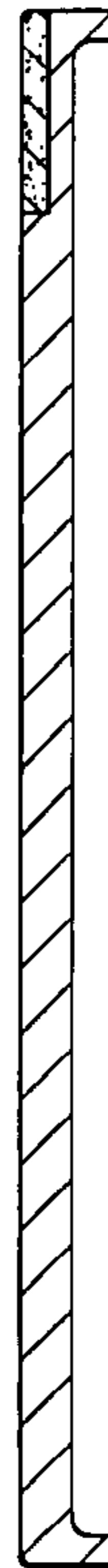


Fig-5

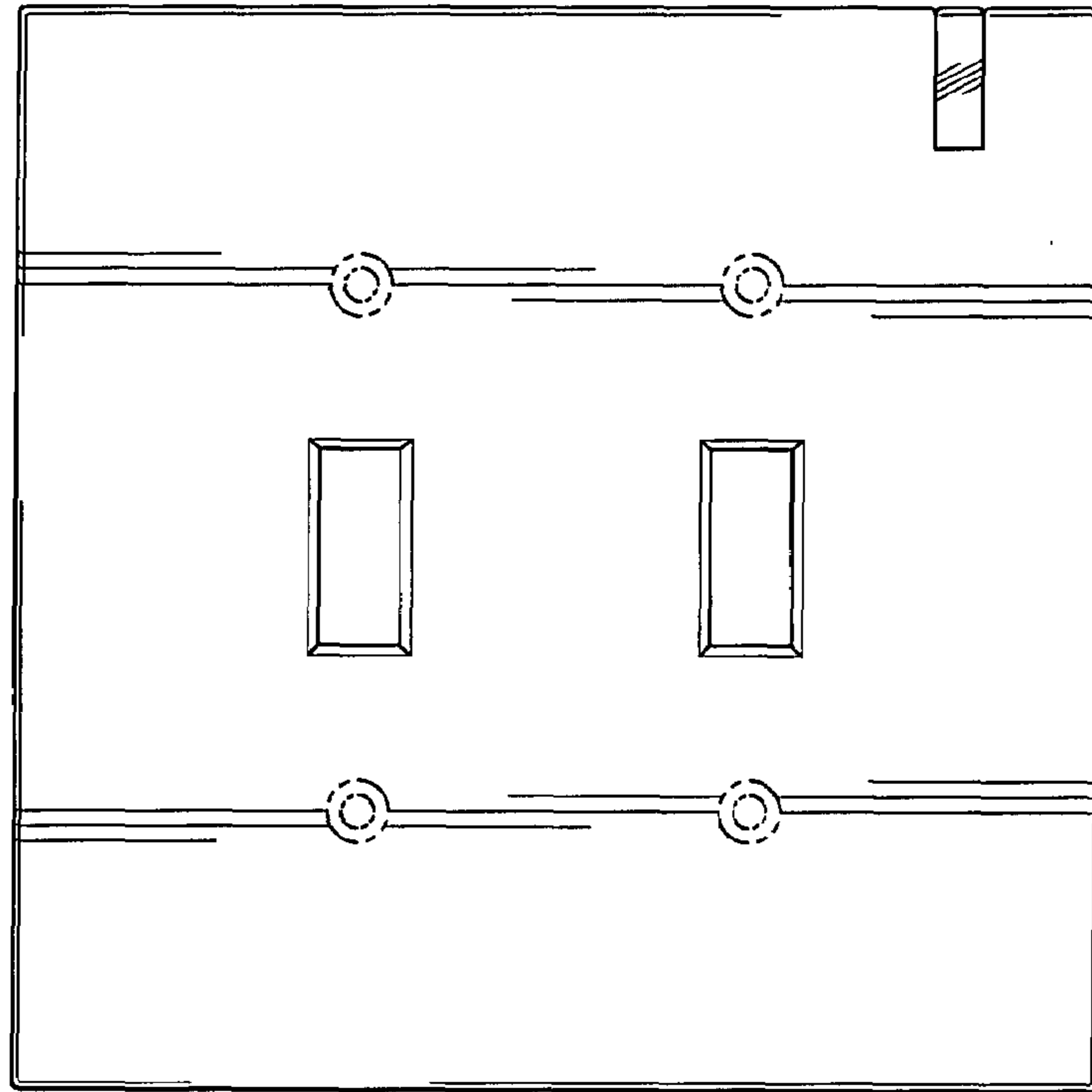


Fig-6

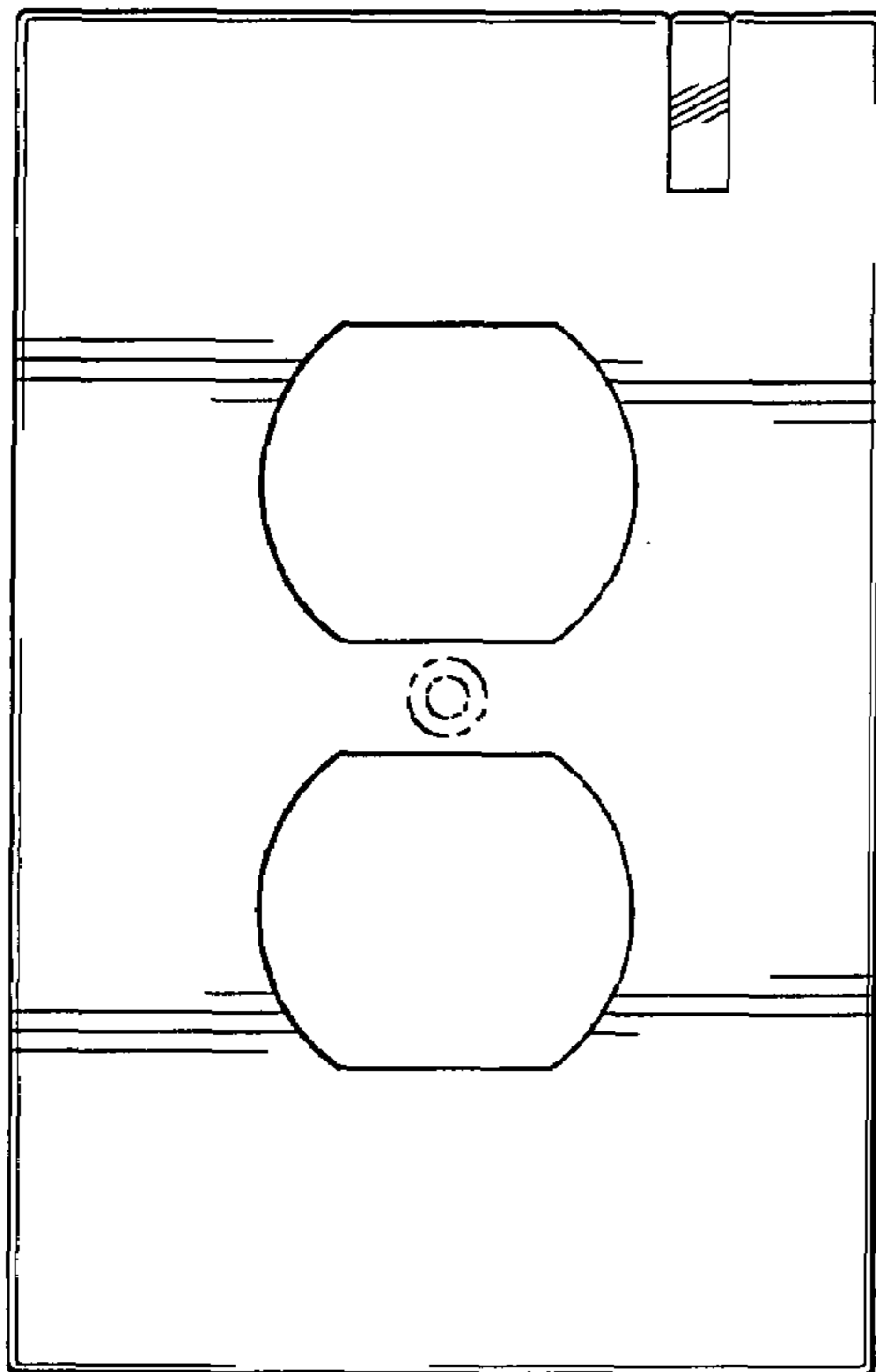


Fig-7




Fig-8