



US00D561551S

(12) **United States Design Patent**
Tinius

(10) **Patent No.:** **US D561,551 S**

(45) **Date of Patent:** **** Feb. 12, 2008**

(54) **POWER CUTTER**

(75) Inventor: **Michael Tinius**, Elchingen (DE)

(73) Assignee: **Andreas Stihl AG & Co. KG**,
Waiblingen (DE)

(**) Term: **14 Years**

(21) Appl. No.: **29/224,054**

(22) Filed: **Feb. 25, 2005**

(30) **Foreign Application Priority Data**

Aug. 27, 2004 (EM) 000221353-0002

(51) **LOC (8) Cl.** **08-03**

(52) **U.S. Cl.** **D8/66**

(58) **Field of Classification Search** D8/98,
D8/95, 69, 64, 61, 60; D15/127; 125/13.01;
451/450; 30/122, 383, 228, 124

See application file for complete search history.

(56) **References Cited**

U.S. PATENT DOCUMENTS

- 3,583,106 A * 6/1971 Dobbertin 451/358
- 4,188,935 A * 2/1980 Tubesing 125/13.01
- 4,809,438 A * 3/1989 Nagashima et al. 30/390
- 5,038,474 A * 8/1991 Larsson et al. 30/123.3
- 5,540,210 A * 7/1996 Jones 125/13.01
- 5,826,478 A * 10/1998 Zerrer 83/169
- 5,855,067 A * 1/1999 Taomo et al. 30/122

- 6,374,501 B1 * 4/2002 Claesson 30/389
- 6,546,631 B2 * 4/2003 Iida et al. 30/124
- 6,591,826 B1 * 7/2003 Donnerdal 125/13.01
- D533,757 S * 12/2006 Arvidsson et al. D8/66
- 2001/0003983 A1 * 6/2001 Iida et al. 125/13.01

* cited by examiner

Primary Examiner—Cathron C. Brooks

Assistant Examiner—Austin Murphy

(74) *Attorney, Agent, or Firm*—McGuireWoods LLP

(57) **CLAIM**

I claim the ornamental design for a power cutter, as shown and described.

DESCRIPTION

FIG. 1 is a left side view of the power cutter with a blade and blade cover attached;

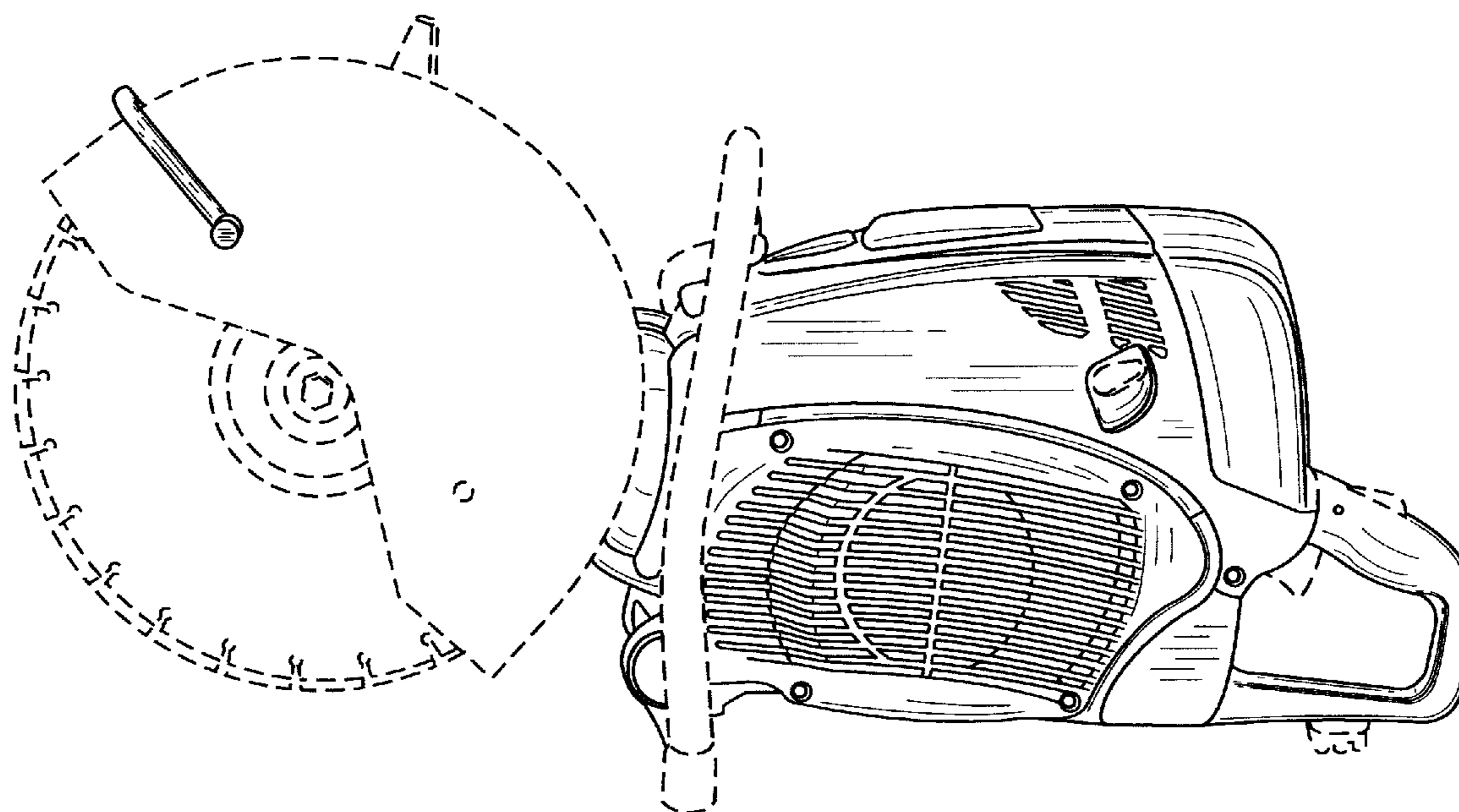
FIG. 2 is a front right side perspective view of the design shown in FIG. 1;

FIG. 3 is a back right side perspective view of the design shown in FIG. 1; and,

FIG. 4 is a back left side perspective view of the design shown in FIG. 1.

The broken line showing of the blade, blade cover, and additional elements of the saw is for the purpose of illustrating portions of the saw that form no part of the claimed design.

1 Claim, 4 Drawing Sheets



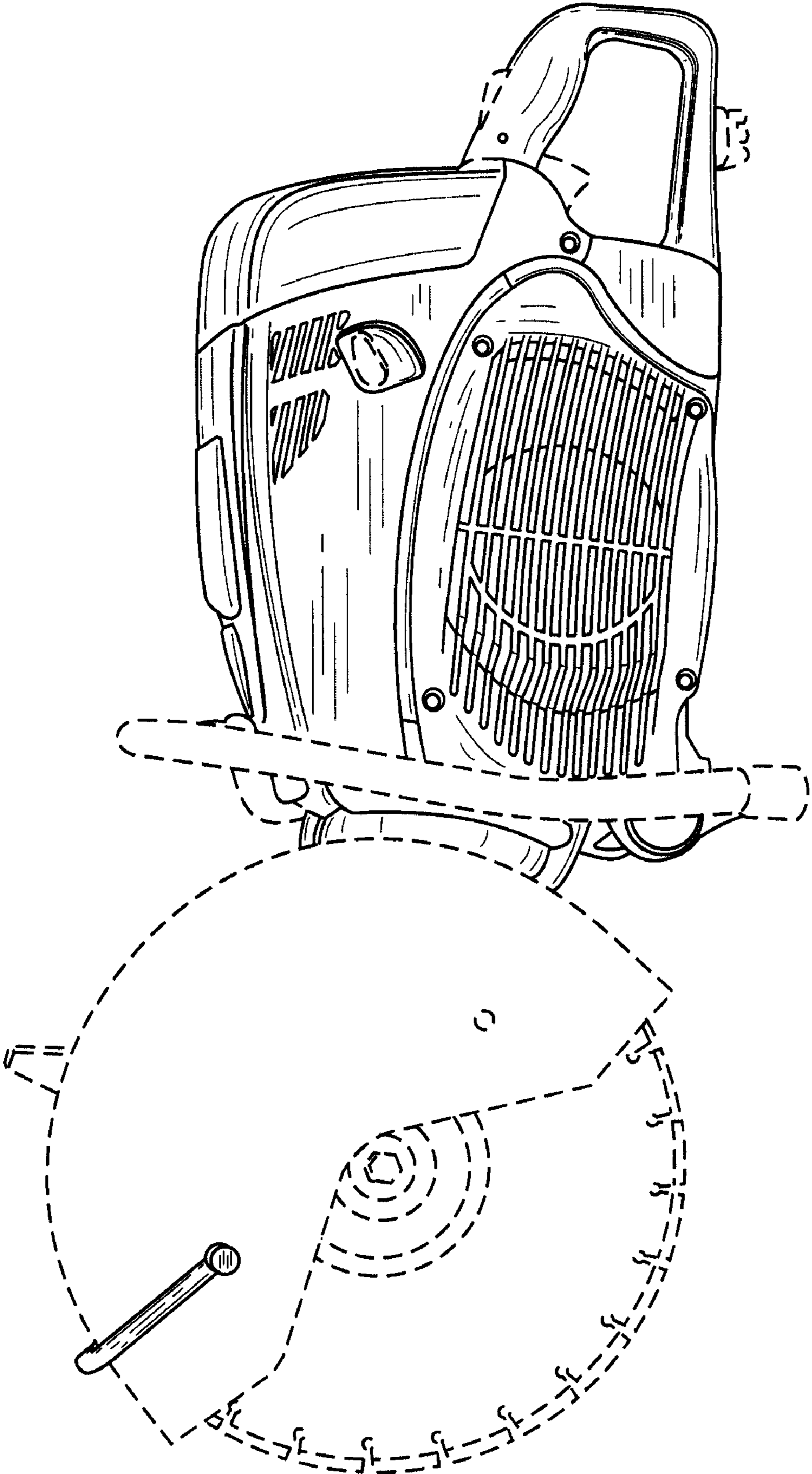


FIG. 1

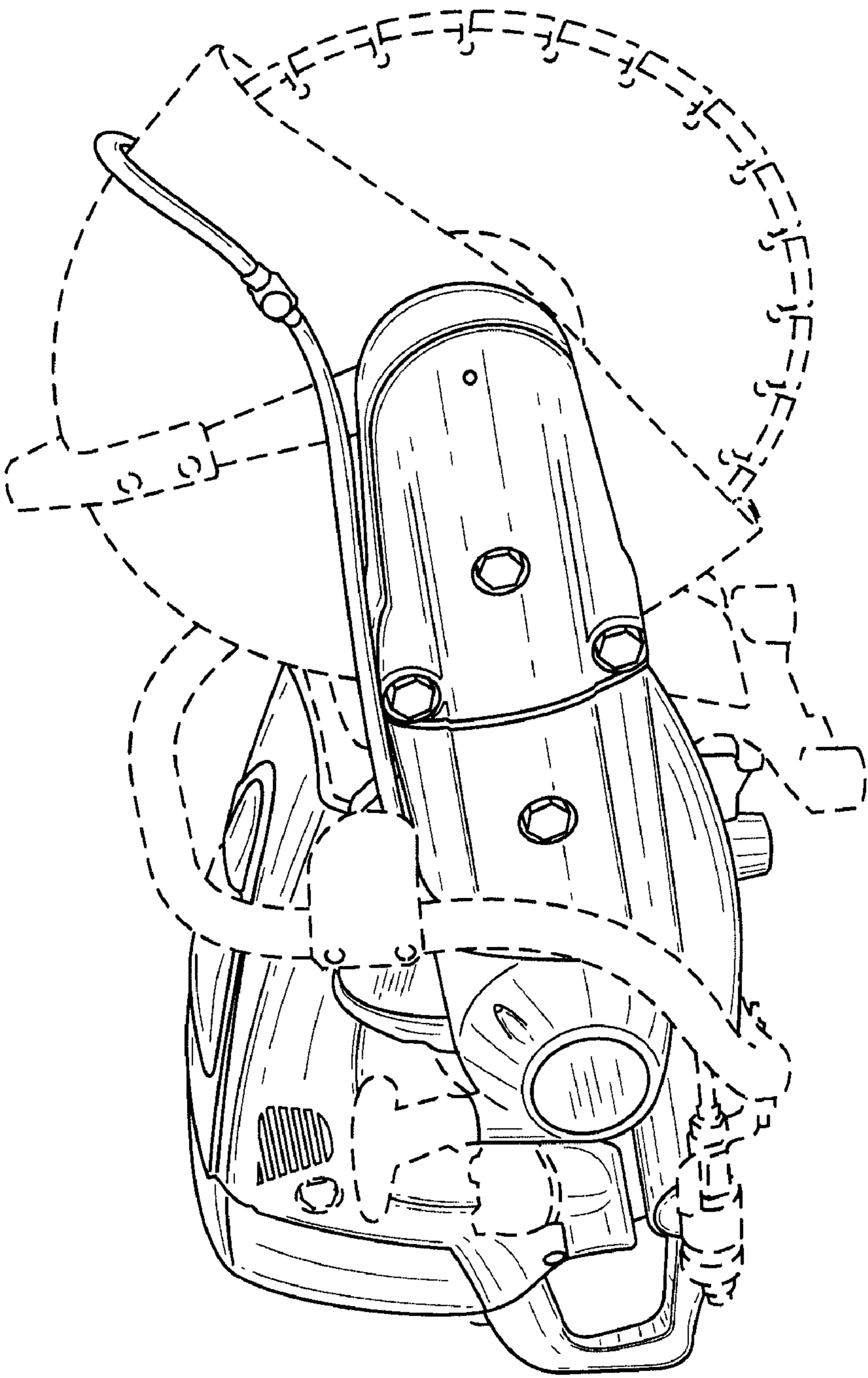


FIG. 2

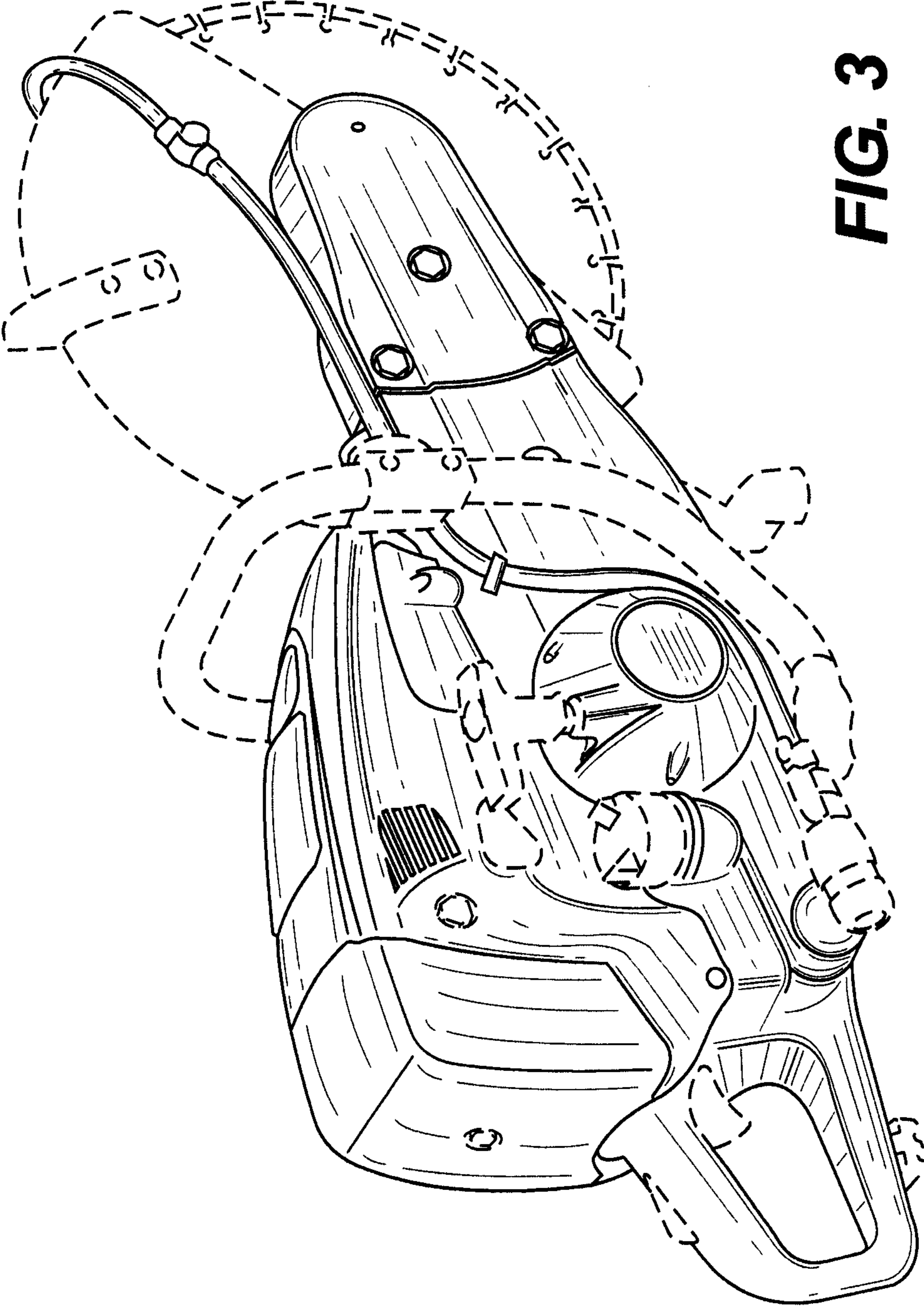


FIG. 3

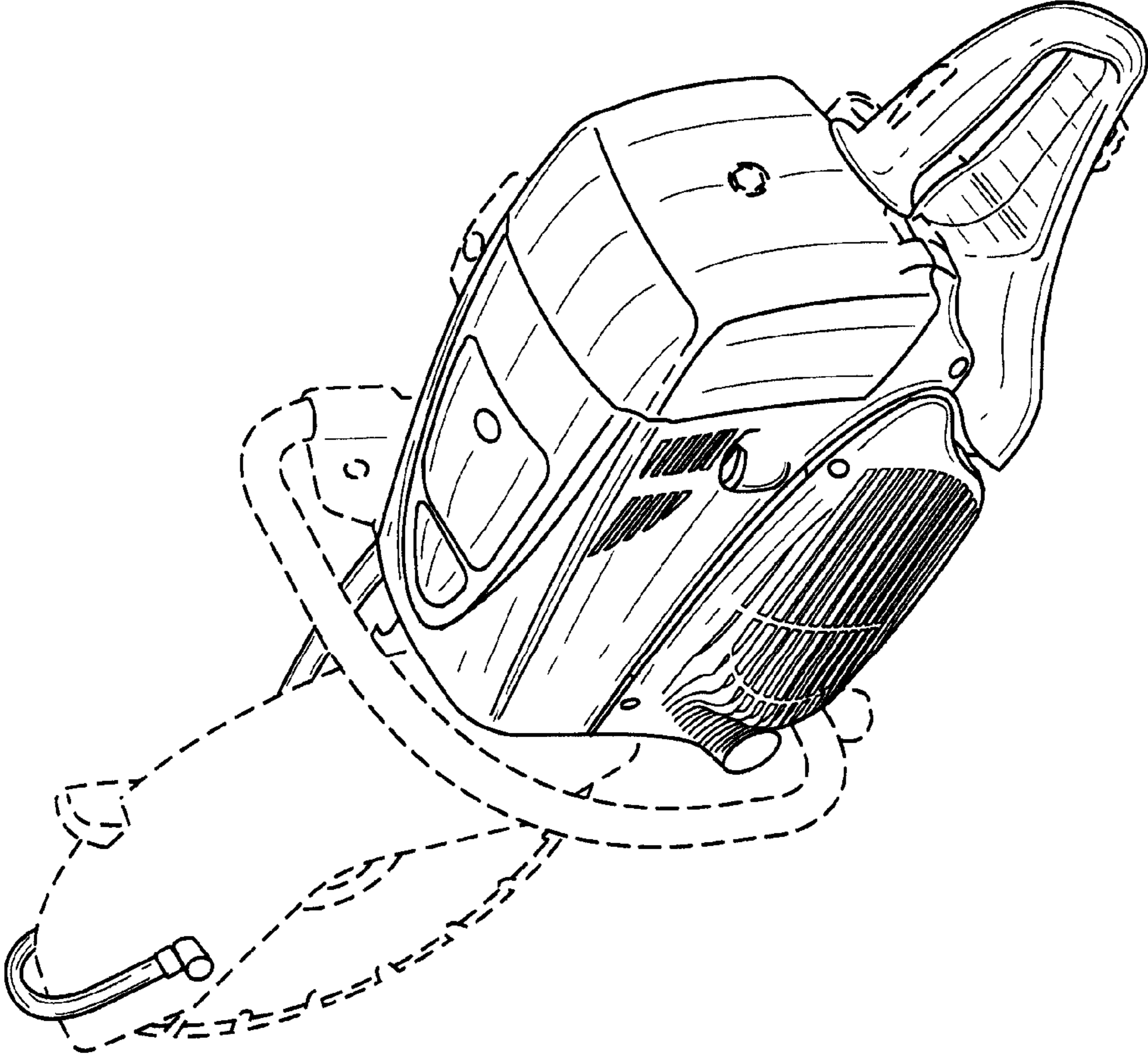


FIG. 4