

US00D561545S

(12) **United States Design Patent**
Jahn

(10) **Patent No.:** **US D561,545 S**

(45) **Date of Patent:** **** Feb. 12, 2008**

(54) **EYEBOLT WRENCH**

(76) Inventor: **Edward Jahn**, 1780 Higgins Rd.,
Morris, IL (US) 60450-8206

(**) Term: **14 Years**

(21) Appl. No.: **29/285,749**

(22) Filed: **Apr. 10, 2007**

(51) **LOC (8) Cl.** **08-05**

(52) **U.S. Cl.** **D8/21**

(58) **Field of Classification Search** D8/17,
D8/21-29, 81-87, 102-107, 98, 99, 55, 93,
D8/94; 81/60-63.2, 177.1, 177.85, 177.8,
81/489, 125.1, 121.1, 119, 120, 176.1, 186,
81/177.9, 185.1, 176.2, 165, 170, 3.35, 58,
81/3.45, 155, 124.2, 415-423, 427.5, 58.4,
81/58.3, 58.1; 206/378; 16/429, 441, 124.6,
16/422, 186; 7/100, 138, 168, 157; 140/119
See application file for complete search history.

(56) **References Cited**

U.S. PATENT DOCUMENTS

D342,001 S * 12/1993 Hibbert D8/29
D346,100 S * 4/1994 Behrenfeld D8/21
D366,996 S * 2/1996 Torres D8/29
D420,885 S * 2/2000 Lin D8/107

D432,880 S * 10/2000 Rice et al. D8/29
6,729,210 B2 * 5/2004 Morris 81/124.2
6,871,401 B1 * 3/2005 Blankenship 29/890.124
7,055,412 B2 * 6/2006 Leighton 81/124.4
7,210,207 B1 * 5/2007 Frady et al. 29/256

* cited by examiner

Primary Examiner—Gary D. Watson
Assistant Examiner—Randall H Gholson
(74) *Attorney, Agent, or Firm*—Justin Lampel

(57) **CLAIM**


The ornamental design for an eyebolt wrench, as shown and described.

DESCRIPTION

FIG. 1 is a side perspective view of an eyebolt wrench showing my design;
FIG. 2 is a front view of the present invention;
FIG. 3 is a side view of the present invention;
FIG. 4 is a top view of the present invention; and,
FIG. 5 is a bottom view of the present invention.

The broken line showing of an eyebolt is included for the purpose of illustrating the use of the wrench and forms no part of the claimed design.

1 Claim, 2 Drawing Sheets



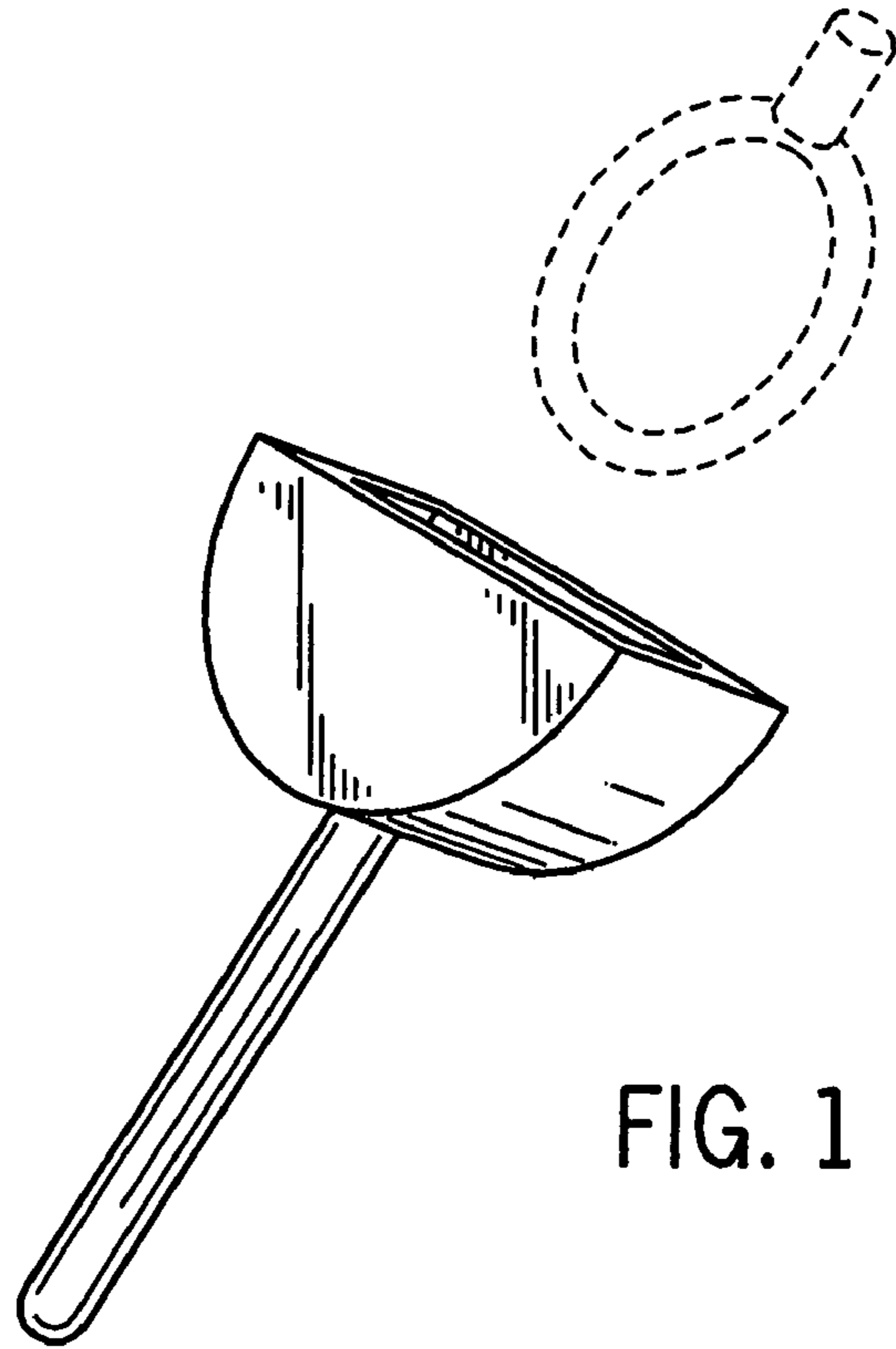


FIG. 1

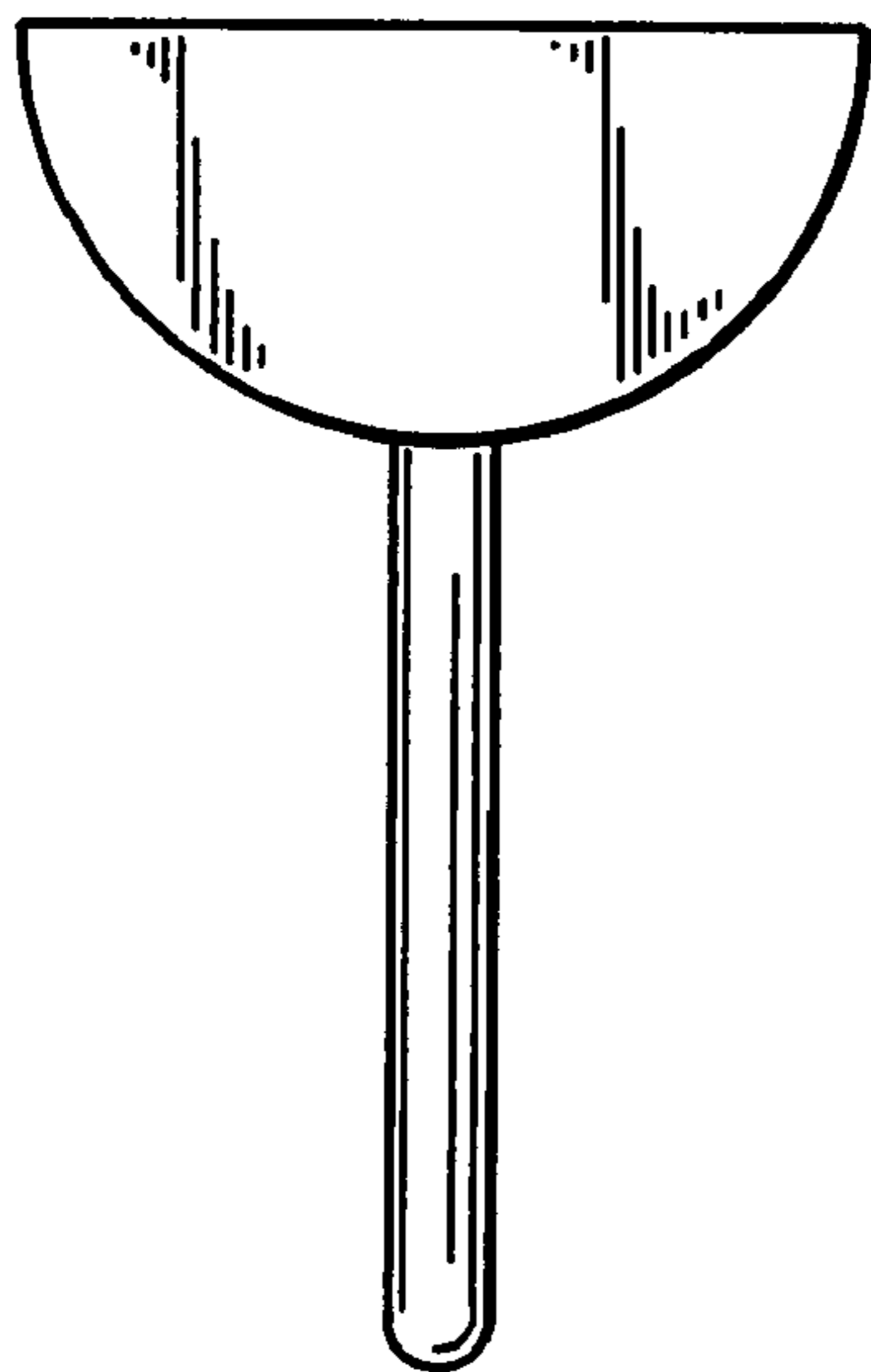


FIG. 2

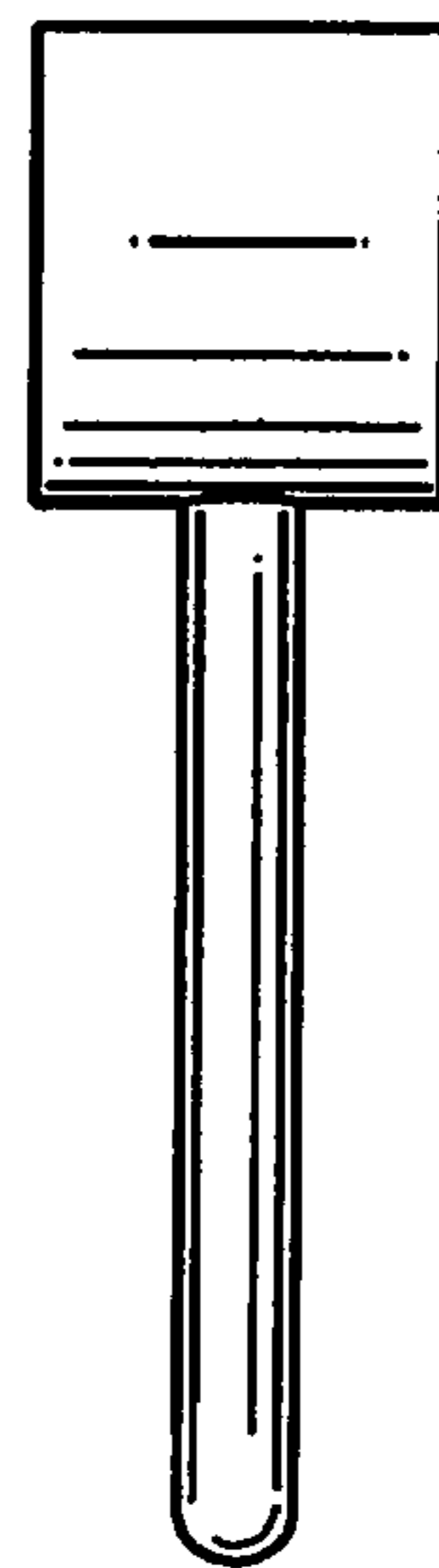


FIG. 3




FIG. 4

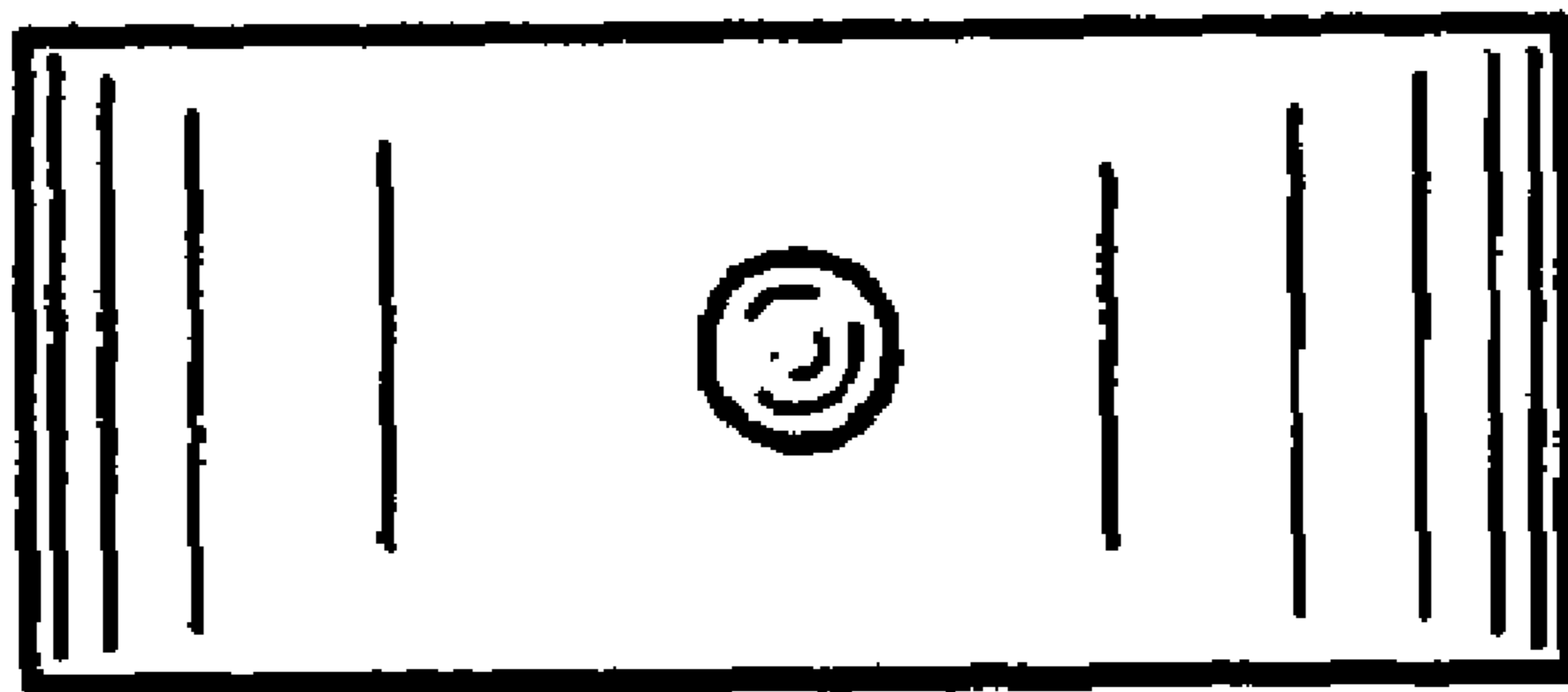


FIG. 5