

US00D561541S

(12) **United States Design Patent**  
**Stephen**

(10) **Patent No.:** **US D561,541 S**

(45) **Date of Patent:** **\*\* Feb. 12, 2008**

(54) **BEVERAGE HOLDING STAND**

(76) Inventor: **Mary Stephen**, 32 Congress Ct.,  
Freehold, NJ (US) 07728

(\*\*) Term: **14 Years**

(21) Appl. No.: **29/271,129**

(22) Filed: **Jan. 10, 2007**

(51) **LOC (8) Cl.** ..... **06-04**

(52) **U.S. Cl.** ..... **D7/707**

(58) **Field of Classification Search** ..... D7/701-708,  
D7/600, 600.1-600.4; D32/55, 58; 211/41.3,  
211/71.01, 74, 77, 78, 85, 105, 202; 248/309.1,  
248/311.2, 311.3

See application file for complete search history.

(56) **References Cited**

**U.S. PATENT DOCUMENTS**

|           |     |         |            |       |        |
|-----------|-----|---------|------------|-------|--------|
| 2,664,207 | A * | 12/1953 | Bustamante | ..... | 211/74 |
| D182,742  | S * | 5/1958  | Rennels    | ..... | D7/705 |
| D191,059  | S * | 8/1961  | Rennels    | ..... | D7/708 |
| 4,364,480 | A   | 12/1982 | Ohno       |       |        |
| D346,312  | S * | 4/1994  | Spiersch   | ..... | D7/708 |
| 5,425,460 | A * | 6/1995  | Barbarian  | ..... | 211/77 |

|           |     |         |                  |       |          |
|-----------|-----|---------|------------------|-------|----------|
| 5,492,237 | A   | 2/1996  | Chang            |       |          |
| D404,264  | S * | 1/1999  | Lipar            | ..... | D7/704   |
| D490,198  | S   | 5/2004  | Jerstrome et al. |       |          |
| D496,831  | S * | 10/2004 | Strahota et al.  | ..... | D7/600.3 |

\* cited by examiner

*Primary Examiner*—Terry A Wallace

(57) **CLAIM**

The ornamental design for a beverage holding stand, as shown and described.

**DESCRIPTION**

FIG. 1 is a perspective view of a beverage holding stand showing my new design, the broken lines showing the glasses are for illustrative purposes only and form no part of the claimed design;


FIG. 2 is a top plan view thereof;

FIG. 3 is a side elevational view thereof; and,

FIG. 4 is a bottom plan view thereof.

The indicia or broken lines shown on the figures are for illustrative purposes only and are hereby disclaimed as forming no part of Applicant's claimed invention.

**1 Claim, 3 Drawing Sheets**






FIG. 1

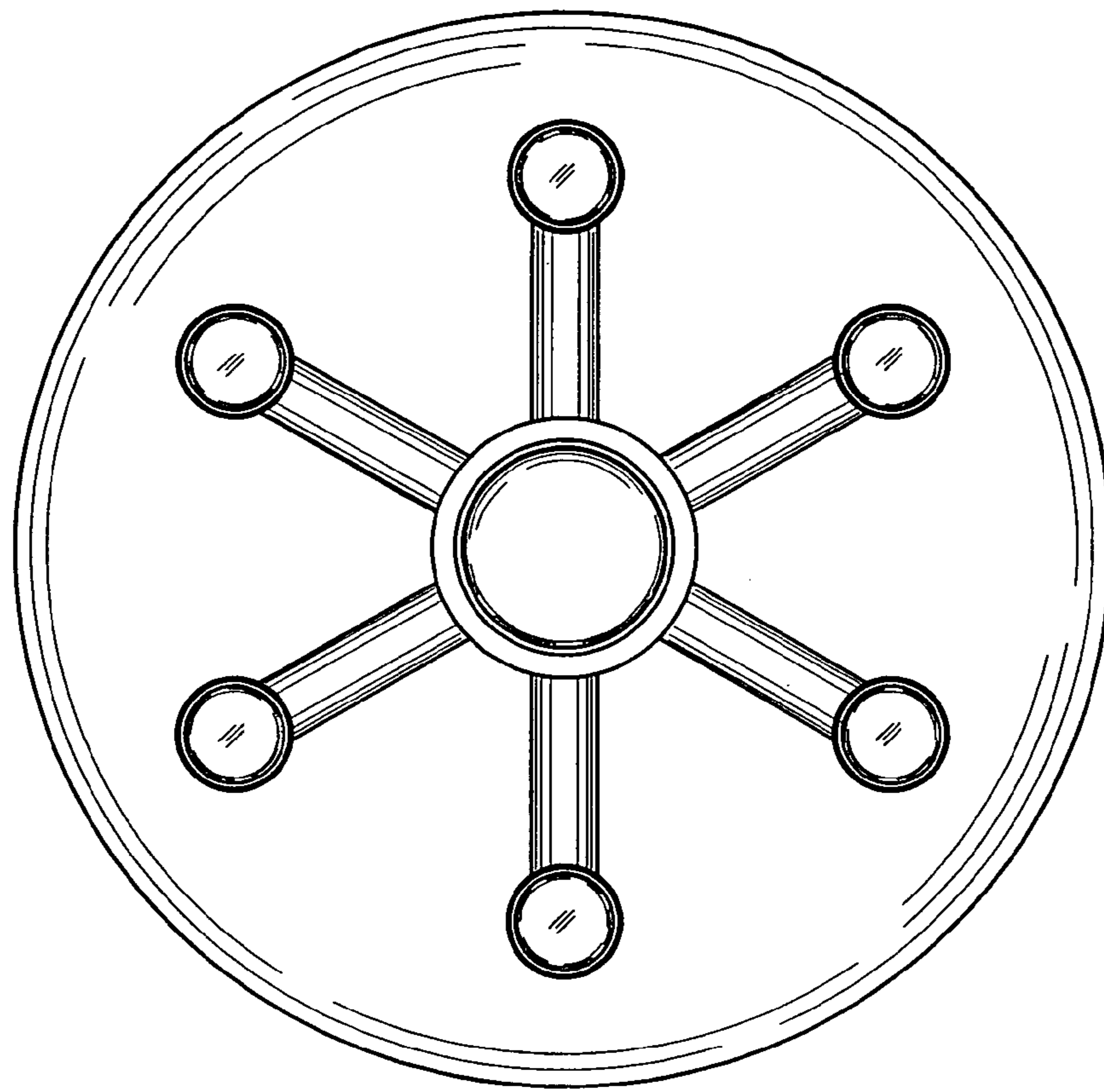


FIG. 3

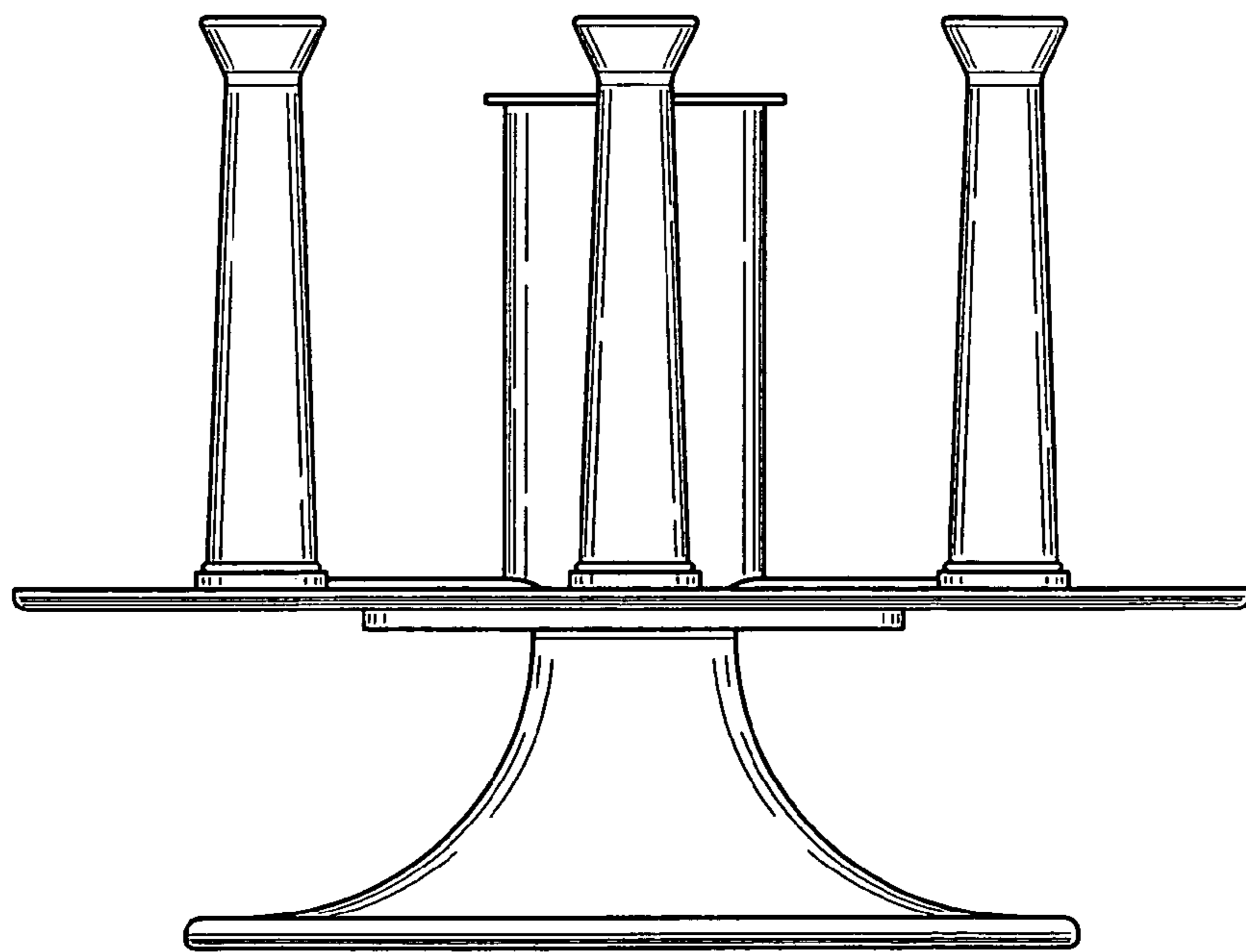


FIG. 2

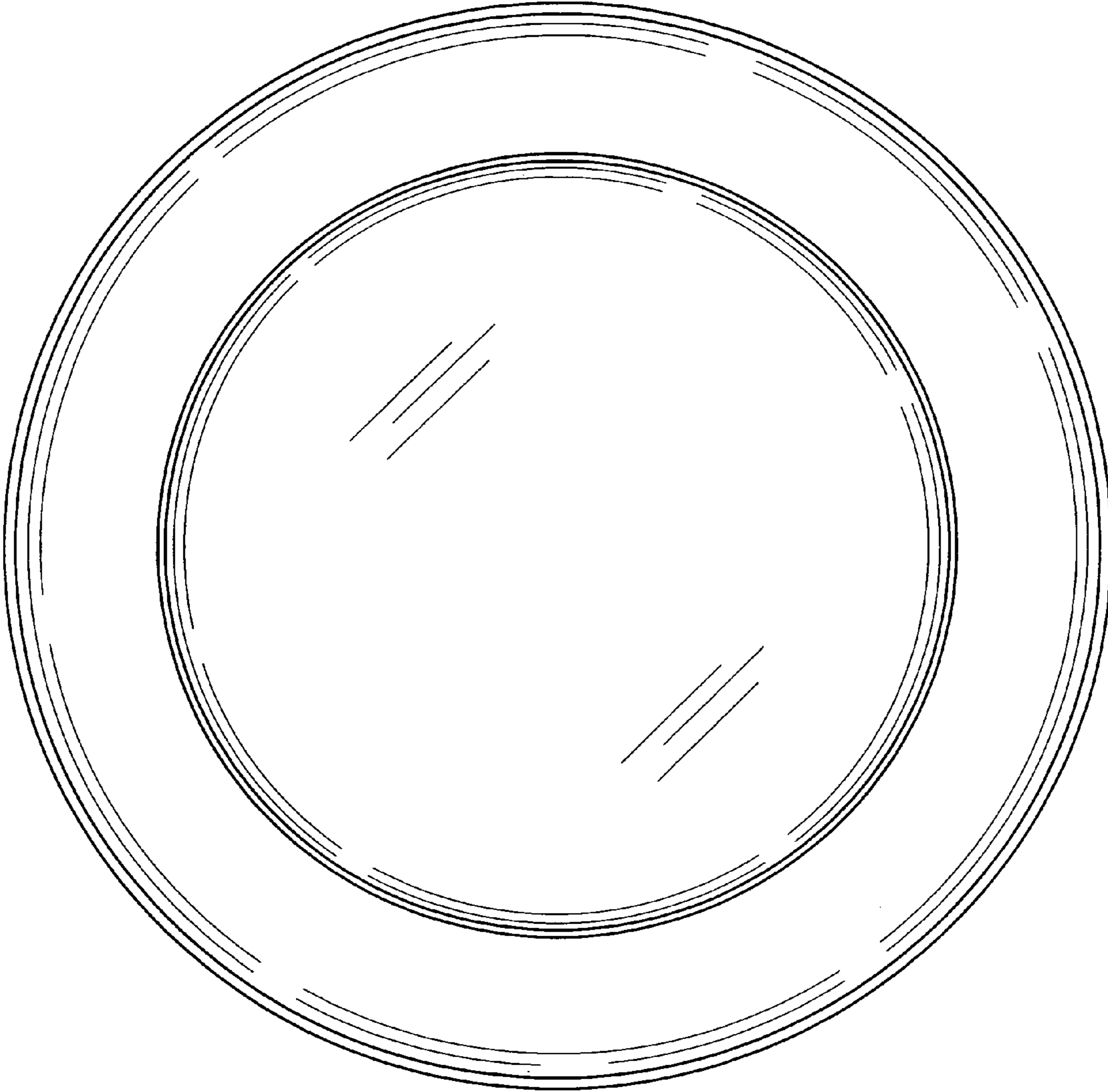


FIG. 4