



US00D561537S

(12) **United States Design Patent**
Schösser

(10) **Patent No.:** **US D561,537 S**

(45) **Date of Patent:** **** Feb. 12, 2008**

(54) **CUP**
(75) Inventor: **Baldur Schösser**, Wadgassen (DE)
(73) Assignee: **Villeroy & Boch AG**, Mettlach (DE)
(**) Term: **14 Years**

D100,850 S * 8/1936 Cowan D7/536
D165,834 S * 2/1952 Gardner D7/536
D220,966 S * 6/1971 Bateman D7/536
D224,623 S * 8/1972 Ketcham D7/536
D527,950 S * 9/2006 Scherer D7/536
D549,523 S * 8/2007 Montes D7/536

(21) Appl. No.: **29/285,538**
(22) Filed: **Mar. 30, 2007**

* cited by examiner

Primary Examiner—Philip S. Hyder
Assistant Examiner—Cynthia Underwood
(74) *Attorney, Agent, or Firm*—Friedrich Kueffner

(30) **Foreign Application Priority Data**
Oct. 9, 2006 (DE) 4 06 05 282

(57) **CLAIM**

The ornamental design for a cup, as shown and described.


(51) **LOC (8) Cl.** **07-01**
(52) **U.S. Cl.** **D7/536; D7/533**
(58) **Field of Classification Search** D7/396.1,
D7/500, 396.2, 533, 523–528, 509–511, 536,
D7/540, 560, 565, 584; D9/516, 519, 549,
D9/555, 776, 778; 215/387, DIG. 7; 229/400,
229/406; 220/560, 592.16, 592.17, 703
See application file for complete search history.

DESCRIPTION

FIG. 1 is a front view of a cup showing my new design;
FIG. 2 is a back view thereof;
FIG. 3 is a side view thereof;
FIG. 4 is a another side view thereof;
FIG. 5 is a perspective view thereof;
FIG. 6 is a top view thereof; and,
FIG. 7 is a bottom view thereof.

(56) **References Cited**
U.S. PATENT DOCUMENTS
D70,329 S * 6/1926 Johnson D7/536
D70,369 S * 6/1926 Johnson D7/536

1 Claim, 2 Drawing Sheets



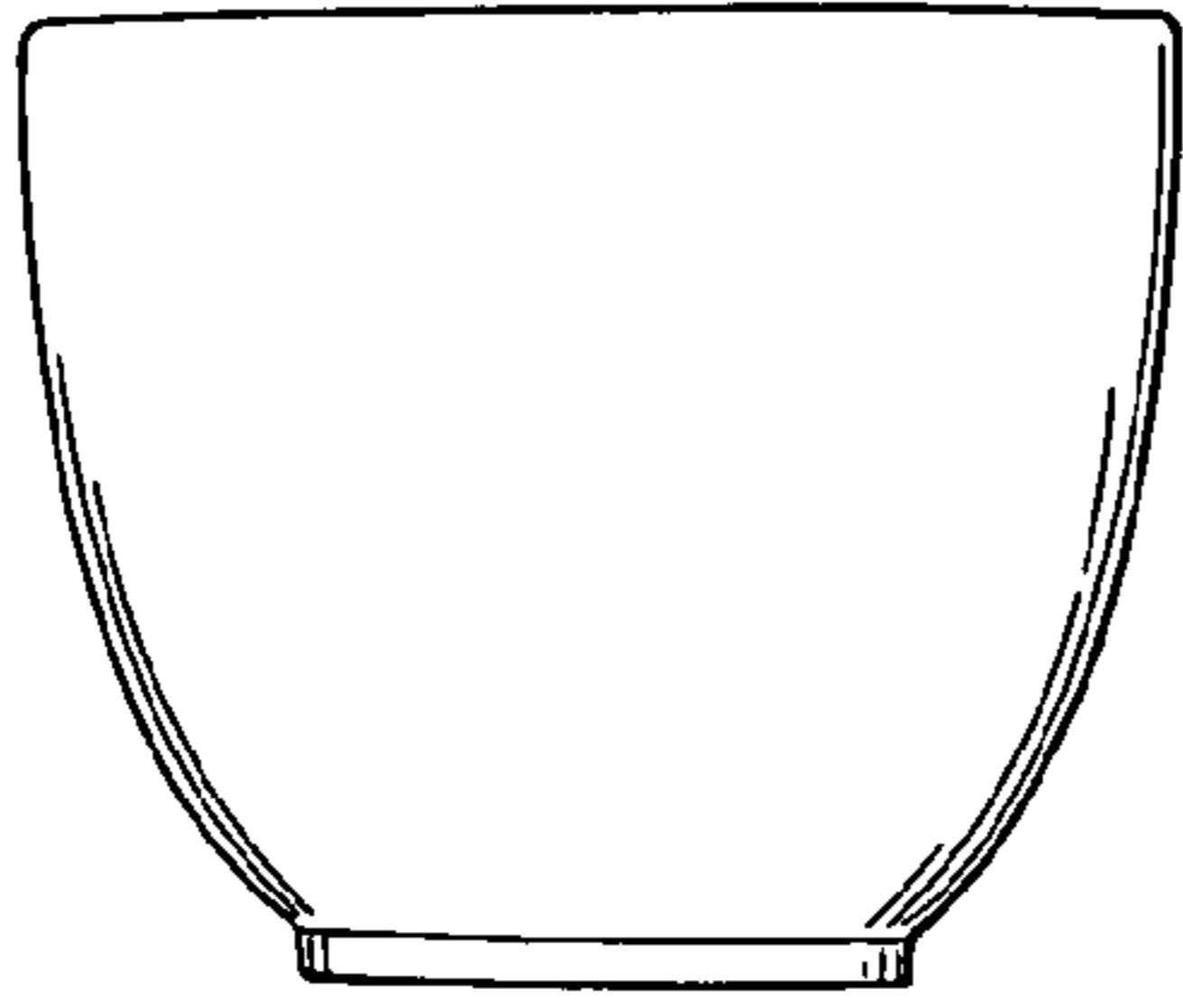


FIG. 1

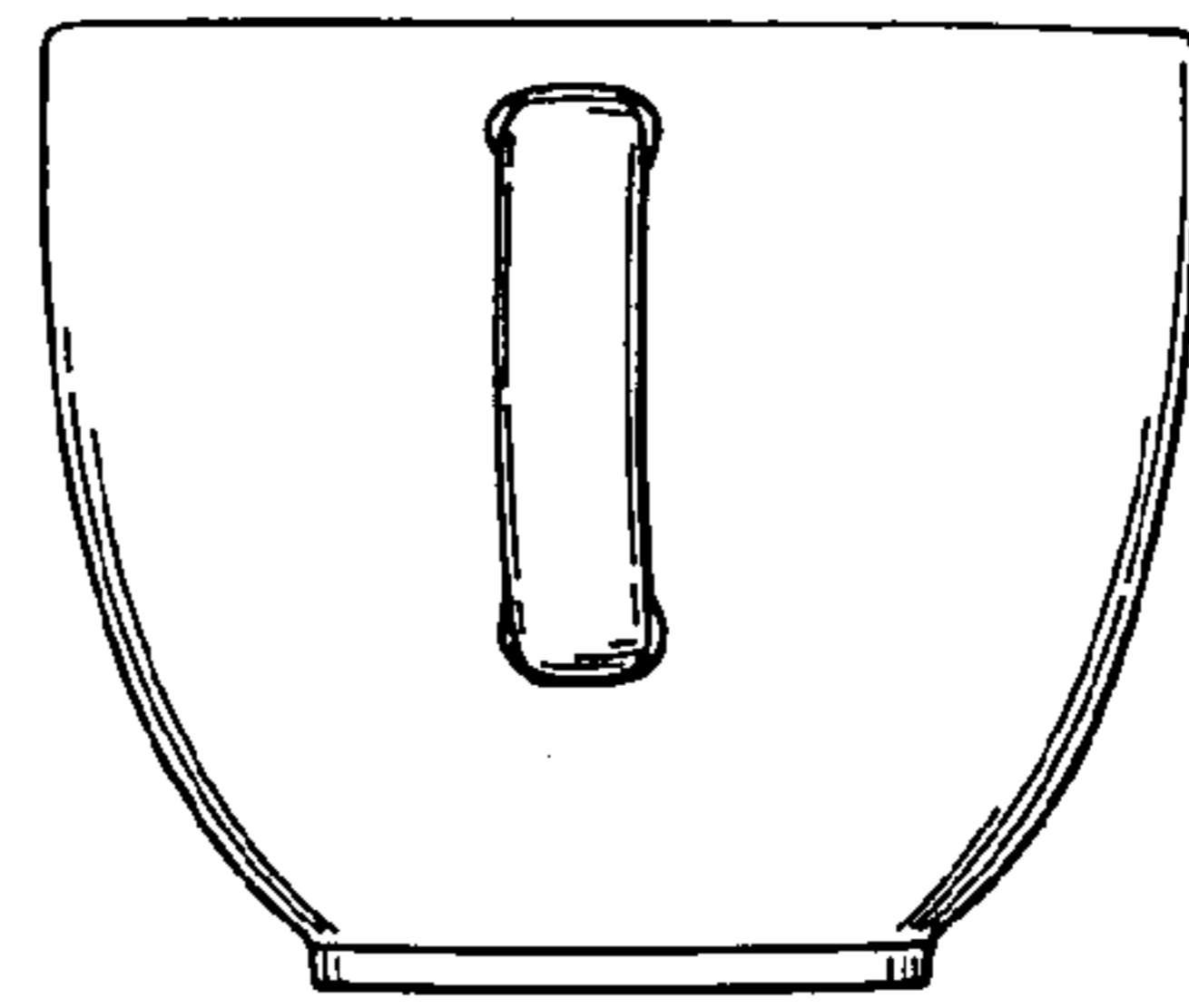


FIG. 2

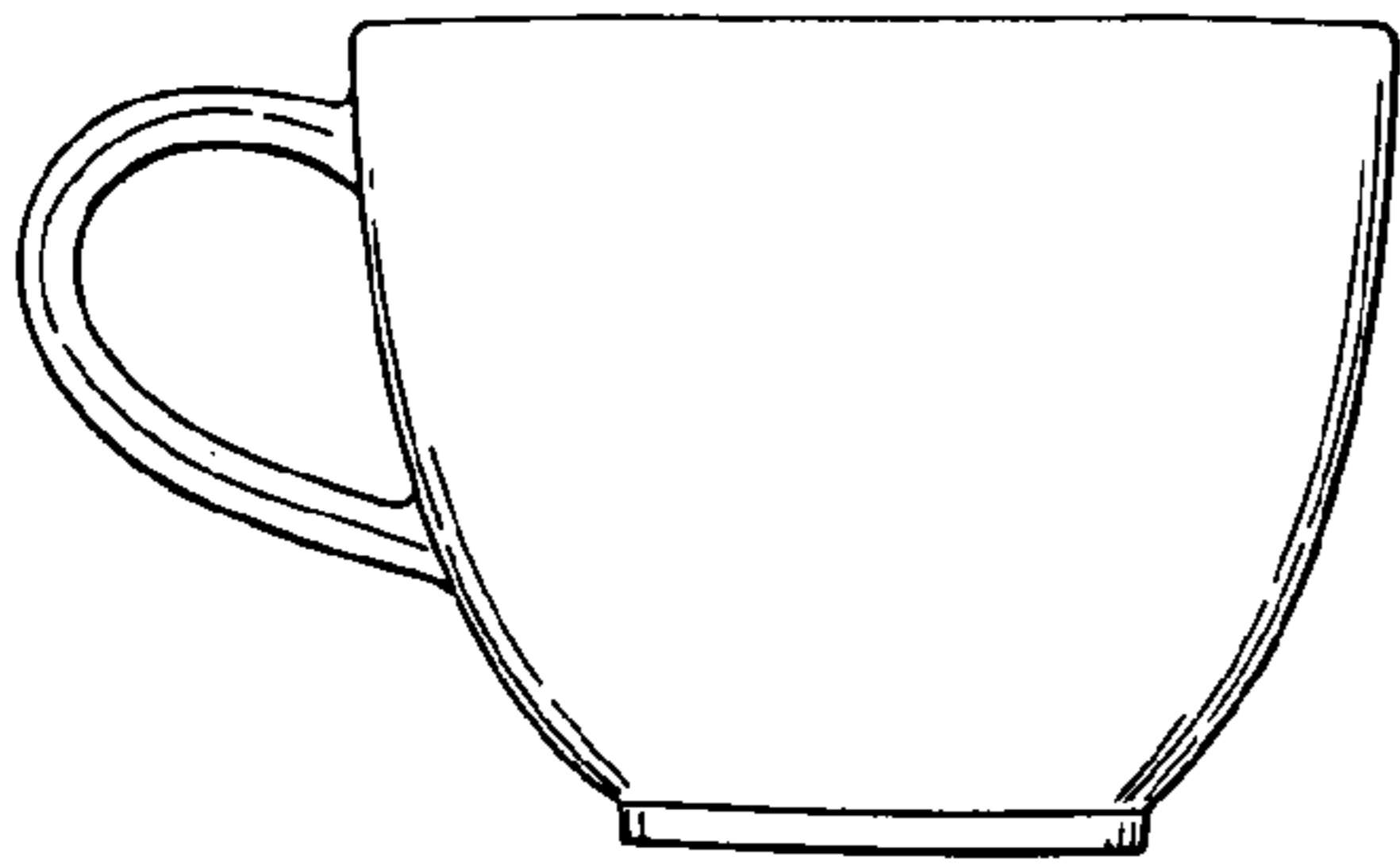


FIG. 3




FIG. 4




FIG. 5

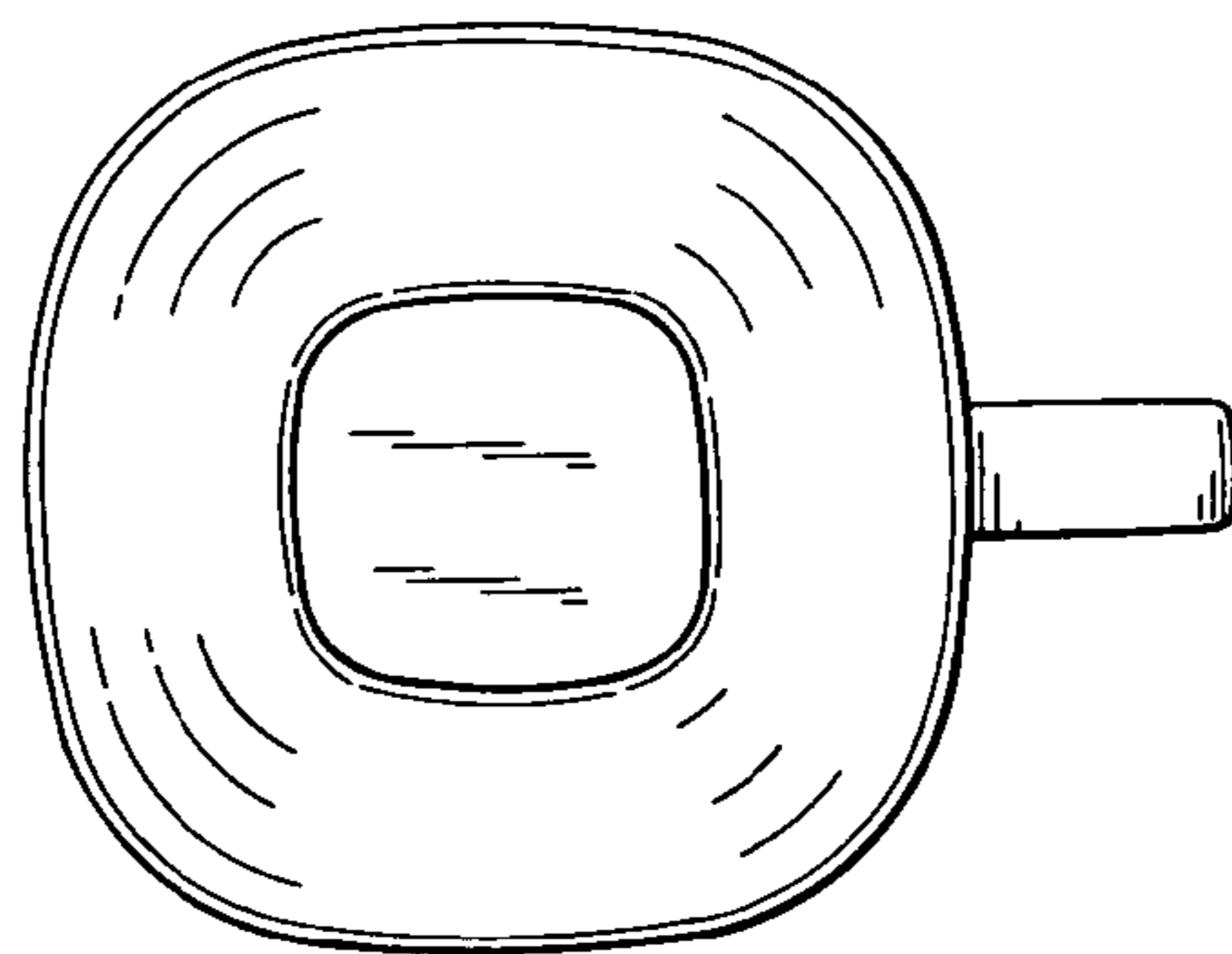


FIG. 6

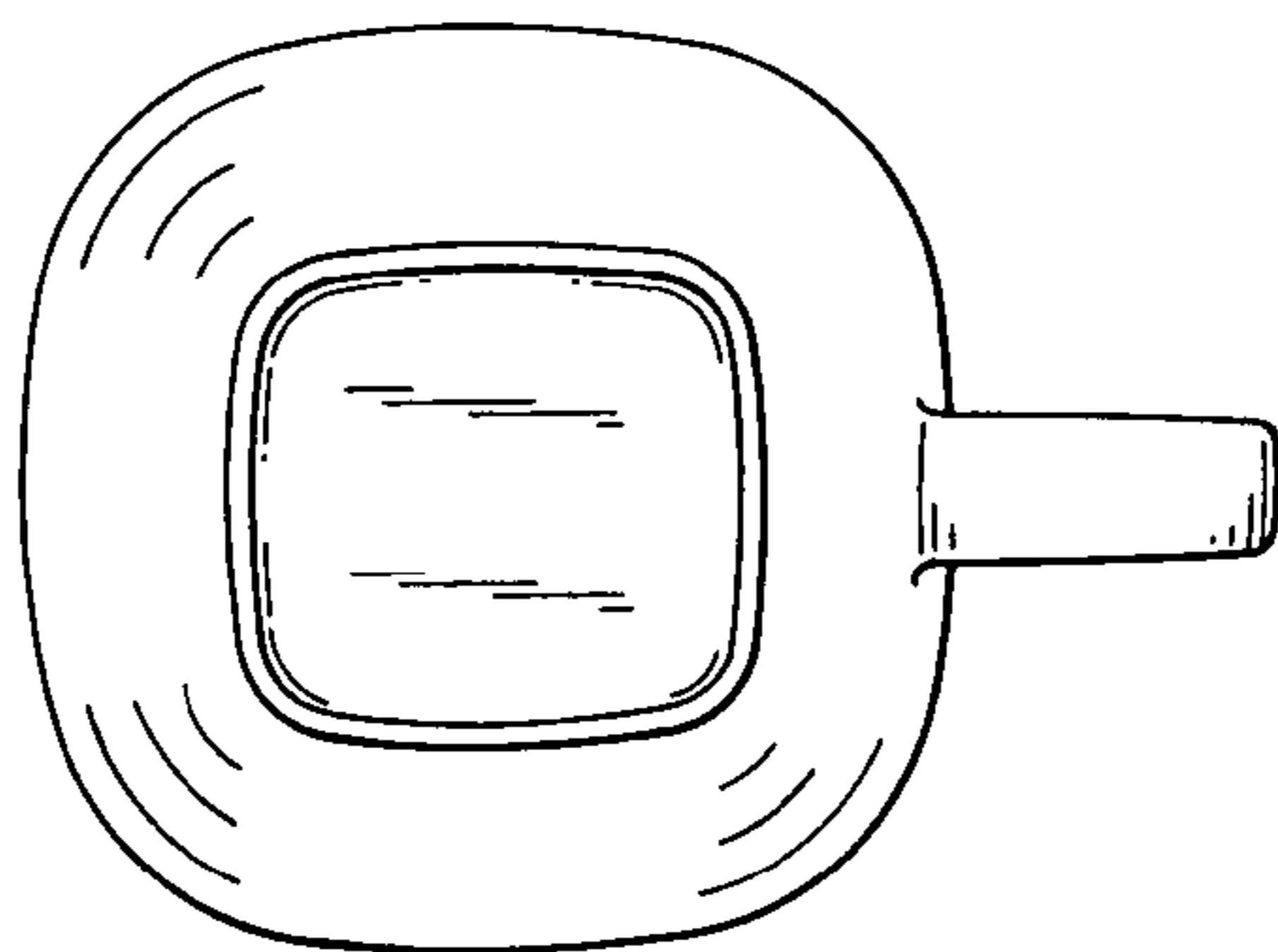


FIG. 7