

US00D561534S

(12) **United States Design Patent**
Marks

(10) **Patent No.:** **US D561,534 S**

(45) **Date of Patent:** **** Feb. 12, 2008**

(54) **DRINKING GLASS**

(76) **Inventor:** **Dean Marks**, 2336 N. Lakewood Ave.,
Chicago, IL (US) 60614

(**) **Term:** **14 Years**

(21) **Appl. No.:** **29/254,982**

(22) **Filed:** **Feb. 28, 2006**

(51) **LOC (8) Cl.** **07-01**

(52) **U.S. Cl.** **D7/523; D7/500; D7/509**

(58) **Field of Classification Search** D7/392-394,
D7/509-511, 515, 522-524, 528, 529, 531-533,
D7/536, 537, 540, 542, 901; 215/10, 376,
215/377, 382, 384, 387, 392, 394, DIG. 7;
220/62.12, 560, 568, 592.17, 607, 608, 623,
220/659, 662, 669, 710

See application file for complete search history.

(56) **References Cited**

U.S. PATENT DOCUMENTS

254,947	A	*	3/1882	Fisher	126/376.1
1,561,730	A	*	11/1925	Kodama	40/324
D151,431	S	*	10/1948	Cooper et al.	D7/509
3,021,977	A	*	2/1962	Hester	220/718
3,471,055	A	*	10/1969	Edwards	206/520
D222,375	S	*	10/1971	Bencik	D7/523
D223,704	S	*	5/1972	Cheladze	D7/509
3,713,528	A	*	1/1973	Daenen et al.	206/525
4,416,381	A	*	11/1983	Swartwout	215/228
D292,883	S	*	11/1987	Griffin et al.	D9/778
4,834,251	A	*	5/1989	Yu	215/222
RE33,608	E	*	6/1991	Sorensen	206/519

D363,854	S	*	11/1995	Katz	D7/509
D367,413	S	*	2/1996	Ballin	D8/34
D369,519	S	*	5/1996	Wilson	D7/523
D506,901	S	*	7/2005	Thauern	D8/34
D529,341	S	*	10/2006	Hsu	D7/523
D532,257	S	*	11/2006	Mansfield	D7/513
D539,091	S	*	3/2007	Mansfield	D7/513
D548,526	S	*	8/2007	Huffman et al.	D7/523

* cited by examiner

Primary Examiner—Gary D. Watson

Assistant Examiner—Karen Acker

(74) *Attorney, Agent, or Firm*—Mei Tsang

(57) **CLAIM**

The ornamental design for a “drinking glass,” as shown and described.

DESCRIPTION

FIG. 1 is a perspective view of the drinking glass embodying the present invention.

FIG. 2 is an upside down perspective view of the drinking glass of FIG. 1.

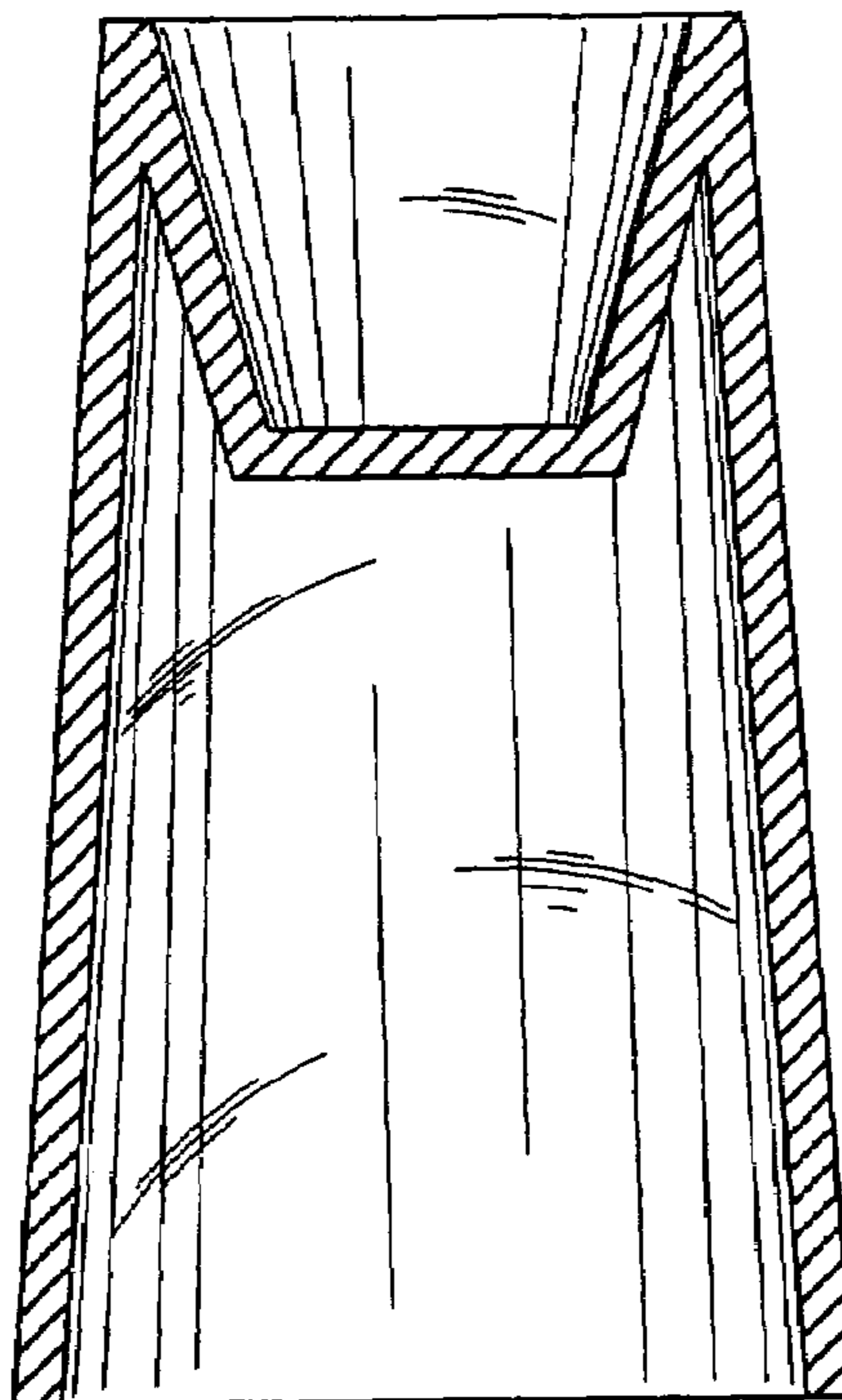
FIG. 3 is a top view of the drinking glass of FIG. 1.

FIG. 4 is a bottom view of the drinking glass of FIG. 1.

FIG. 5 is a perspective view from the top and to the side of the drinking glass of FIG. 1; and,

FIG. 6 is a cross-section of a front elevation view of the drinking glass taken along line 6—6 of FIG. 1.

1 Claim, 2 Drawing Sheets



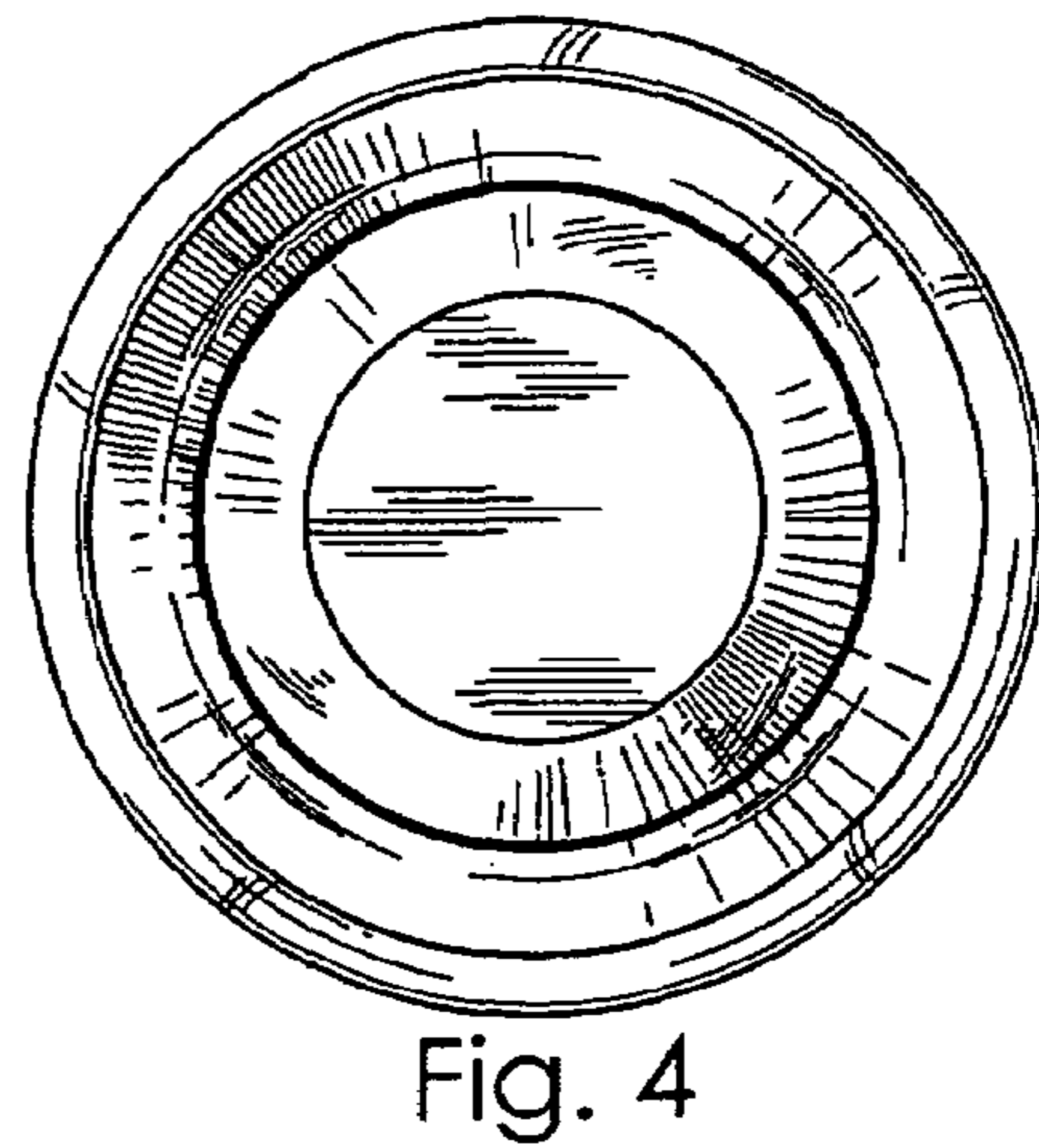
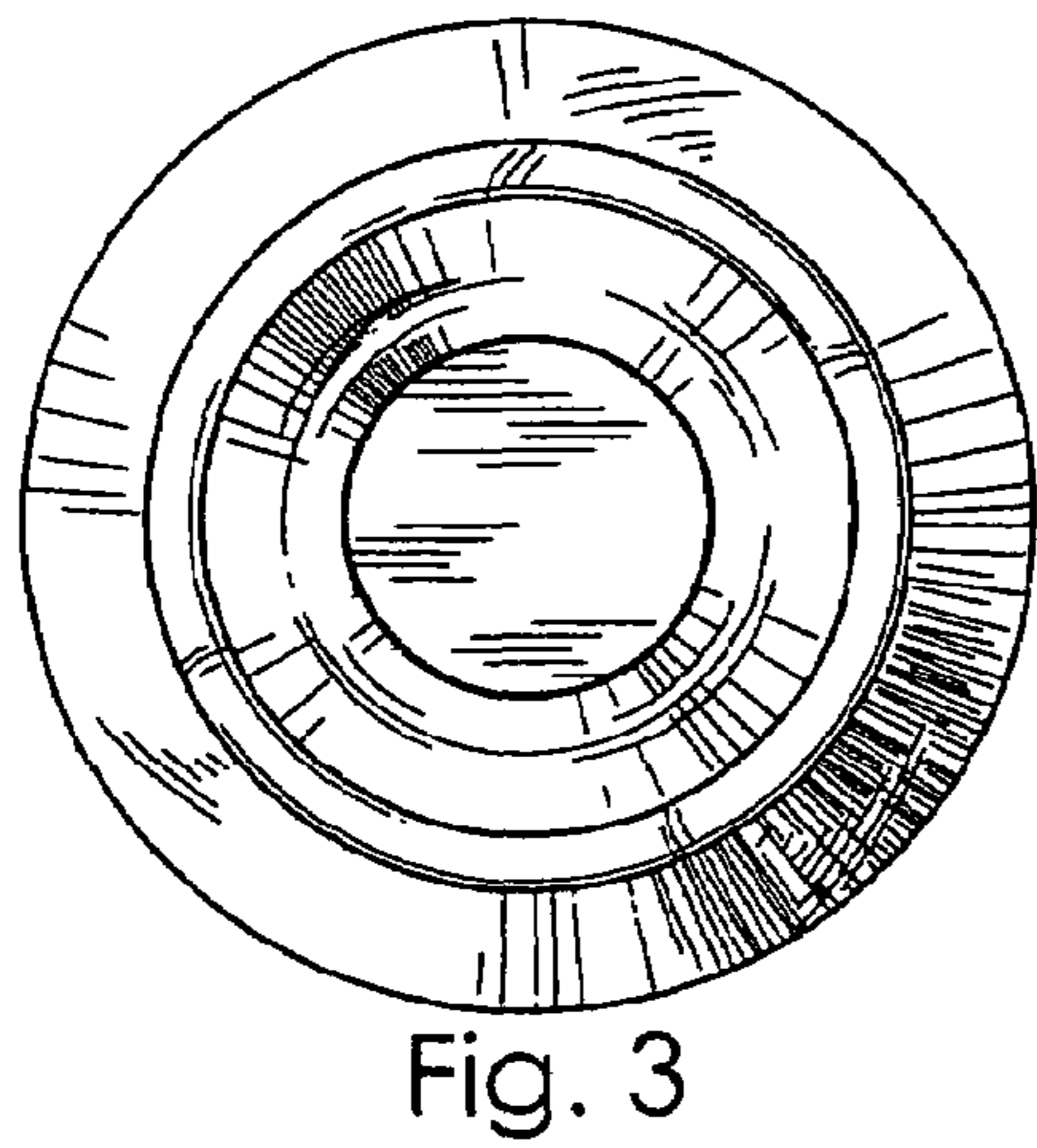
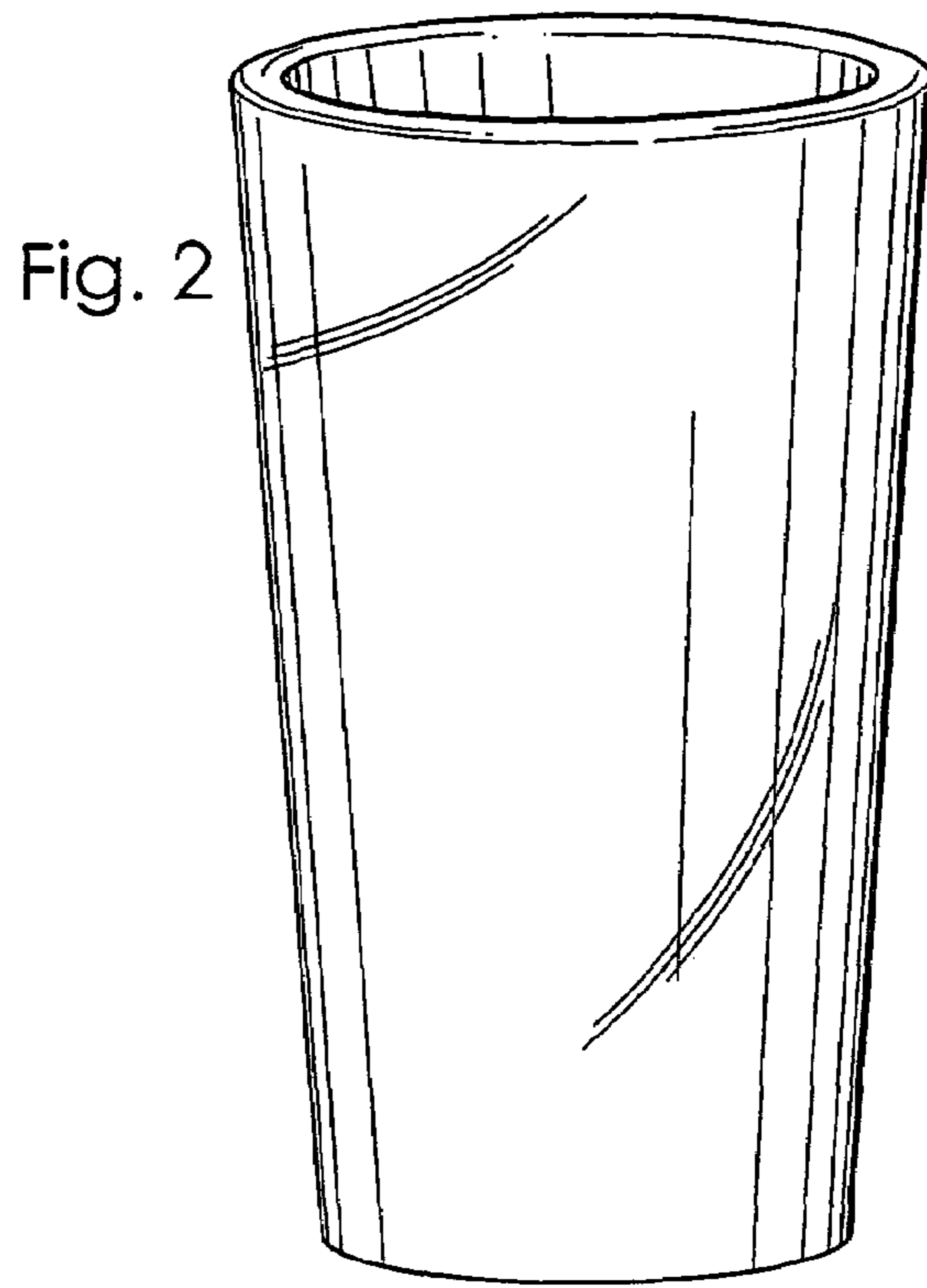
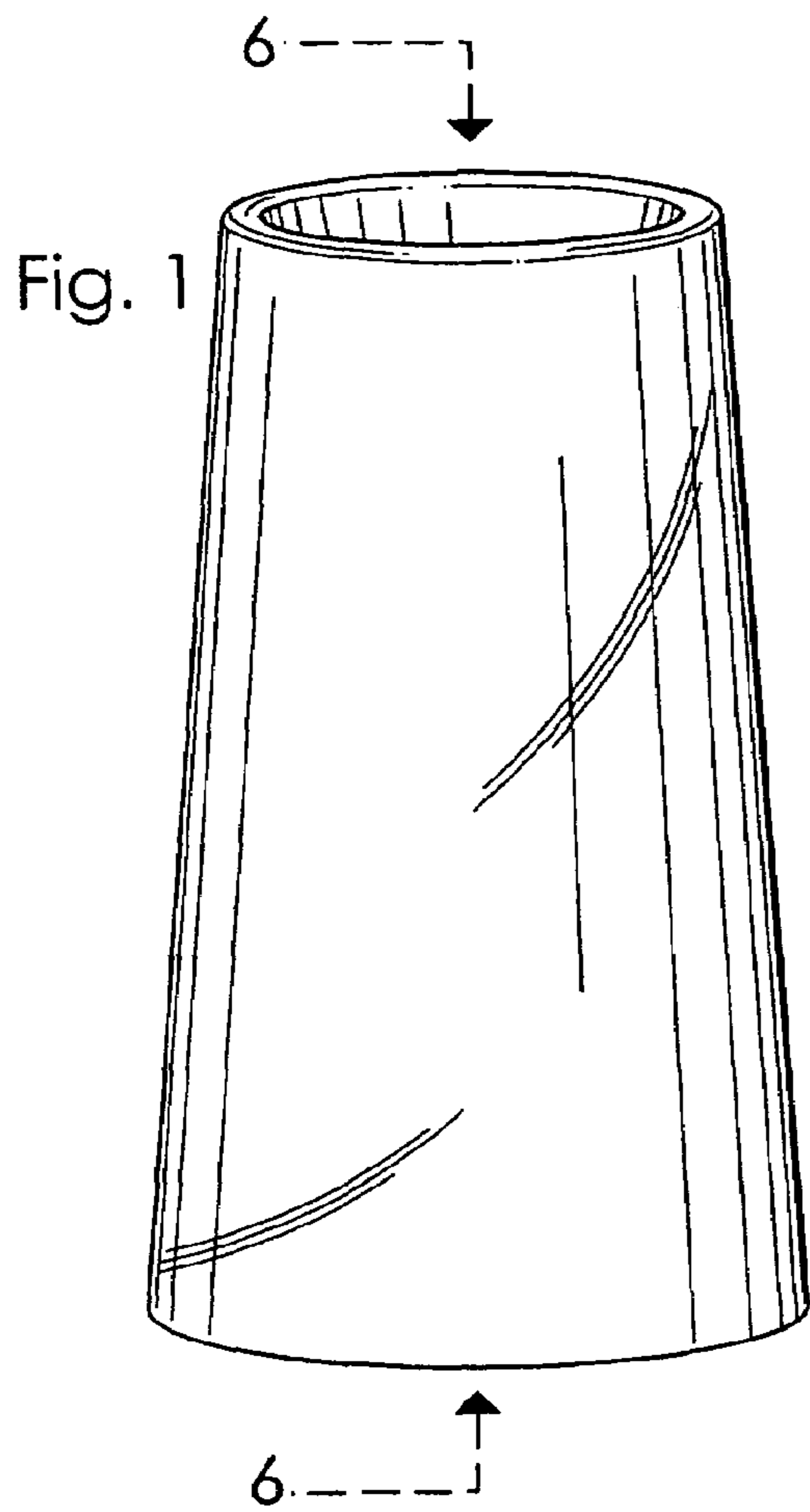


Fig. 5

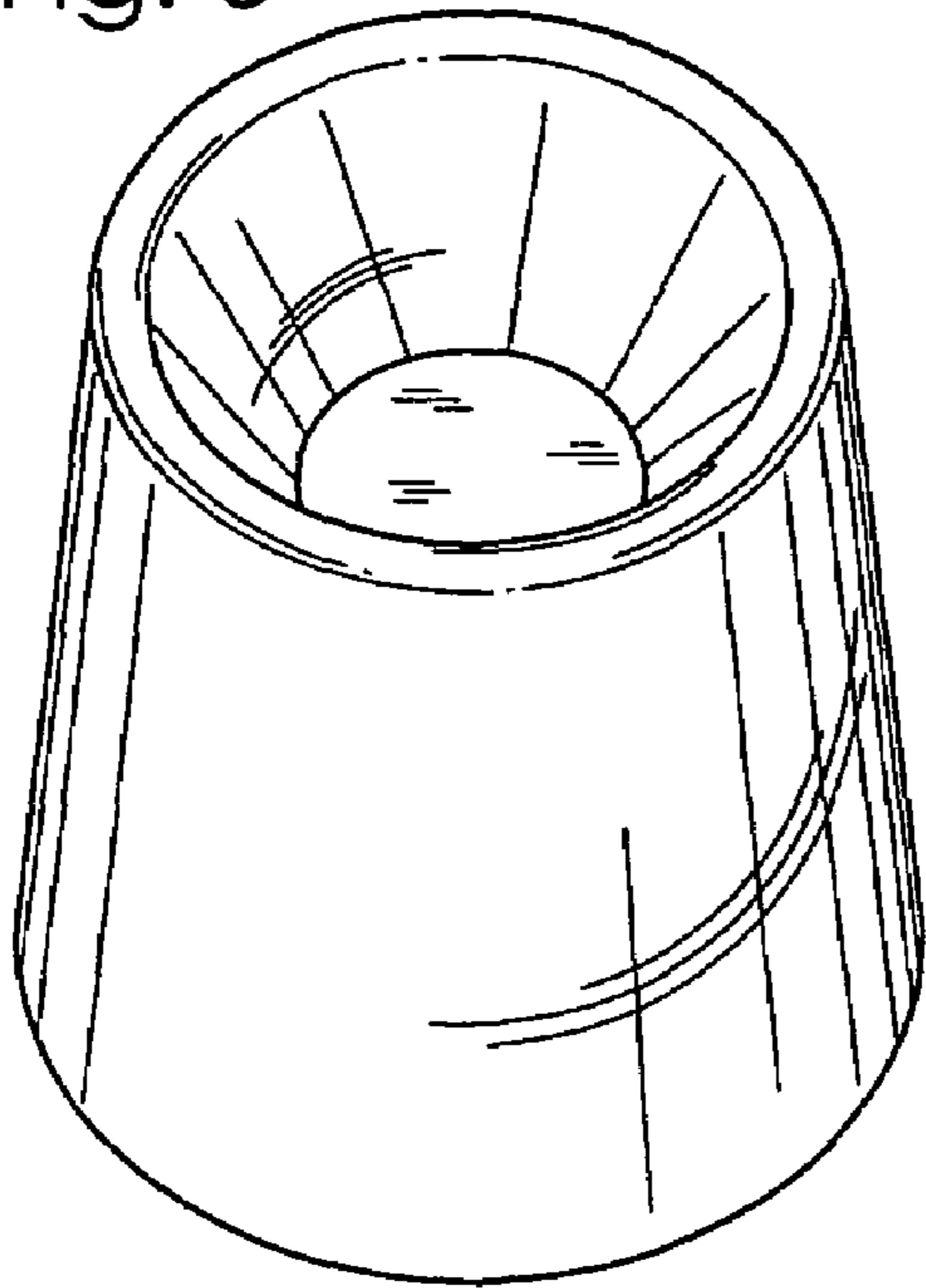


Fig. 6

