



US00D561525S

(12) **United States Design Patent**  
**Dall'Asta**

(10) **Patent No.:** **US D561,525 S**

(45) **Date of Patent:** **\*\* Feb. 12, 2008**

(54) **KITCHEN VESSEL HANDLE**  
(75) Inventor: **Massimo Dall'Asta**, Casalmaggiore (IT)  
(73) Assignee: **Ballarini Paolo & Figli S.p.A.**, Montovano (IT)

D490,270 S \* 5/2004 Pippel et al. .... D7/395  
D491,016 S \* 6/2004 Rae ..... D7/395  
D491,764 S \* 6/2004 Munari ..... D7/395  
D494,038 S \* 8/2004 Shih ..... D8/107  
D496,219 S \* 9/2004 Rae ..... D7/395  
D508,631 S \* 8/2005 Cuillery ..... D7/395  
D510,233 S \* 10/2005 Giannone ..... D7/395

(\*\*) Term: **14 Years**

\* cited by examiner

(21) Appl. No.: **29/262,404**

*Primary Examiner*—Holly H. Baynham

*Assistant Examiner*—Cynthia M. Chin

(22) Filed: **Jun. 30, 2006**

(74) *Attorney, Agent, or Firm*—Kirschstein et al.

(51) **LOC (8) Cl.** ..... **07-02**

(57) **CLAIM**

(52) **U.S. Cl.** ..... **D7/395**

The ornamental design for a kitchen vessel handle, as shown and described.

(58) **Field of Classification Search** ..... D7/354–357, D7/359–361, 393–395; D8/107, 307, 300; 16/430, 431, 110.1, 407; 220/573.1–573.5, 220/752, 753, 755–757, 759; D4/129, 138  
See application file for complete search history.

**DESCRIPTION**

(56) **References Cited**

FIG. 1 is a top plan view of a kitchen vessel handle according to the design of my invention;

FIG. 2 is a side elevational view thereof, the opposite side being a mirror image;

FIG. 3 is a front elevational view thereof;

FIG. 4 is a rear elevational view thereof; and,

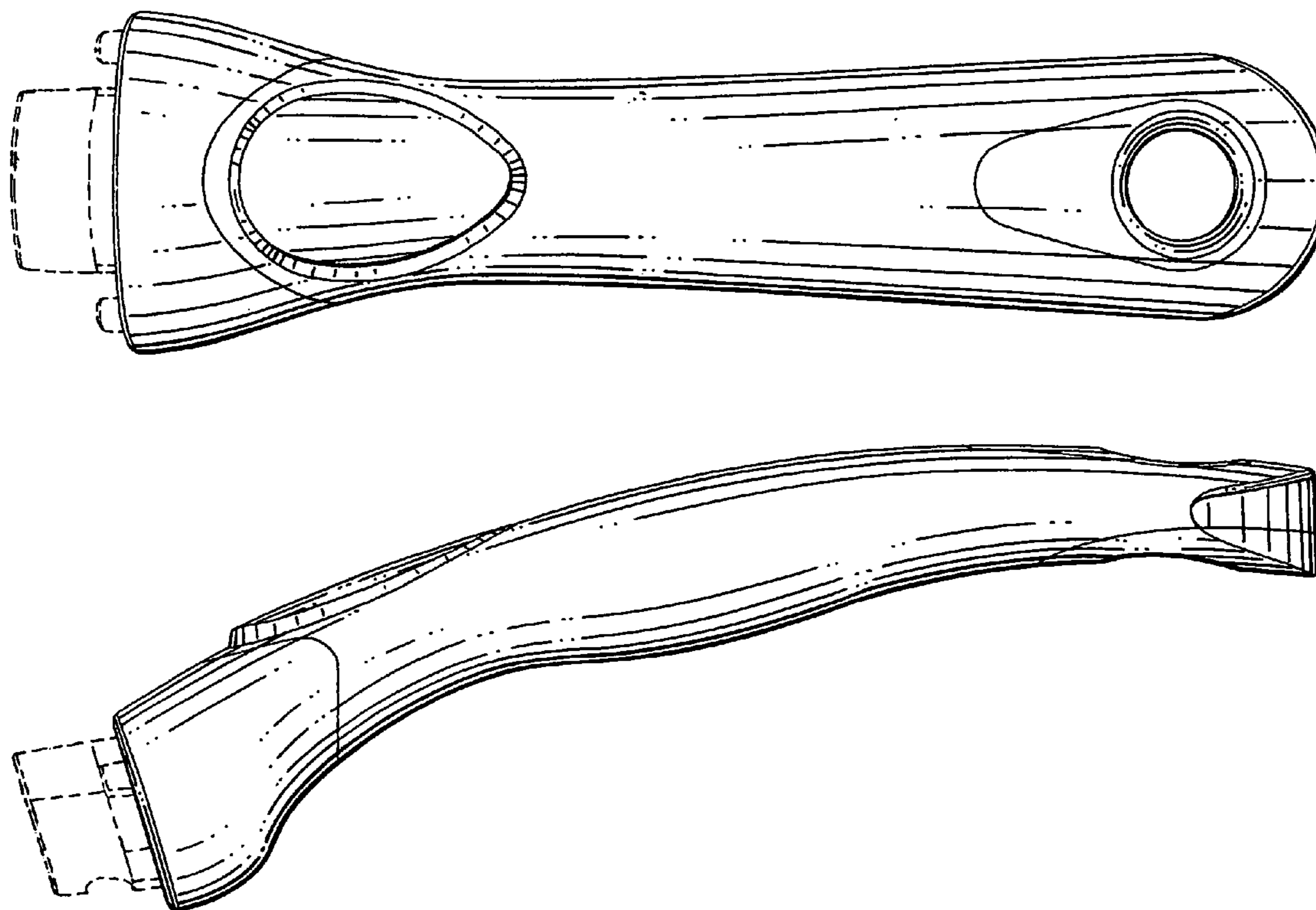
FIG. 5 is a bottom plan view thereof.

The dashed lines are for environmental purposes and form no part of this design

U.S. PATENT DOCUMENTS

4,761,851 A \* 8/1988 Day et al. .... 220/752  
D384,243 S \* 9/1997 Nicollet ..... D7/395  
D392,151 S \* 3/1998 Munari ..... D7/395  
D411,077 S \* 6/1999 Kwok ..... D7/395  
D417,121 S \* 11/1999 Brunianyn ..... D7/395  
6,032,822 A \* 3/2000 Munari ..... 220/573.1  
D448,973 S \* 10/2001 Hay et al. .... D7/395  
D461,363 S \* 8/2002 Law ..... D7/395

**1 Claim, 4 Drawing Sheets**



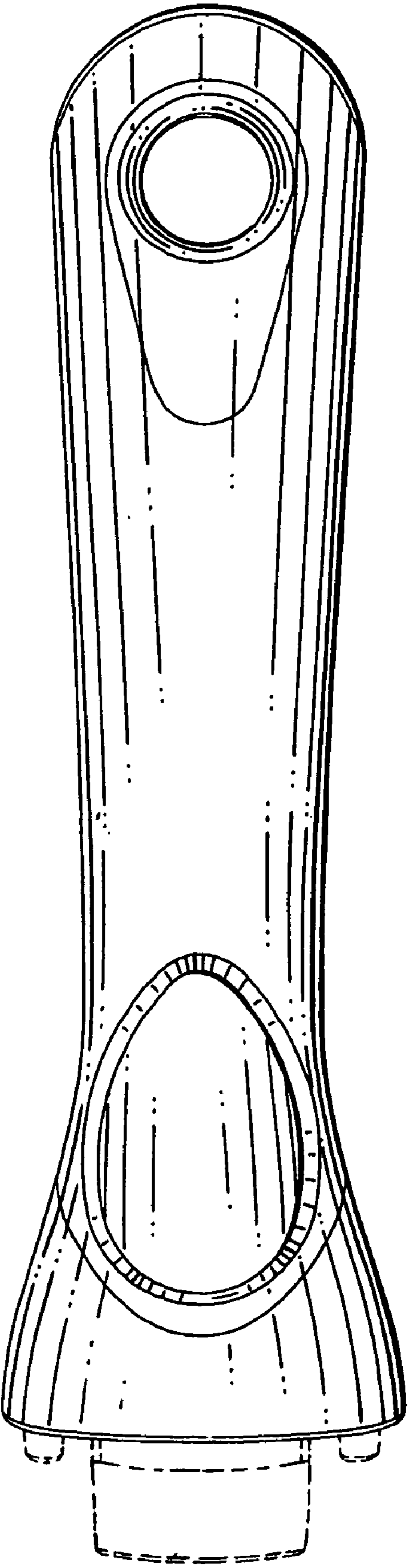


FIG. 1

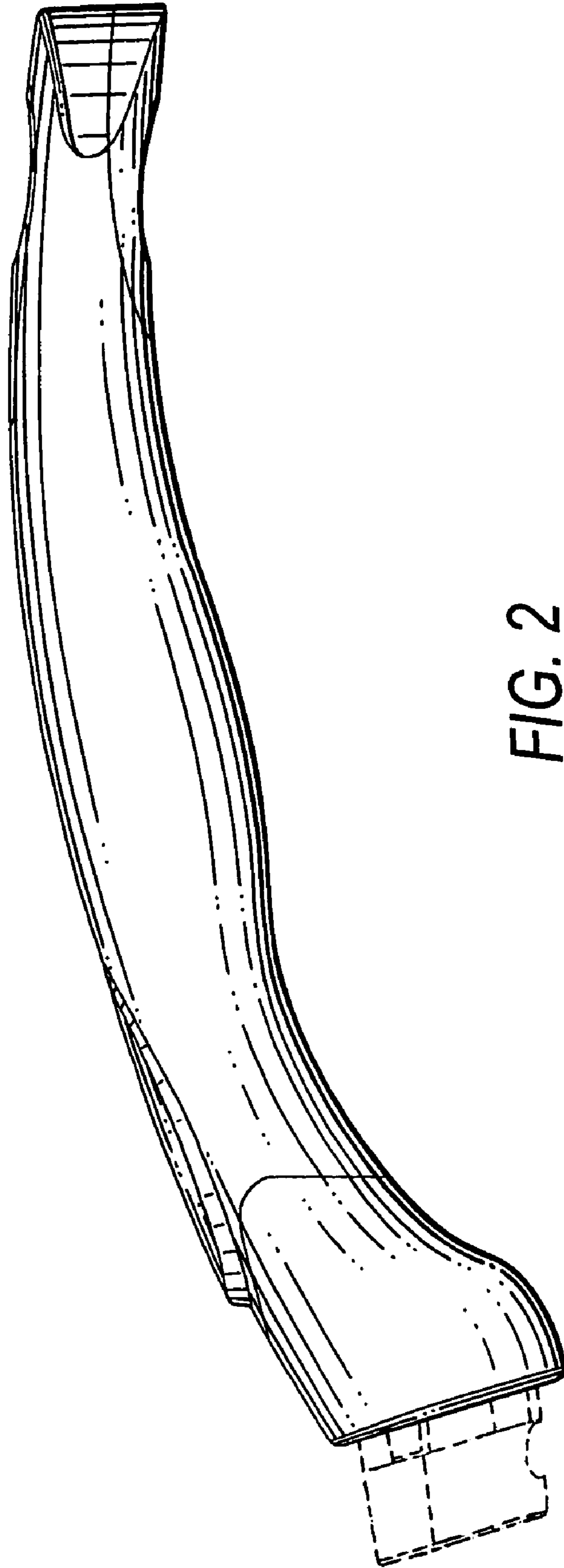


FIG. 3

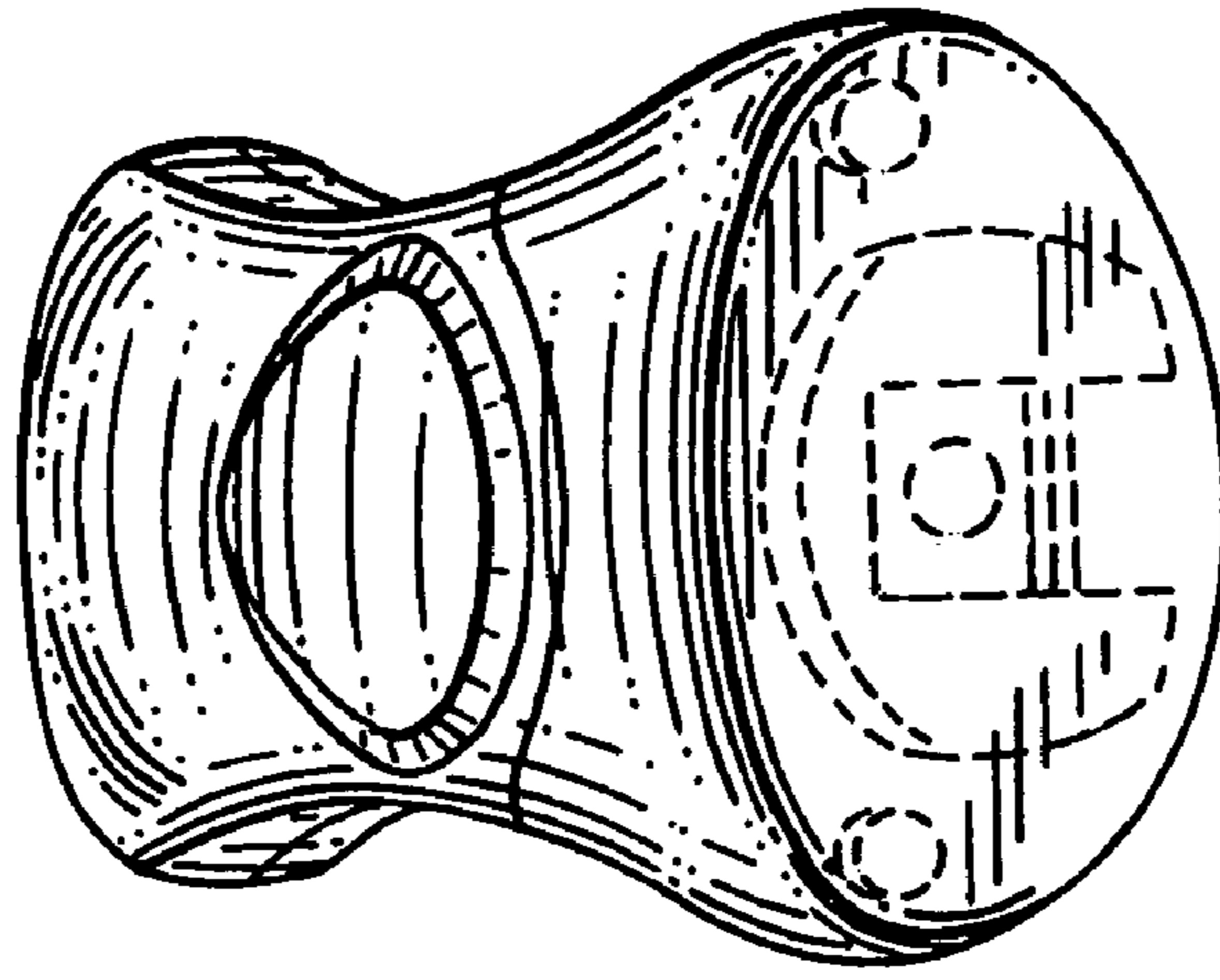
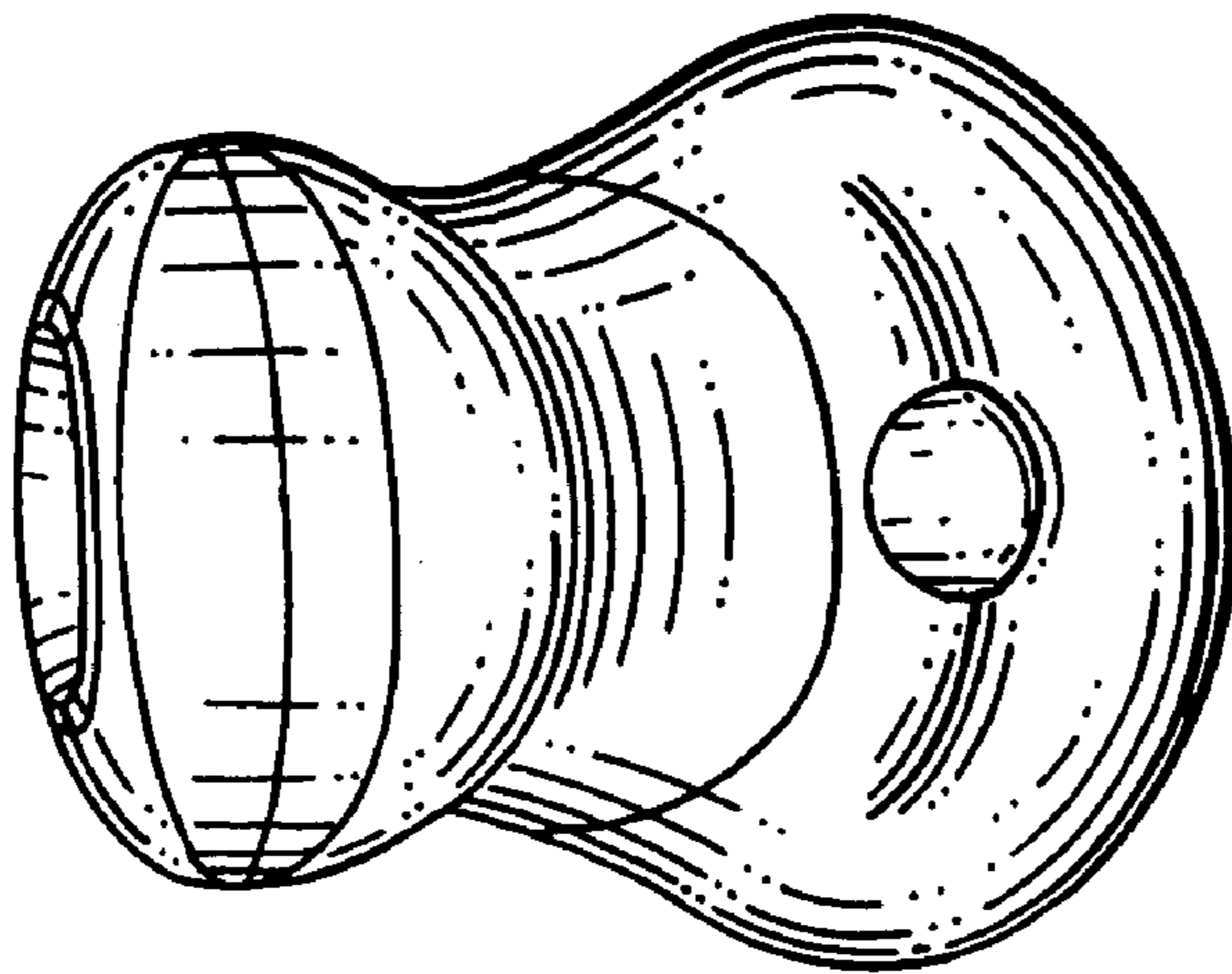


FIG. 4

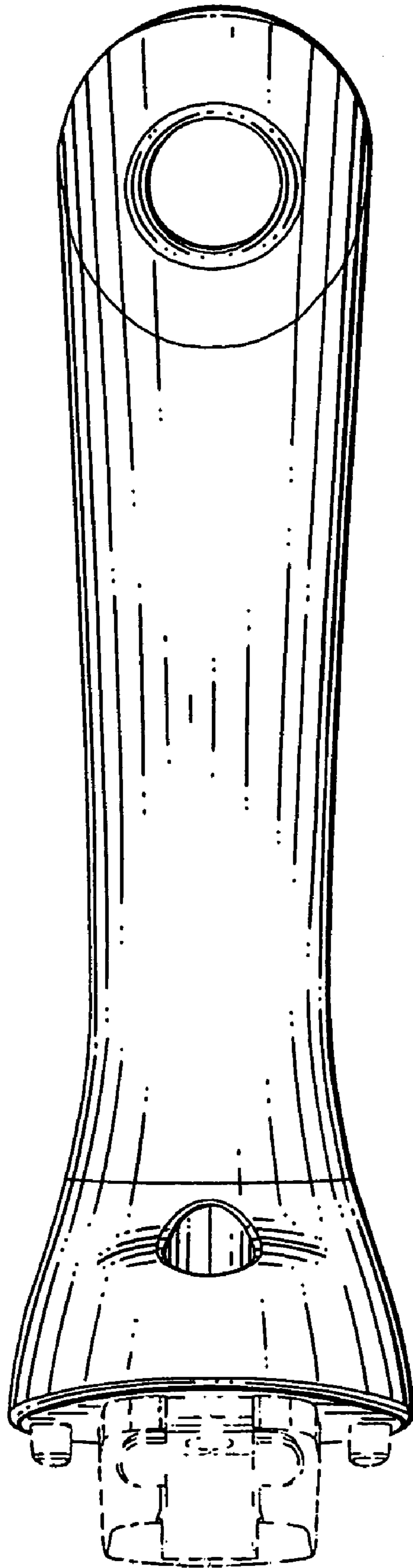


FIG. 5