

US00D561523S

(12) **United States Design Patent**  
**Trazzi**

(10) **Patent No.:** **US D561,523 S**  
(45) **Date of Patent:** **\*\* Feb. 12, 2008**

(54) **HAND LEVER FOR ESPRESSO COFFEE MACHINES**

(75) Inventor: **Luca Trazzi**, Verona (IT)

(73) Assignee: **Illycaffè'Spa con unico socio**, Trieste (IT)

(\*\*) Term: **14 Years**

(21) Appl. No.: **29/275,346**

(22) Filed: **Dec. 21, 2006**

(30) **Foreign Application Priority Data**

Jun. 23, 2006 (EP) ..... 549803

(51) **LOC (8) Cl.** ..... **07-02**

(52) **U.S. Cl.** ..... **D7/393**

(58) **Field of Classification Search** ..... D7/309,  
D7/393, 395, 354-357, 397-399; D8/107,  
D8/307, 300; 16/430, 431, 110.1, 407; 99/293-295;  
D4/138, 129

See application file for complete search history.

(56) **References Cited**

**U.S. PATENT DOCUMENTS**

4,800,805	A *	1/1989	Mahlich et al.	.....	99/293
D329,354	S *	9/1992	Mejia et al.	.....	D7/399
D360,802	S *	8/1995	Seiffert	.....	D7/309
D366,982	S *	2/1996	Amiel	.....	D7/309
D420,887	S *	2/2000	Chen	.....	D8/107

6,192,786	B1 *	2/2001	Gasser et al.	.....	99/319
D459,150	S *	6/2002	Lin	.....	D7/395
D494,039	S *	8/2004	Tsai	.....	D8/107
D496,214	S *	9/2004	Ledingham et al.	.....	D7/309
D530,977	S *	10/2006	Timm et al.	.....	D7/393
D544,297	S *	6/2007	Daldosso	.....	D7/393

\* cited by examiner

*Primary Examiner*—Holly H. Baynham

*Assistant Examiner*—Cynthia M. Chin

(74) *Attorney, Agent, or Firm*—Akin Gump Strauss Hauer & Feld LLP

(57) **CLAIM**

The ornamental design for a hand lever for espresso coffee machines, as shown and described.

**DESCRIPTION**

FIG. 1 is a reduced top perspective view of a hand lever for espresso coffee machines in accordance with my new design;

FIG. 2 is an enlarged front elevational view thereof;

FIG. 3 is a right-side elevational view thereof;


FIG. 4 is a left-side elevational view thereof;

FIG. 5 is an enlarged rear elevational view thereof;

FIG. 6 is a top plan view thereof; and,

FIG. 7 is a bottom plan view thereof.

**1 Claim, 7 Drawing Sheets**






Fig. 1




Fig. 2




Fig. 3




Fig. 4




Fig. 5




Fig. 6




Fig. 7