

US00D561521S

(12) **United States Design Patent**
Bond

(10) **Patent No.:** **US D561,521 S**

(45) **Date of Patent:** **** Feb. 12, 2008**

(54) **HOTDOG ROLLER**

(75) Inventor: **Gregg Bond**, Beverly Hills, CA (US)

(73) Assignee: **The Helman Group, Ltd.**, Oxnard, CA (US)

(**) Term: **14 Years**

(21) Appl. No.: **29/278,606**

(22) Filed: **Apr. 3, 2007**

(51) **LOC (8) Cl.** **07-02**

(52) **U.S. Cl.** **D7/338**

(58) **Field of Classification Search** D7/362-367,
D7/338, 402, 407; 219/450.1, 520, 468.1,
219/533, 386, 429, 443.1, 452.11; 99/422,
99/425, 443 R, 445, 448, 450

See application file for complete search history.

(56) **References Cited**

U.S. PATENT DOCUMENTS

D182,273 S * 3/1958 Connolly D7/338
D340,615 S * 10/1993 Guerrier et al. D7/365
6,393,971 B1 * 5/2002 Hunot et al. 99/341

6,838,644 B1 * 1/2005 Chung-Ting 219/393
D515,864 S * 2/2006 Elnekaveh D7/338
D535,514 S * 1/2007 Cantillo D7/338

* cited by examiner

Primary Examiner—Ruth McInroy

(74) *Attorney, Agent, or Firm*—Chen Yoshimura LLP

(57) **CLAIM**

The ornamental design for a hotdog roller, as shown and described.

DESCRIPTION

FIG. 1 is a front and right side perspective view of a hotdog roller showing my new design;

FIG. 2 is a front elevational view thereof;

FIG. 3 is a rear elevational view thereof;


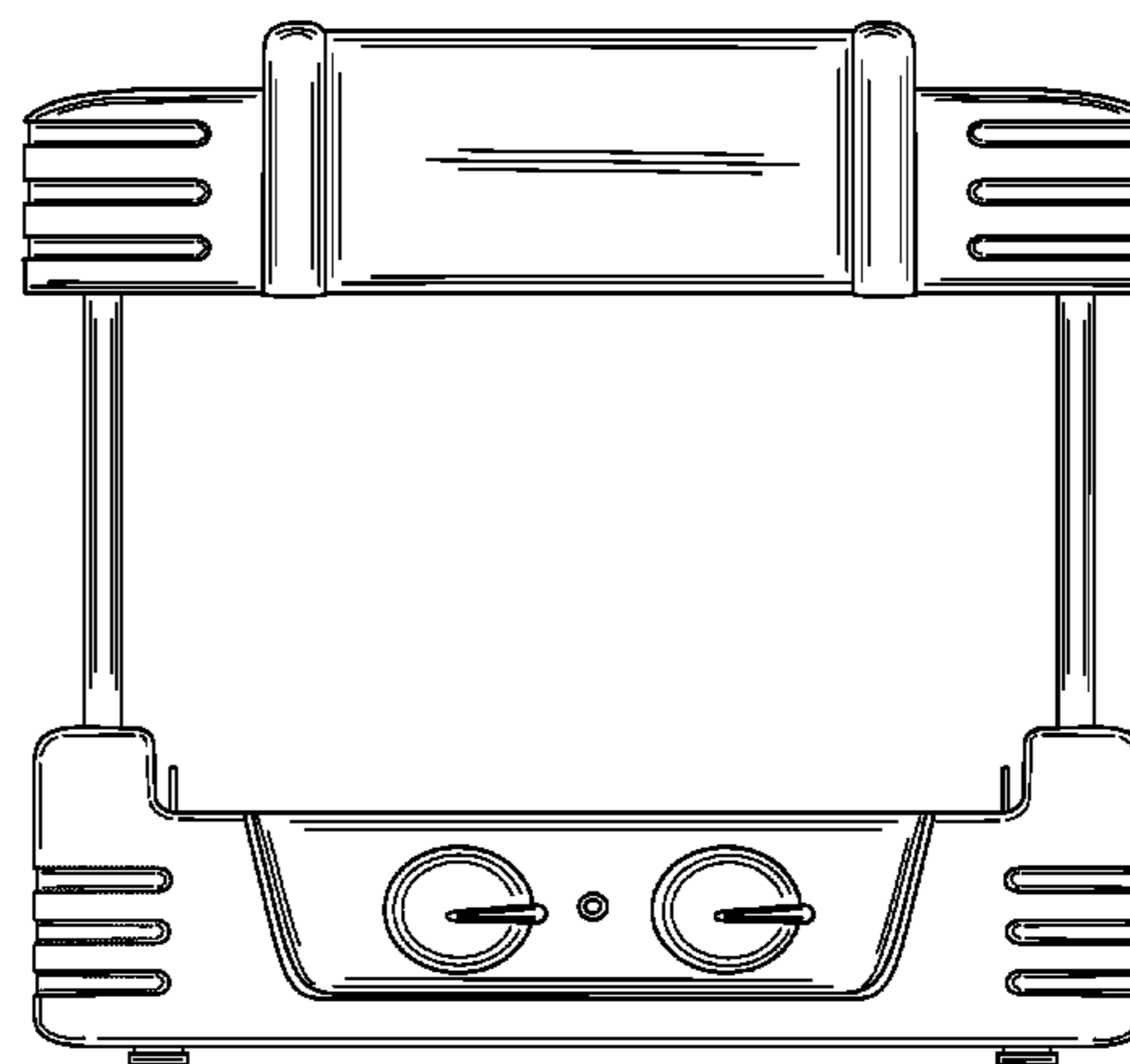

FIG. 4 is a left side elevational view thereof;

FIG. 5 is a right side elevational view thereof;

FIG. 6 is a top plan view thereof; and,

FIG. 7 is a bottom plan view thereof.

1 Claim, 7 Drawing Sheets






FIG. 1




FIG. 2

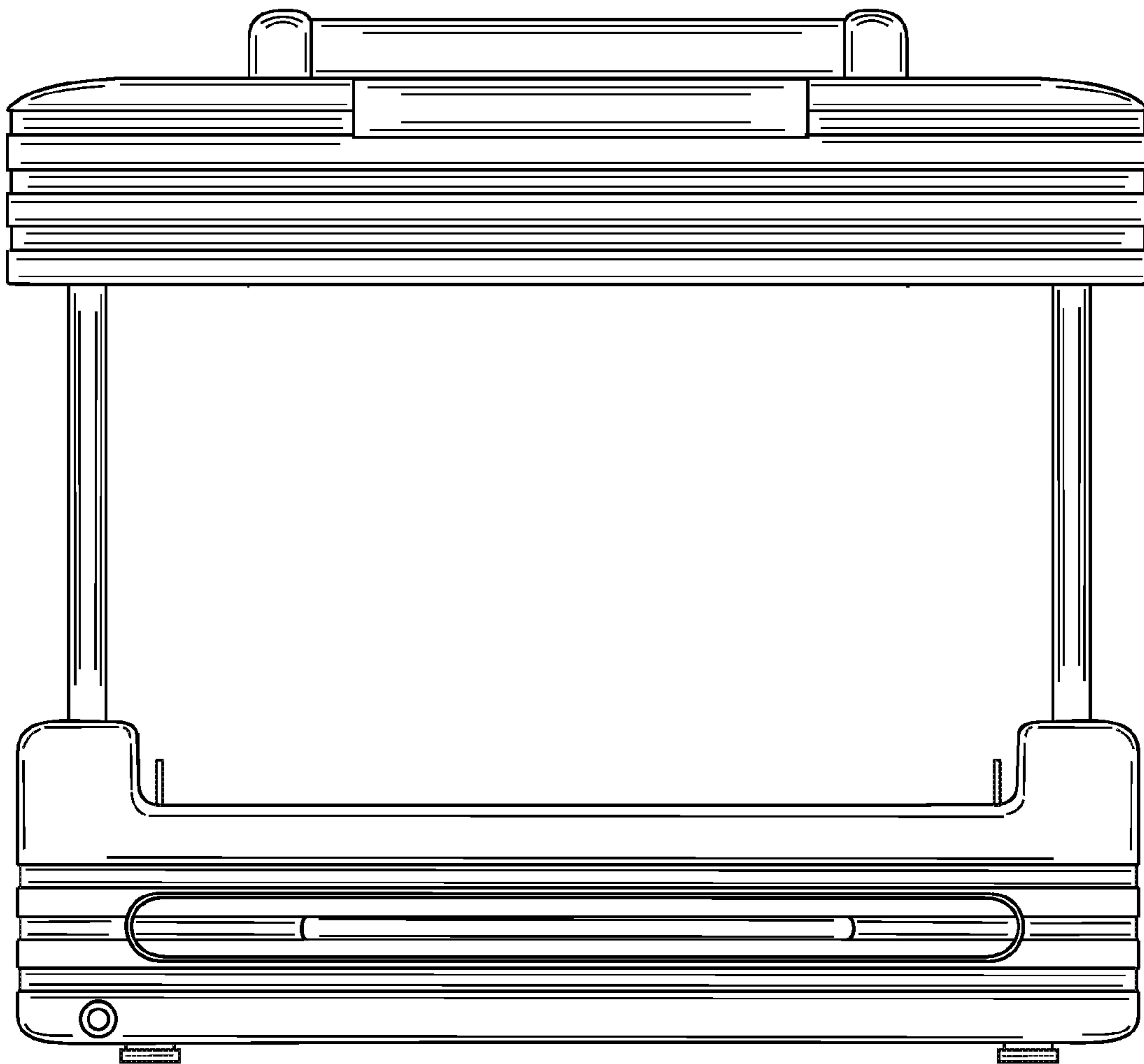


FIG. 3




FIG. 4




FIG. 5

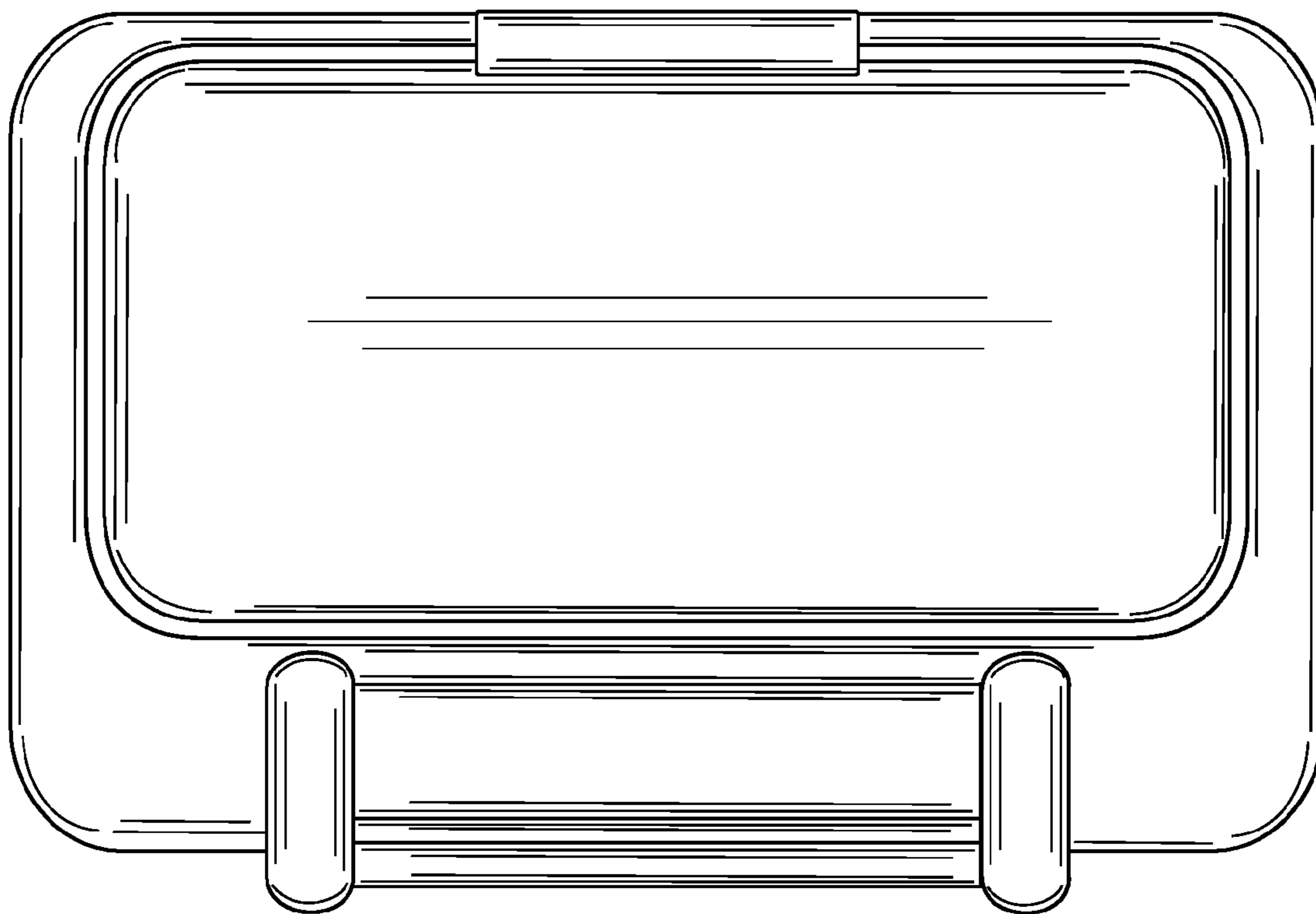


FIG. 6

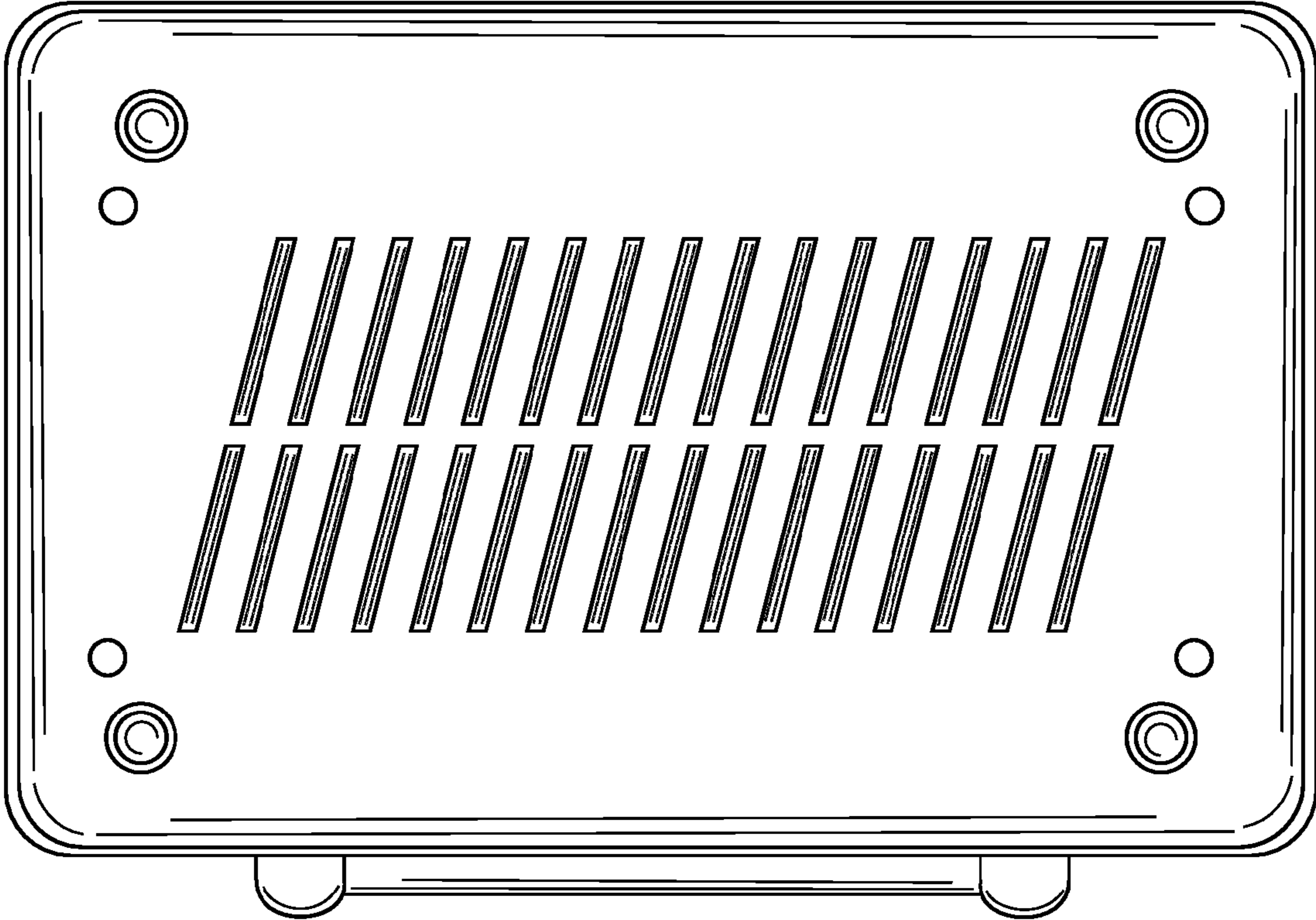


FIG. 7