



US00D561487S

(12) **United States Design Patent** (10) **Patent No.:** **US D561,487 S**
Schweikarth et al. (45) **Date of Patent:** **** Feb. 12, 2008**

(54) **BENCH**
(75) Inventors: **Derek Schweikarth**, Celestine, IN (US); **Mark Wahl**, Boonville, IN (US); **Gary Meredith, Sr.**, Dale, IN (US); **Meghan Smith**, Jasper, IN (US); **Paula Schmidt**, Jasper, IN (US); **Greg Daily**, Jasper, IN (US)
(73) Assignee: **Kimball International, Inc.**, Jasper, IN (US)

(**) Term: **14 Years**
(21) Appl. No.: **29/279,590**
(22) Filed: **May 3, 2007**

(51) **LOC (8) Cl.** **06-01**
(52) **U.S. Cl.** **D6/381**
(58) **Field of Classification Search** D6/349-353,
D6/355, 364, 484, 334, 500-502; 297/258.1,
297/259.1, 440.12, 445.1, 451.4, 461-462,
297/187

See application file for complete search history.

(56) **References Cited**

U.S. PATENT DOCUMENTS

D49,154 S 6/1916 Martin
D87,578 S * 8/1932 Hoey D6/355
D93,232 S 9/1934 McChesney et al.
D145,541 S * 9/1946 Sky D6/355
D165,788 S 1/1952 Risom
D214,041 S 5/1969 Shoemaker
3,638,997 A 2/1972 Shapiro et al.
D246,142 S * 10/1977 Heumann D6/349
D254,880 S 5/1980 Durney
D255,183 S 6/1980 Locher
D282,418 S 2/1986 Lewis
D333,925 S 3/1993 Ricchio, Jr. et al.
D335,964 S 6/1993 Diaz-Azcuy
D341,494 S 11/1993 Ohashi et al.
D350,445 S 9/1994 Chororos et al.
D354,178 S 1/1995 Ochsner
D358,041 S 5/1995 Watts

D358,267 S 5/1995 Ginat
D358,503 S 5/1995 Ginat
D363,389 S 10/1995 Leib
D363,823 S 11/1995 Ricchio, Jr.
D369,914 S * 5/1996 Kirn et al. D6/355
D370,789 S 6/1996 Groulx
D371,464 S 7/1996 Lewis
D372,596 S 8/1996 Reinhard
D373,257 S 9/1996 Hutton
D376,266 S * 12/1996 Lewis D6/355
D376,700 S 12/1996 Brush
D378,788 S 4/1997 Tihany
D379,408 S 5/1997 Feldberg
D379,876 S * 6/1997 Wood D6/355
D391,412 S 3/1998 James et al.
D393,157 S 4/1998 Goodworth et al.
D396,365 S 7/1998 Lizell
D403,521 S 1/1999 Wilson

(Continued)

OTHER PUBLICATIONS

Cabot Wrenn, Product Information, Lumos bench, at least as early as Jun. 5, 2006.

Primary Examiner—Sandra Snapp
(74) *Attorney, Agent, or Firm*—Baker & Daniels LLP

(57) **CLAIM**

The ornamental design for a bench, as shown and described.

DESCRIPTION


FIG. 1 is a front perspective view of a bench according to our new design;

FIG. 2 is a side view thereof, it being understood that the left and right side views are identical;

FIG. 3 is a front view thereof, it being understood that the front and rear views are identical; and,

FIG. 4 is a top view thereof.

1 Claim, 4 Drawing Sheets



US D561,487 S

Page 2

U.S. PATENT DOCUMENTS

D405,286 S	2/1999	James et al.	D457,342 S	5/2002	Muller
D405,618 S	2/1999	Reutepohler et al.	D457,760 S	5/2002	De Lucchi et al.
D409,408 S	5/1999	James et al.	D462,533 S	9/2002	Popham et al.
D415,360 S	10/1999	Lewis	D464,816 S	10/2002	Leib et al.
D417,970 S	12/1999	Duffy et al.	D465,662 S	11/2002	Hutton
D427,793 S	7/2000	Groulx et al.	D471,728 S	3/2003	Tseng
D430,417 S	9/2000	George	D477,721 S	7/2003	Conner
D432,326 S	10/2000	Duffy et al.	D484,709 S	1/2004	Cronk et al.
D433,579 S	11/2000	Kane	D486,652 S	2/2004	Nemeth
D437,139 S	2/2001	Beck	D496,535 S	9/2004	Goodworth
D445,579 S	7/2001	Olson	D502,818 S	3/2005	Thompson
D446,396 S	8/2001	Phillips et al.	D504,578 S	5/2005	Moser
D446,401 S	8/2001	Olson	D505,276 S	5/2005	Cronk et al.
D446,958 S	8/2001	Olson	D506,323 S	6/2005	White, III
D451,688 S	12/2001	Cramer	D506,334 S	6/2005	Chu
D454,715 S	3/2002	Olson	D512,229 S	12/2005	Reza-Hadden
D457,333 S	* 5/2002	Walters et al. D6/355	D518,318 S	4/2006	Koepke

* cited by examiner

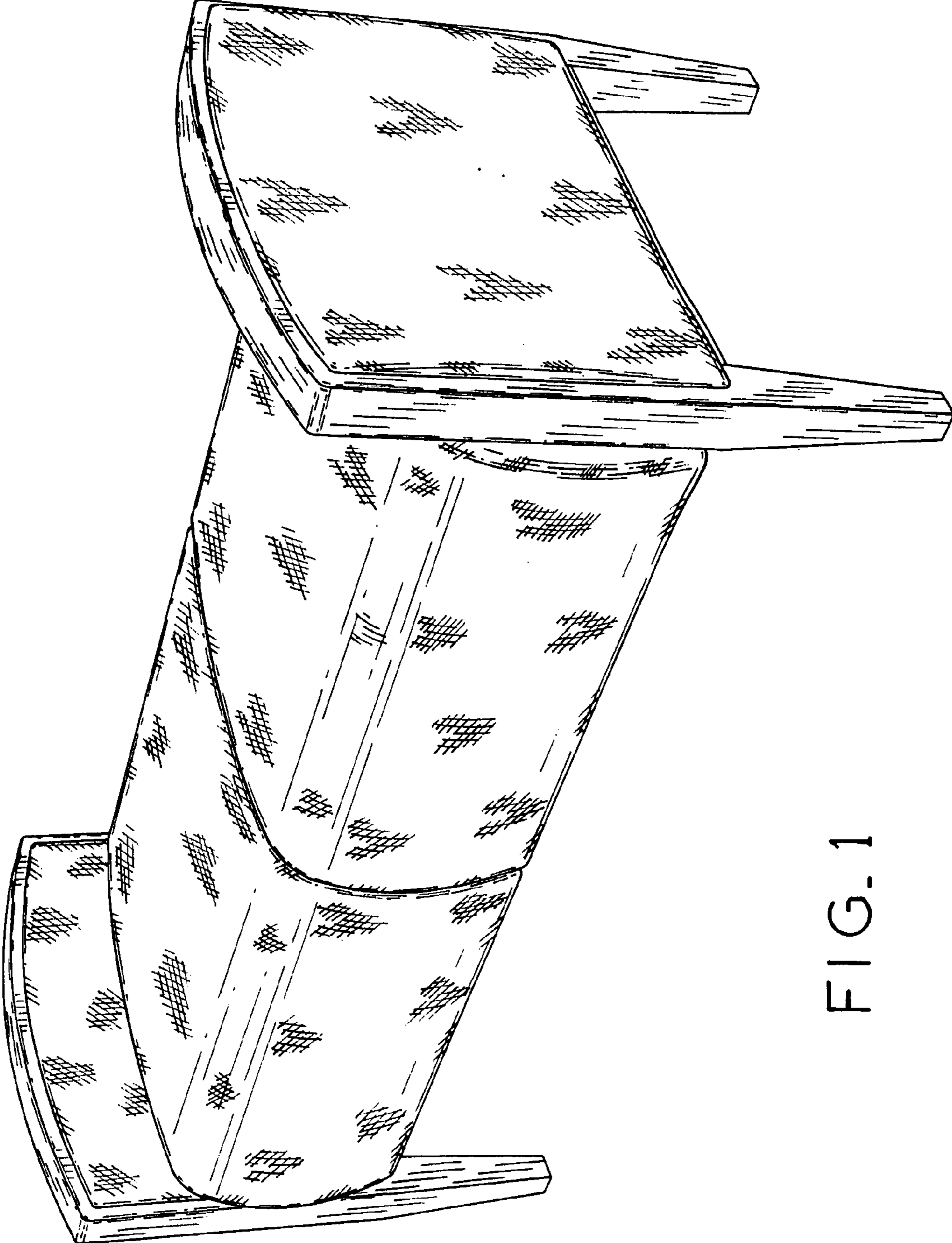


FIG. 1




FIG. 2

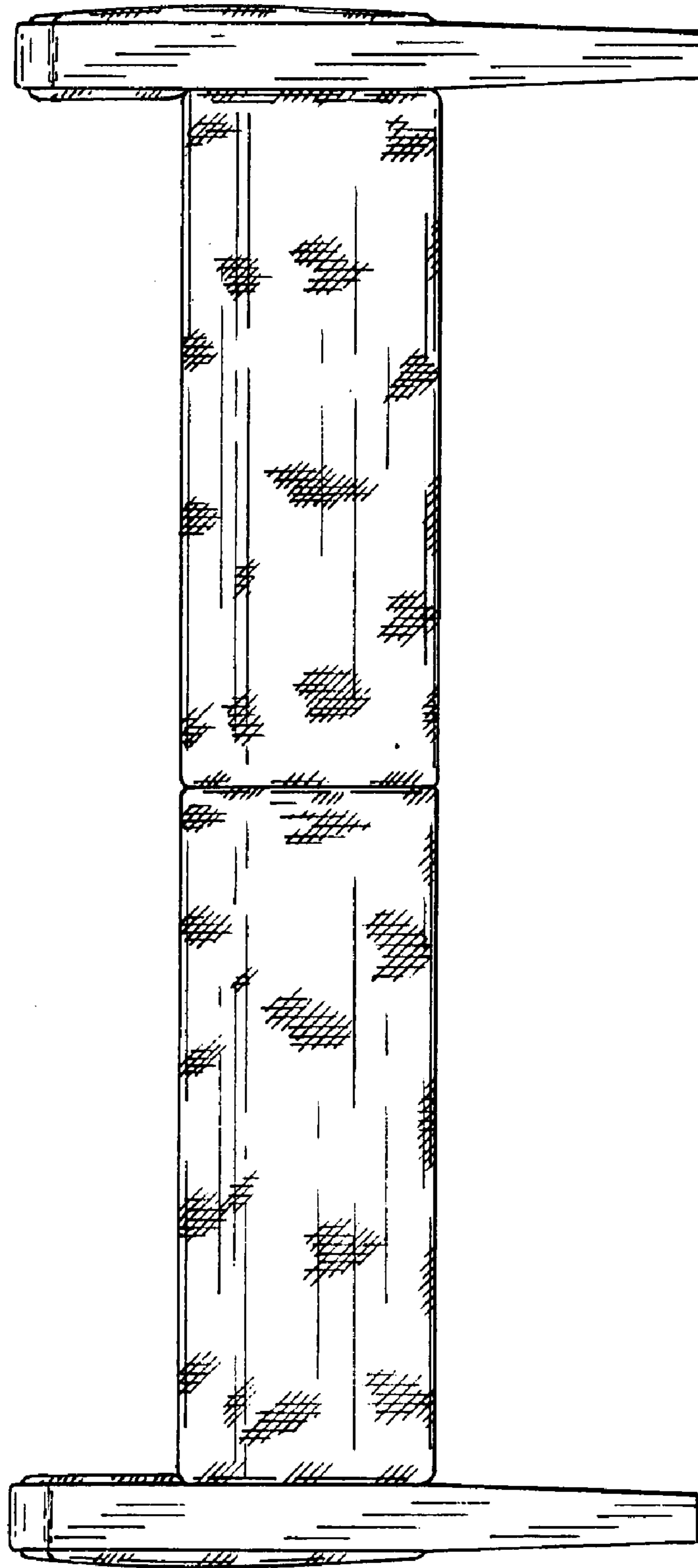


FIG. 3




FIG. 4