



US00D561481S

(12) **United States Design Patent** (10) **Patent No.:** **US D561,481 S**
Mecchi et al. (45) **Date of Patent:** **** Feb. 12, 2008**

(54) **SURFACE PATTERN FOR A PAPER PRODUCT**

(76) Inventors: **Ruggero Mecchi**, Ruggero Mecchi -
Via Fonda II 297/B, Montuolo (LU)
(IT) 55100; **Andrea Lapenna**, Andrea
Lapenna - Piazza Mercato Bestiame, 29,
Buggiano (PT) (IT) 51011

(**) Term: **14 Years**

(21) Appl. No.: **29/264,588**

(22) Filed: **Aug. 14, 2006**

(51) **LOC (8) Cl.** **05-06**

(52) **U.S. Cl.** **D5/57**

(58) **Field of Classification Search** D5/1-3,
D5/5, 7, 8, 11, 13-16, 19, 20, 23-28, 30,
D5/32, 35-37, 39, 43, 45, 47, 49, 50, 52-66,
D5/99; D2/749, 994; D6/582, 583, 595,
D6/596, 598, 603-606, 608, 613-616, 617,
D6/619, 622; D7/396.4, 396.5; D24/124-126;
D25/142, 152; 5/413 AM, 709; 156/148,
156/209; 162/134, 140, 231; 428/17, 18,
428/151, 154, 156, 171, 187, 198, 199, 540,
428/542.2, 542.6, 919, 904.4

See application file for complete search history.

(56) **References Cited**

U.S. PATENT DOCUMENTS

D63,341 S *	11/1923	Vandergaw et al.	D5/57
D66,341 S	12/1924	Vandergaw et al.	
D73,599 S	10/1927	Day	
1,861,003 A *	5/1932	Foster	428/88
D89,238 S	2/1933	Juestrich	
2,233,592 A	3/1941	Dunajeff	
D127,741 S *	6/1941	Sussberg	D5/63
D183,057 S	6/1958	McCord	
D259,219 S	5/1981	Bates et al.	
D382,162 S	8/1997	Ertolacci et al.	
D384,210 S	9/1997	du Grosriez	
D395,955 S *	7/1998	du Grosriez	D5/57
D425,354 S	5/2000	Rogers et al.	
D427,472 S	7/2000	Rogers et al.	

D440,773 S	4/2001	Rogers et al.	
6,235,373 B1 *	5/2001	Graff	428/172
6,261,666 B1	7/2001	Enderby et al.	
D451,682 S	12/2001	Jahner et al.	
6,461,720 B1	10/2002	Graff	
D465,093 S	11/2002	Jahner et al.	
D465,338 S	11/2002	Jahner et al.	
6,680,102 B2	1/2004	Graff	
D494,766 S	8/2004	Boerschinger et al.	
D502,004 S	2/2005	Olson et al.	
D504,236 S	4/2005	Olson et al.	
D508,613 S *	8/2005	Knobloch et al.	D5/57
D516,822 S *	3/2006	Enderby	D5/57
D518,965 S *	4/2006	Enderby	D5/57
D521,250 S *	5/2006	Knobloch et al.	D5/53
D521,251 S *	5/2006	Enderby	D5/57
D527,910 S *	9/2006	Enderby	D5/57
2003/0021953 A1	1/2003	Graff	
2003/0021954 A1	1/2003	Graff	
2004/0084167 A1	5/2004	Vinson et al.	

* cited by examiner

Primary Examiner—Gary D. Watson
Assistant Examiner—Karen Acker
(74) *Attorney, Agent, or Firm*—Amster, Rothstein & Ebenstein LLP

(57) **CLAIM**

The ornamental design for a surface pattern for a paper product, as shown and described.

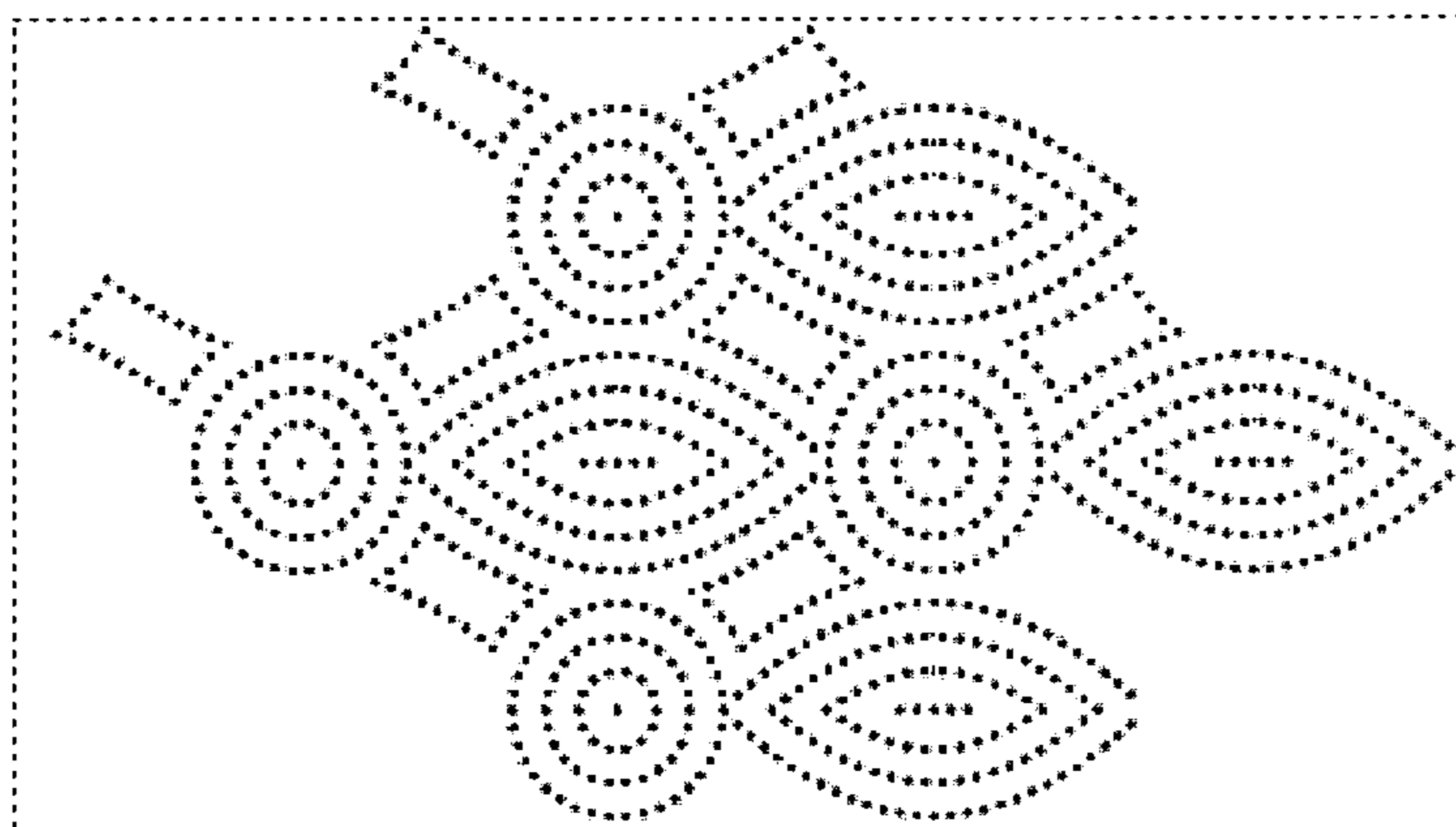
DESCRIPTION

FIG. 1 is a plan view of one side of the surface pattern for a paper product showing our new design; and,

FIG. 2 is another plan view showing the surface pattern for a paper product from a position opposite to that shown in FIG. 1.

The broken lines shown around the borders of FIGS. 1-2 merely indicate that the paper product has a specific length and width, and that the claimed design repeats uniformly throughout the length and width of the paper product. The broken lines do not form part of the claimed design.

1 Claim, 2 Drawing Sheets



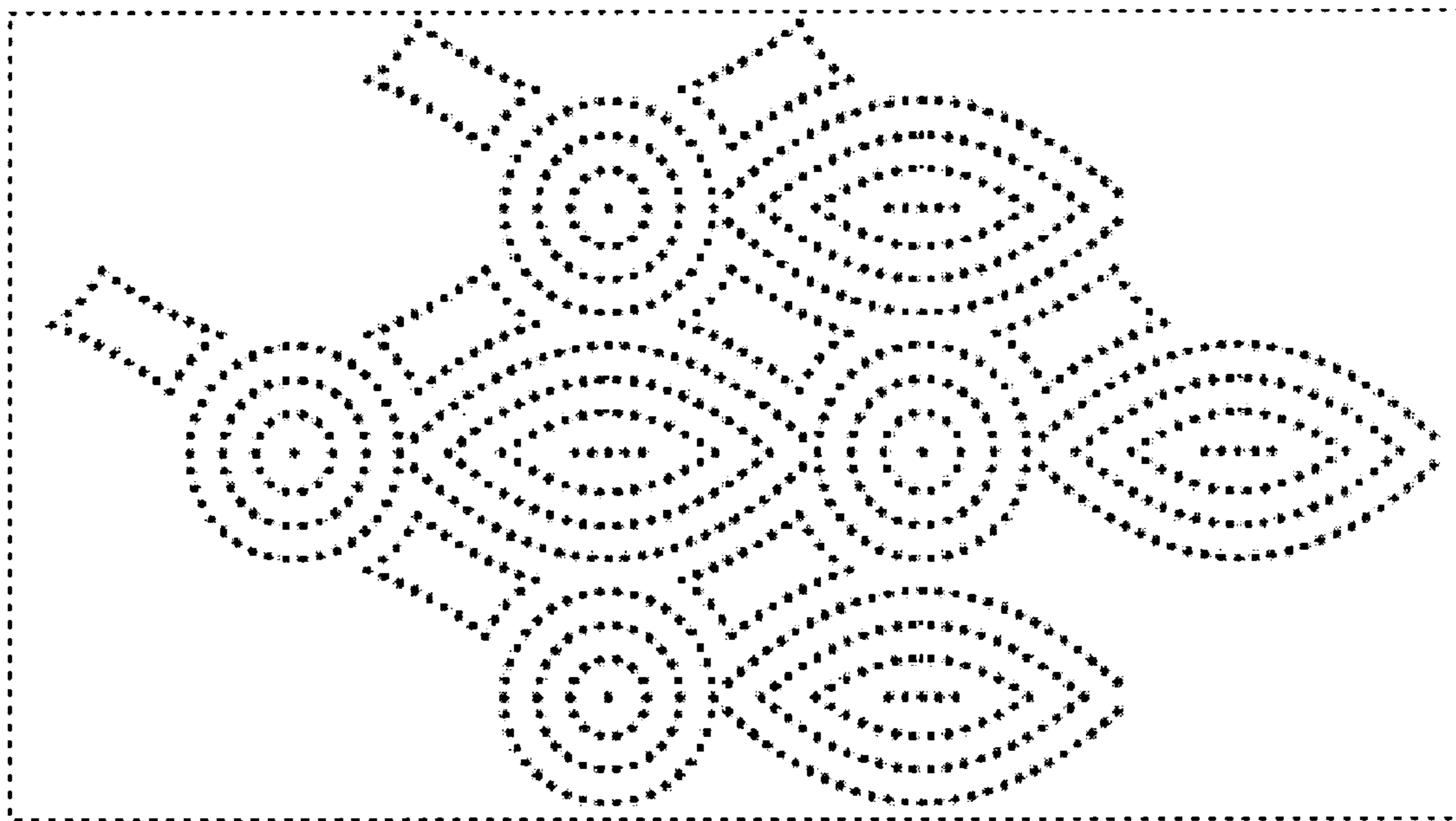


FIG. 1

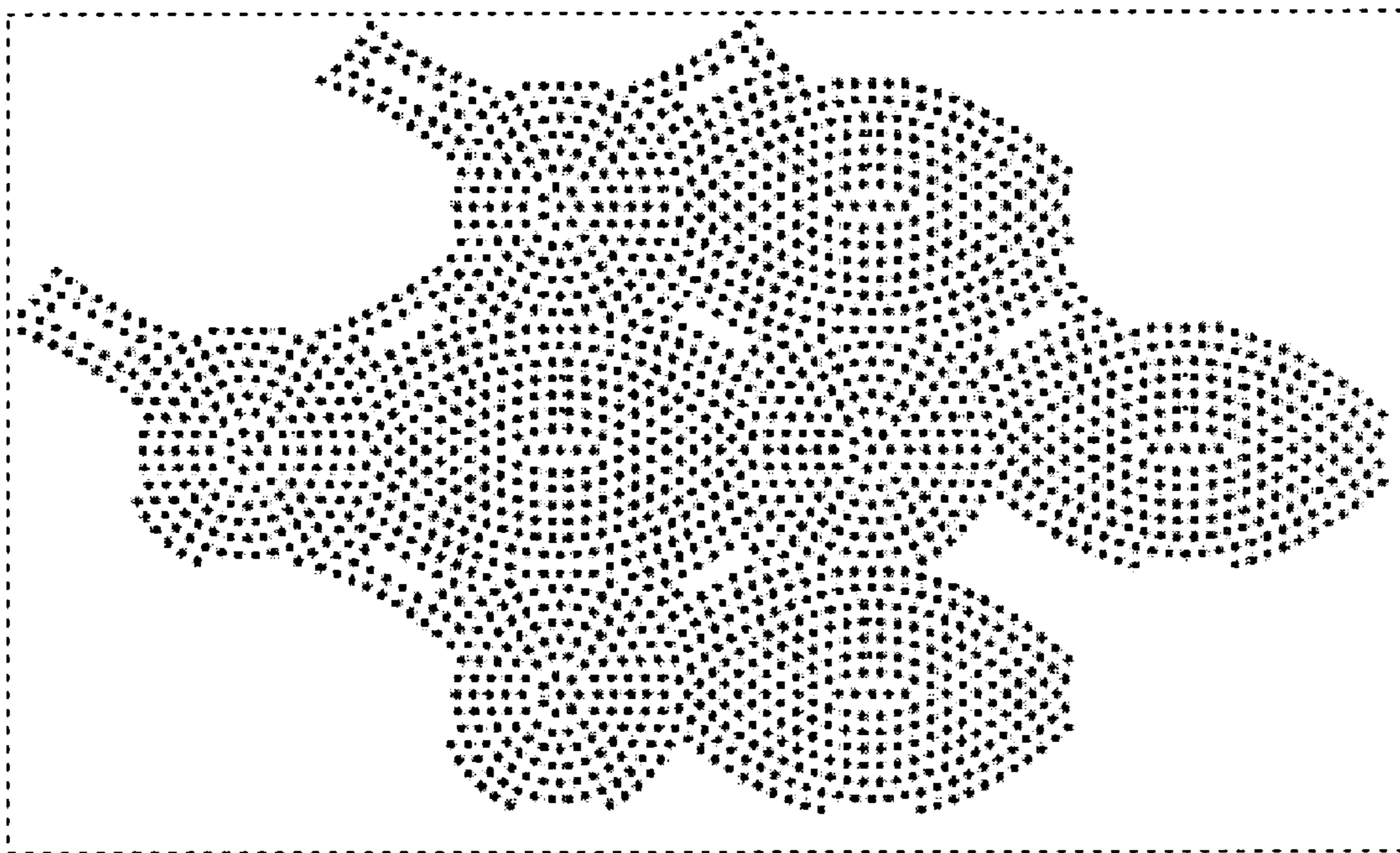


FIG. 2