



US00D561479S

(12) **United States Design Patent** (10) **Patent No.:** **US D561,479 S**
Bridges et al. (45) **Date of Patent:** **** Feb. 12, 2008**

(54) **NONWOVEN FABRIC**

(75) Inventors: **Clifford Bridges**, Greensboro, NC
(US); **Maura Jurgrau**, New York, NY
(US)

(73) Assignee: **Polymer Group, Inc.**, Charlotte, NC
(US)

(**) Term: **14 Years**

(21) Appl. No.: **29/283,636**

(22) Filed: **Aug. 20, 2007**

Related U.S. Application Data

(62) Division of application No. 29/249,954, filed on Oct. 27, 2006.

(51) **LOC (8) Cl.** **05-06**

(52) **U.S. Cl.** **D5/53; D5/56; D5/58**

(58) **Field of Classification Search** D5/1-3,
D5/5, 7, 8, 11, 13-16, 19, 20, 23-28, 30,
D5/32, 35-37, 39, 43, 45, 47, 49, 50, 52-66,
D5/99; D2/749, 994; D6/582, 583, 595,
D6/596, 598, 603-606, 608, 613-616, 617,
D6/619, 622; D7/396.4, 396.5; D24/124-126;
D25/142, 152; 5/413 AM, 709; 156/148,
156/209; 162/134, 140, 231; 428/17, 18,
428/151, 154, 156, 171, 187, 198, 199, 540,
428/542.2, 542.6, 919, 904.4

See application file for complete search history.

(56) **References Cited**

U.S. PATENT DOCUMENTS

D65,939 S *	11/1924	Vandergaw et al.	D5/7
D123,730 S *	11/1940	Colwell	D5/59
D132,039 S *	4/1942	Zimmerman	D5/37
D140,475 S *	2/1945	Frischer	D5/53
D298,587 S *	11/1988	Peddada	D5/53
D298,590 S *	11/1988	Drew et al.	D5/53

D309,380 S *	7/1990	Barger et al.	D5/62
D323,977 S *	2/1992	Etro	D9/704
D332,875 S *	2/1993	Shufelt et al.	D5/53
D383,310 S *	9/1997	Springer	D5/37
D385,707 S *	11/1997	Kopacz et al.	D5/53
D390,363 S *	2/1998	Baum et al.	D5/53
6,106,928 A *	8/2000	Laurent et al.	428/152
6,235,373 B1 *	5/2001	Graff	428/172
6,673,417 B1 *	1/2004	Gudet	428/156
2003/0031831 A1 *	2/2003	Donarumia	428/156
2003/0148076 A1 *	8/2003	Huang	428/196
2004/0191486 A1 *	9/2004	Underhill et al.	428/174
2006/0011316 A1 *	1/2006	Kressner et al.	162/134

* cited by examiner

Primary Examiner—T. Chase Nelson

Assistant Examiner—Karen Acker

(74) *Attorney, Agent, or Firm*—Kilyk & Bowersox, PLLC;
Valerie Calloway

(57) **CLAIM**

The ornamental design for a nonwoven fabric, as shown and described.

DESCRIPTION

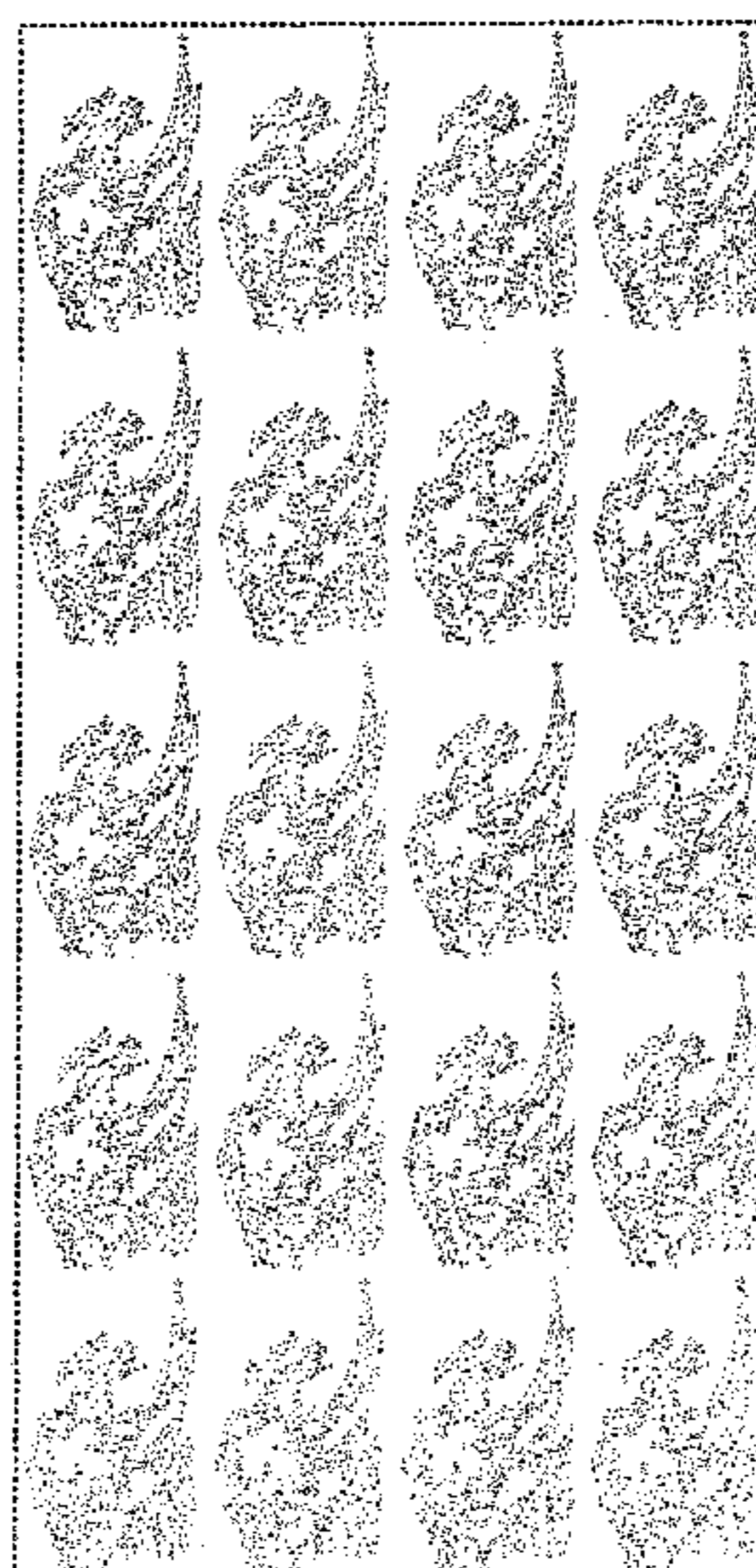
FIG. 1 is a top plan view of a nonwoven fabric showing our new design; and,

FIG. 2 is an isometric view thereof.

The outer broken line boundaries in FIGS. 1 and 2 depicting the boundaries of the claimed design indicate that a specific length and width form no part of the claimed design and are for illustrative purposes only, forming no part of the claimed design. The pattern repeats uniformly throughout the length and width of the fabric.

The bottom and side edge surfaces of the nonwoven fabric that are not shown in the drawings or described in the specification form no part of the claimed design.

1 Claim, 2 Drawing Sheets



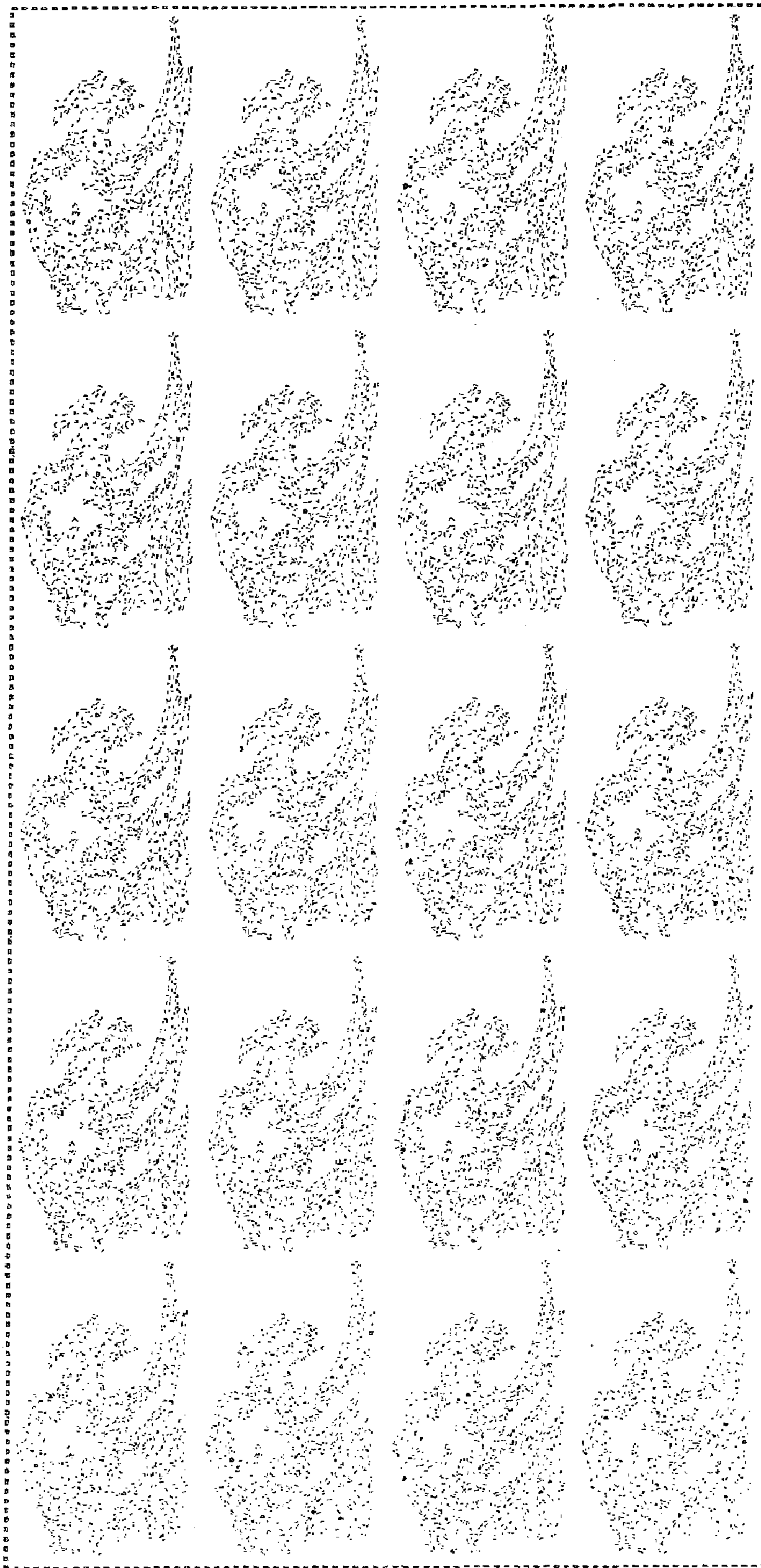


FIG. 1

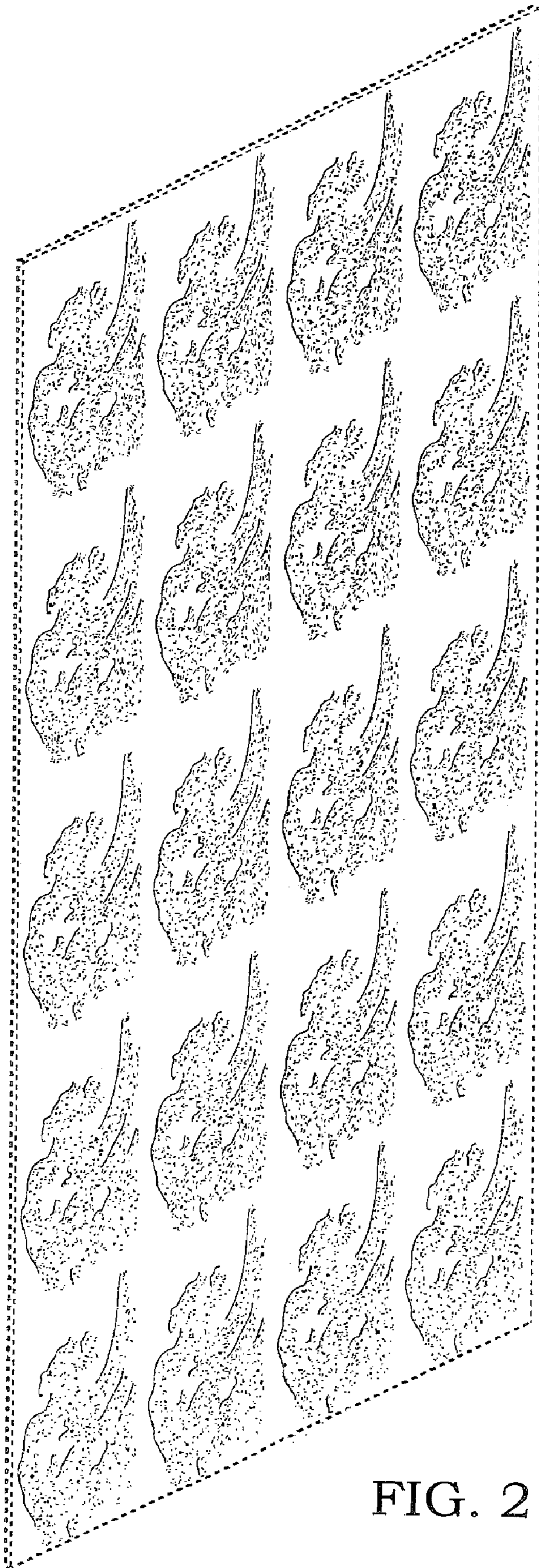


FIG. 2