



US00D561477S

(12) **United States Design Patent**  
**Zemel**

(10) **Patent No.:** **US D561,477 S**

(45) **Date of Patent:** **\*\* Feb. 12, 2008**

(54) **BARBECUE GRILL CLEANER**

(75) Inventor: **Marc Zemel**, Melville, NY (US)

(73) Assignee: **Mr. Bar-B-Q-, Inc.**, Old Bethpage, NY (US)

(\*\*) Term: **14 Years**

(21) Appl. No.: **29/295,548**

(22) Filed: **Oct. 1, 2007**

**Related U.S. Application Data**

(62) Division of application No. 29/277,968, filed on Mar. 15, 2007.

(51) **LOC (8) Cl.** ..... **04-01**

(52) **U.S. Cl.** ..... **D4/138; D4/118; D4/132**

(58) **Field of Classification Search** ..... D4/116,  
D4/118, 132-134, 136, 138; D7/393, 395,  
D7/401.2; D28/63; D32/42, 49, 51; 15/111,  
15/143.1, 159.1, 160, 236.01, 236.07, 236.08,  
15/209.1, 210.1, 229.13, 244.1; 16/430,  
16/431; D8/107, 300, 303; D30/158; 119/600,  
119/612, 615, 633, 664

See application file for complete search history.

(56) **References Cited**

**U.S. PATENT DOCUMENTS**

D163,271 S 5/1951 Gibo  
D227,623 S 7/1973 Spydevoid  
D229,619 S 12/1973 Sleith  
4,516,870 A 5/1985 Nakazato

D288,989 S \* 3/1987 Camardello ..... D4/138  
D303,323 S \* 9/1989 Saunders ..... D4/138  
D344,634 S 3/1994 Berti  
5,373,600 A 12/1994 Stojanovski et al.  
D392,104 S 3/1998 Berti  
6,061,862 A 5/2000 Whitaker  
D455,272 S 4/2002 Zemel  
D502,001 S 2/2005 Hay  
D532,609 S 11/2006 Zemel

\* cited by examiner

*Primary Examiner*—Cathron Brooks  
*Assistant Examiner*—Lavone D. Tabor

(74) *Attorney, Agent, or Firm*—Seth Natter; Natter & Natter

(57) **CLAIM**

The ornamental design for a barbecue grill cleaner, as shown and described.

**DESCRIPTION**

FIG. 1 is a perspective view of a barbecue grill cleaner showing my new design;

FIG. 2 is a front elevational view thereof;

FIG. 3 is a side elevational view thereof;


FIG. 4 is a rear elevational view thereof;


FIG. 5 is a top plan view thereof; and,

FIG. 6 is a bottom view thereof.

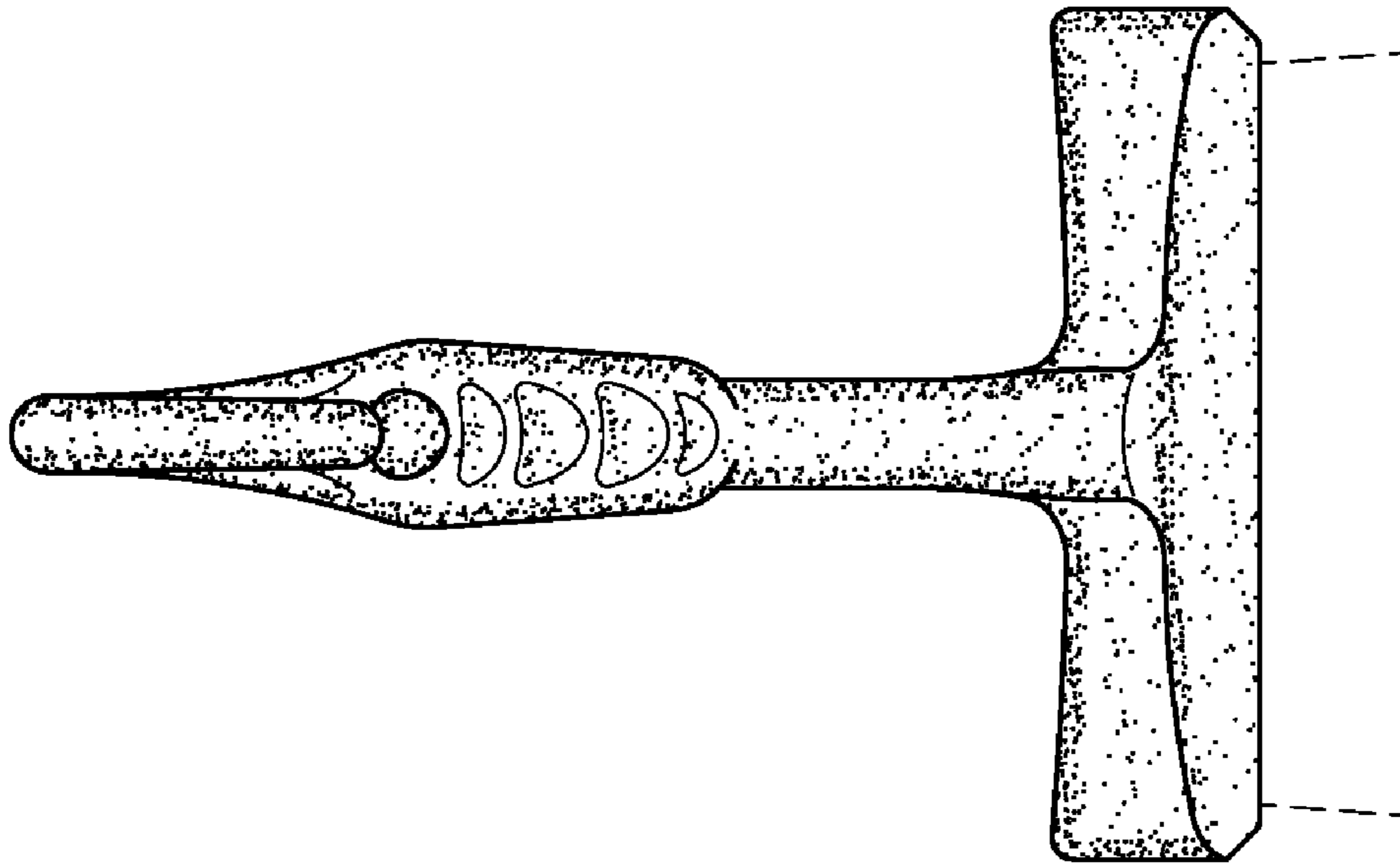
The side elevational view not illustrated is a mirror image of the side elevational view illustrated in FIG. 3 and the broken line showings form no part of the claimed design.

**1 Claim, 4 Drawing Sheets**

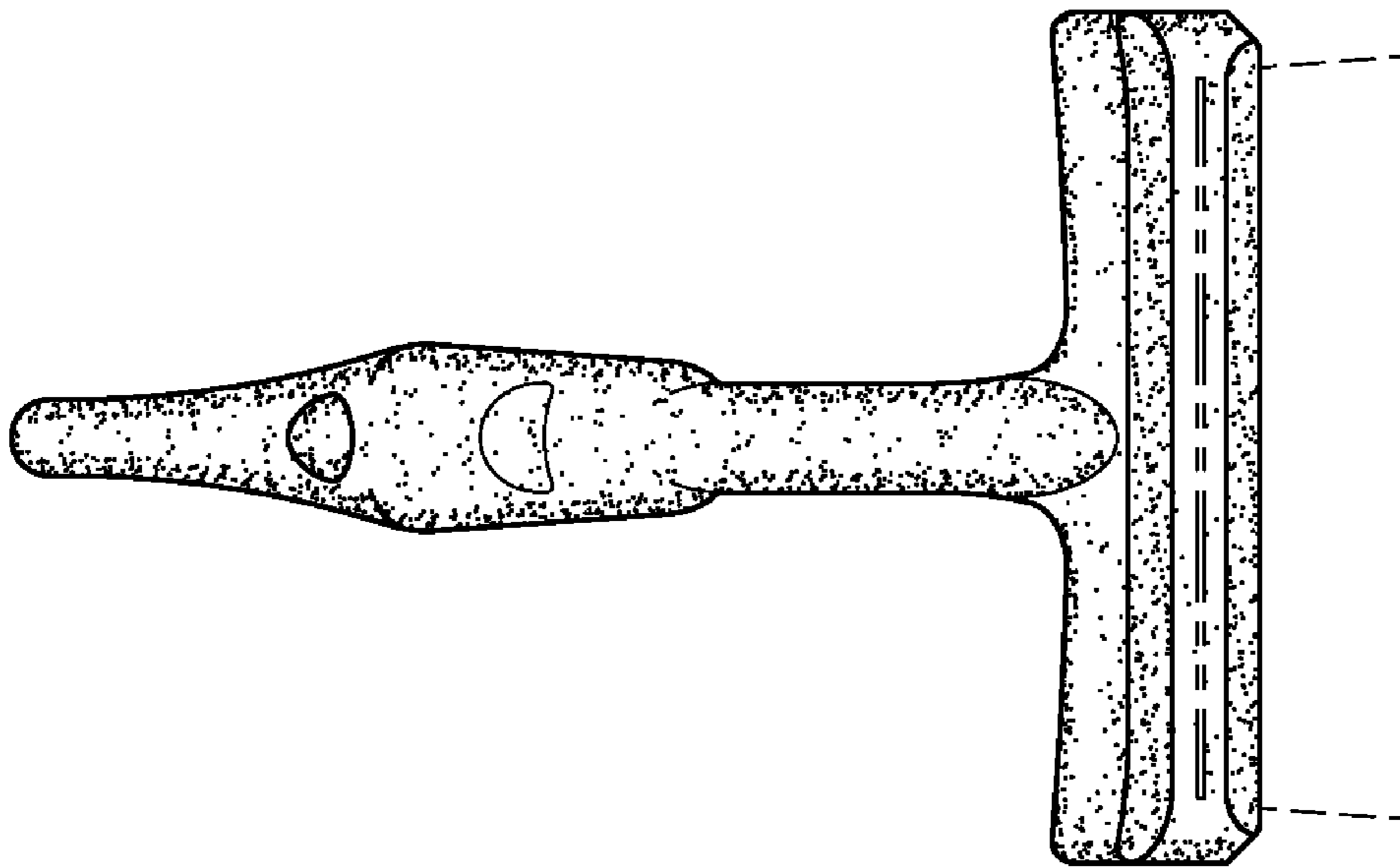




*Fig. 1*



*Fig. 4*



*Fig. 2*

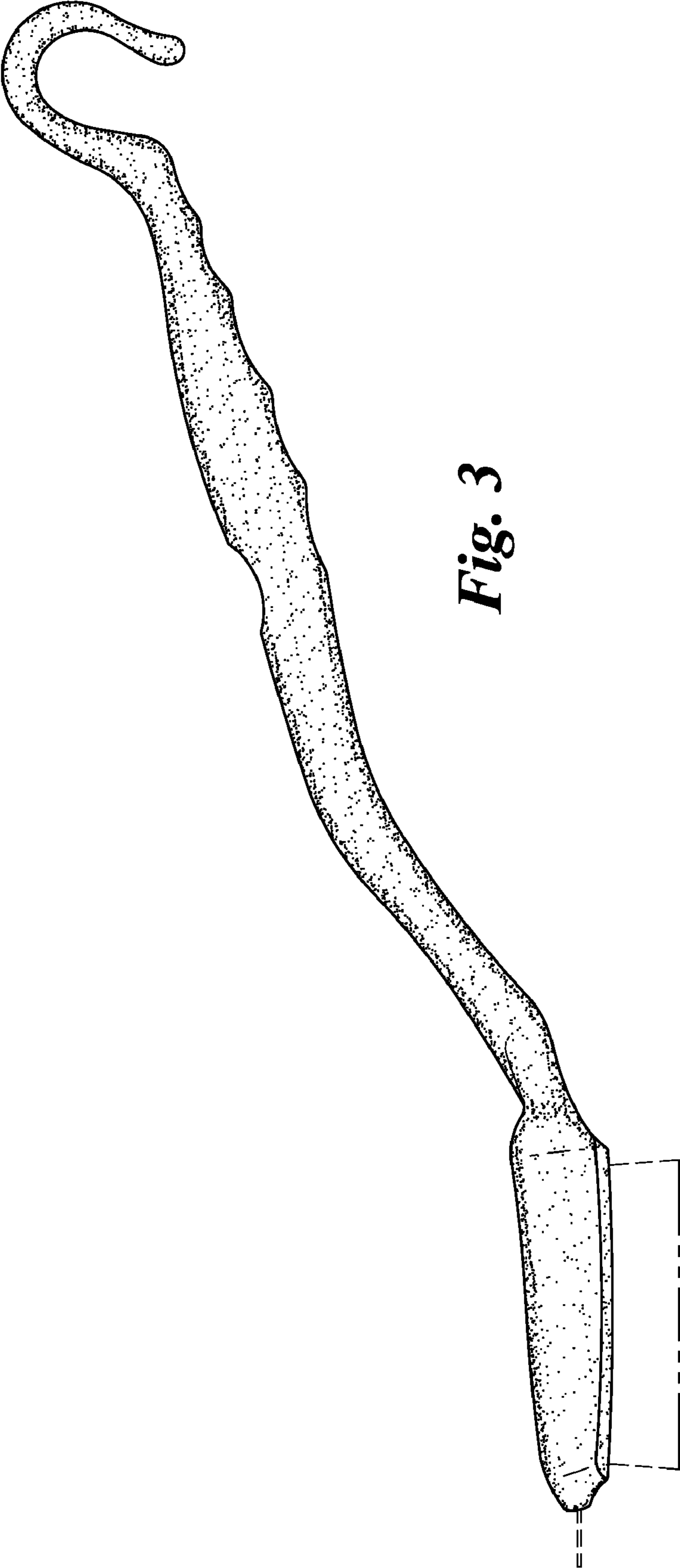
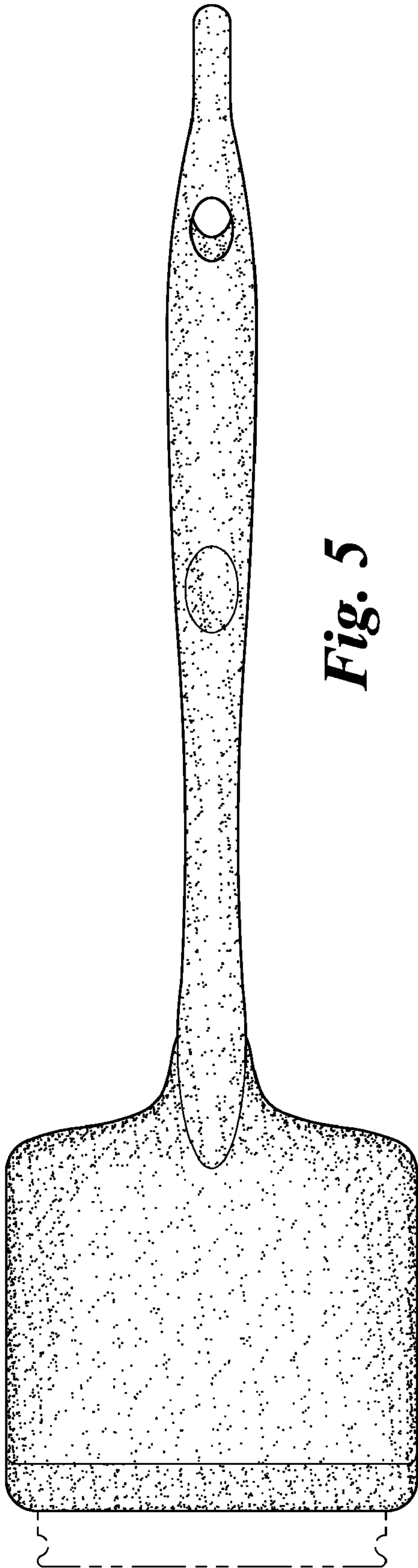
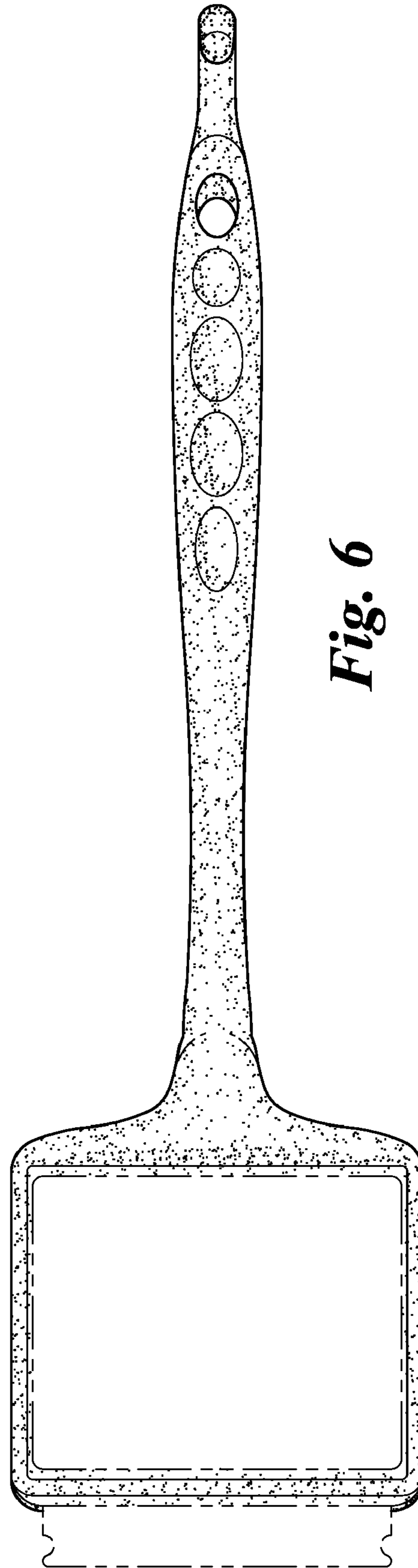


Fig. 3



*Fig. 5*



*Fig. 6*