



US00D561458S

(12) **United States Design Patent**
Belley et al.

(10) **Patent No.:** **US D561,458 S**

(45) **Date of Patent:** **** Feb. 12, 2008**

(54) **FOOTWEAR UPPER**

(75) Inventors: **Manon Belley**, Laval (CA); **Julie St-Louis**, Montreal (CA); **Carl A. Blakeslee**, Portland, OR (US)

(73) Assignee: **Wolverine World Wide, Inc.**, Rockford, MI (US)

(**) Term: **14 Years**

(21) Appl. No.: **29/286,775**

(22) Filed: **May 17, 2007**

(51) **LOC (8) Cl.** **02-99**

(52) **U.S. Cl.** **D2/969; D2/917**

(58) **Field of Classification Search** D2/969,
D2/916, 917, 918, 919, 946, 972; 36/3 A,
36/8.1, 11.5, 45

See application file for complete search history.

(56) **References Cited**

U.S. PATENT DOCUMENTS

D332,515 S	*	1/1993	Middleton	D2/917
D417,947 S		12/1999	Lavertue et al.		
D448,542 S	*	10/2001	Bryant	D2/917
D450,177 S	*	11/2001	Boncutter	D2/917
D450,178 S	*	11/2001	Boncutter	D2/917
D461,301 S	*	8/2002	Urie	D2/969
D461,949 S		8/2002	Urie et al.		
D479,038 S		9/2003	Belley et al.		
D481,857 S		11/2003	Robbins		
D481,861 S		11/2003	Robbins		
D486,628 S		2/2004	Le et al.		
D504,010 S		4/2005	Le et al.		
D504,211 S		4/2005	Matis		
D504,213 S		4/2005	Matis		
D504,556 S		5/2005	Robbins et al.		
D504,557 S		5/2005	Bandini et al.		

D504,558 S	5/2005	Le et al.
D505,001 S	5/2005	Robbins et al.
D506,600 S	6/2005	Robbins et al.
D516,789 S	3/2006	Le et al.
D528,746 S	9/2006	Belley et al.
D534,340 S	1/2007	Belley et al.
D534,715 S	1/2007	Belley et al.
D535,090 S	1/2007	Belley et al.
D535,464 S	1/2007	Belley et al.

* cited by examiner

Primary Examiner—Stella M. Reid

Assistant Examiner—Rashida C. McCoy

(74) *Attorney, Agent, or Firm*—Warner Norcross & Judd LLP

(57) **CLAIM**

The ornamental design for footwear upper, as shown and described.

DESCRIPTION

FIG. 1 is a perspective view of the footwear upper embodying the new design;

FIG. 2 is an enlarged top plan view thereof;

FIG. 3 is a reduced right side view thereof;

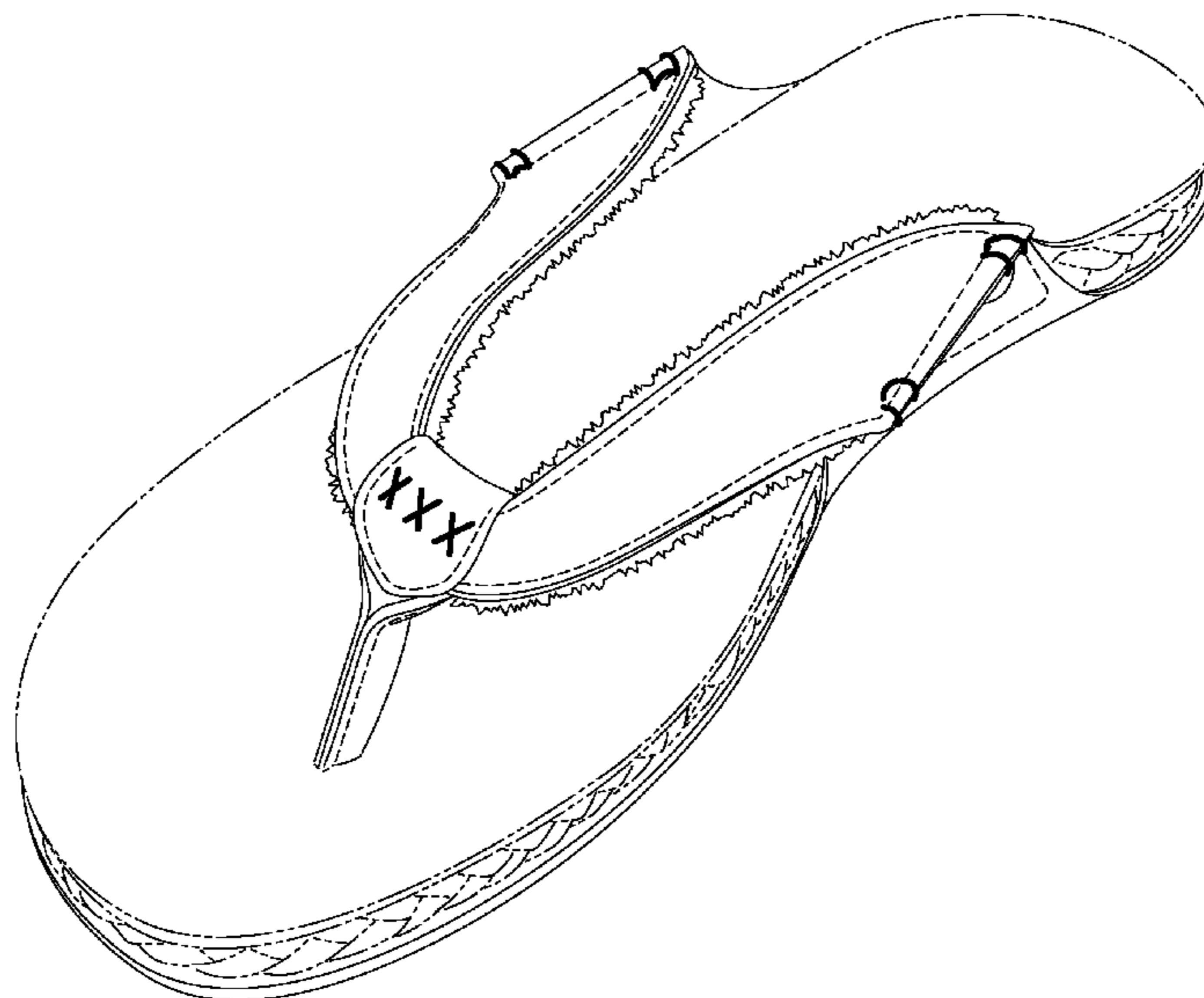
FIG. 4 is a reduced left side view thereof;

FIG. 5 is a front view thereof; and,

FIG. 6 is a rear view thereof.

FIGS. 1–6 show features of an article of footwear in phantom lines. These features are shown for environmental purposes and do not form any part of the claimed design. Further, the phantom lines immediately adjacent the solid-line portions of the design form the boundary of the design, with the phantom lines forming no part of the claimed design.

1 Claim, 4 Drawing Sheets



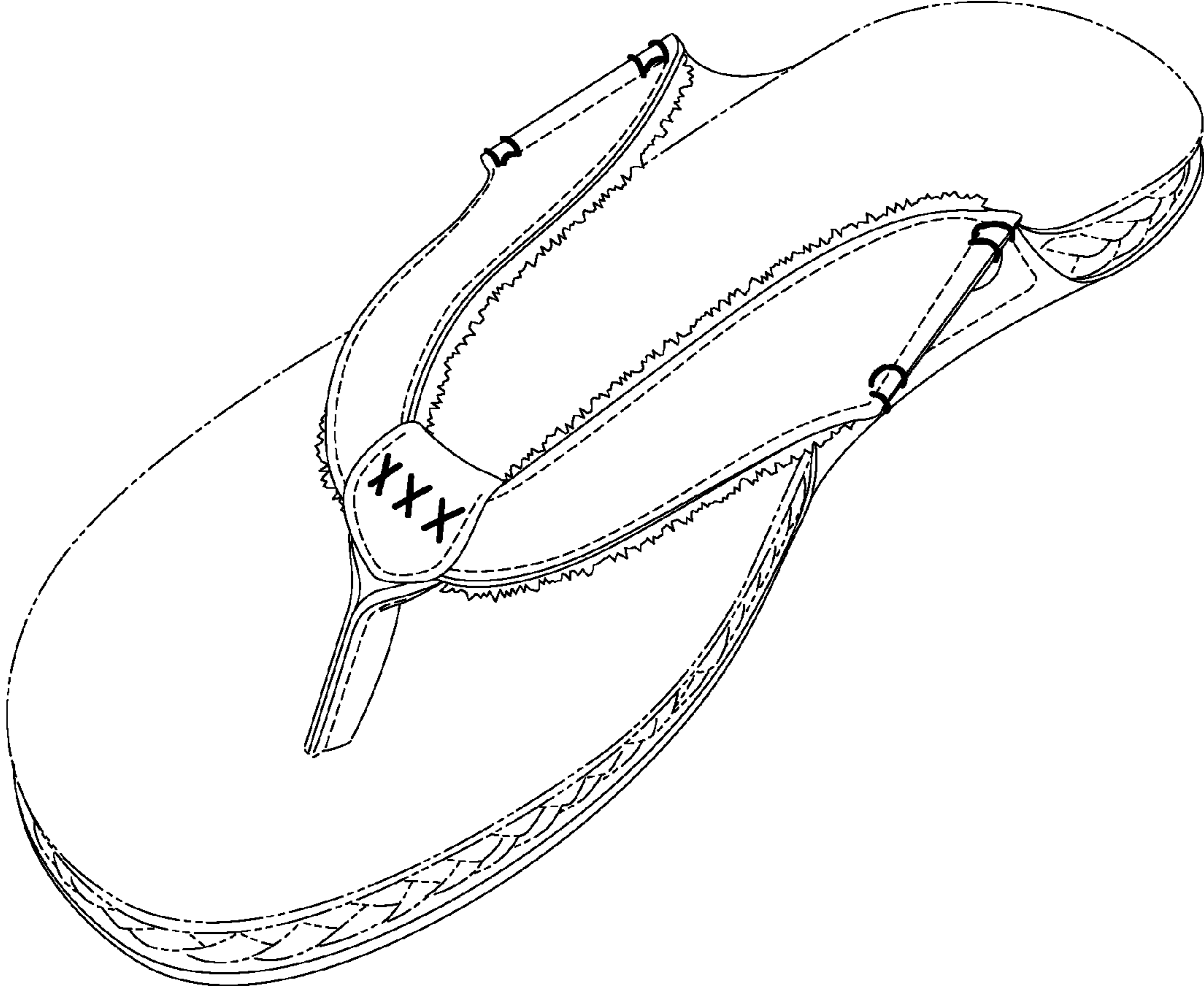


Fig. 1

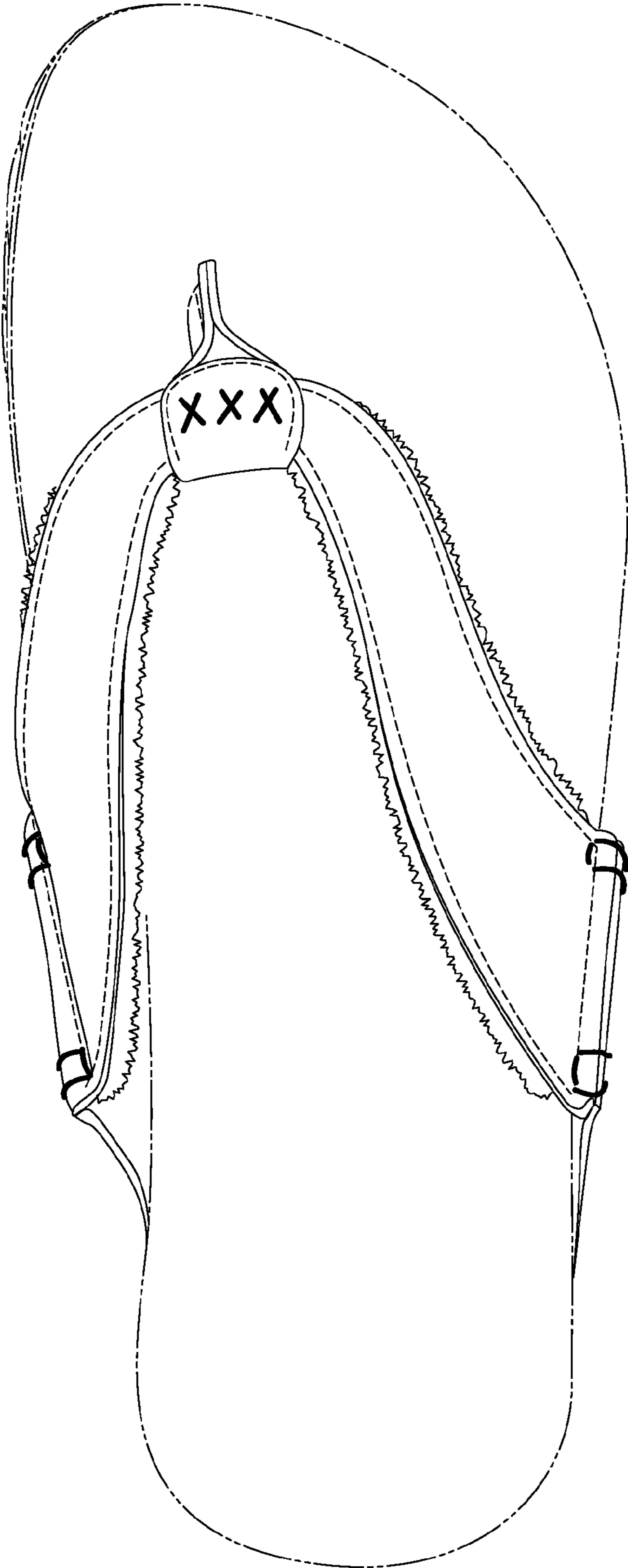


Fig. 2

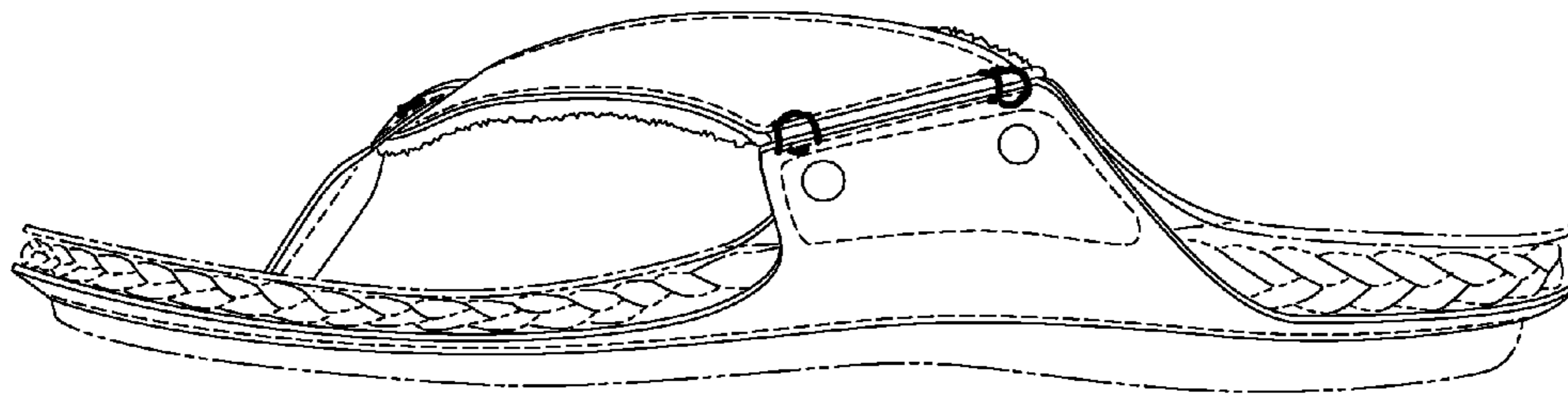


Fig. 3

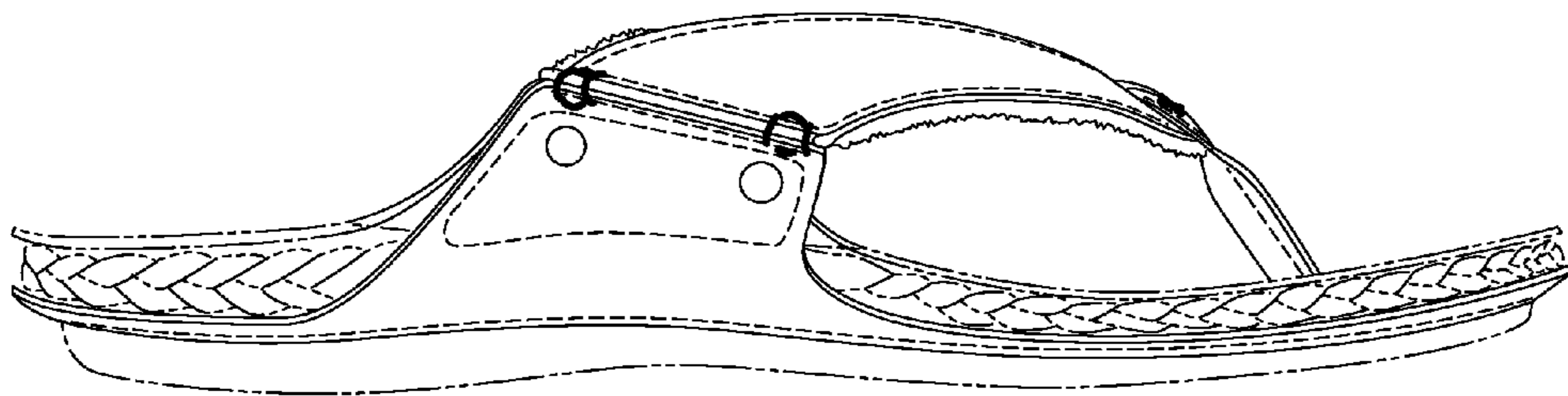


Fig. 4

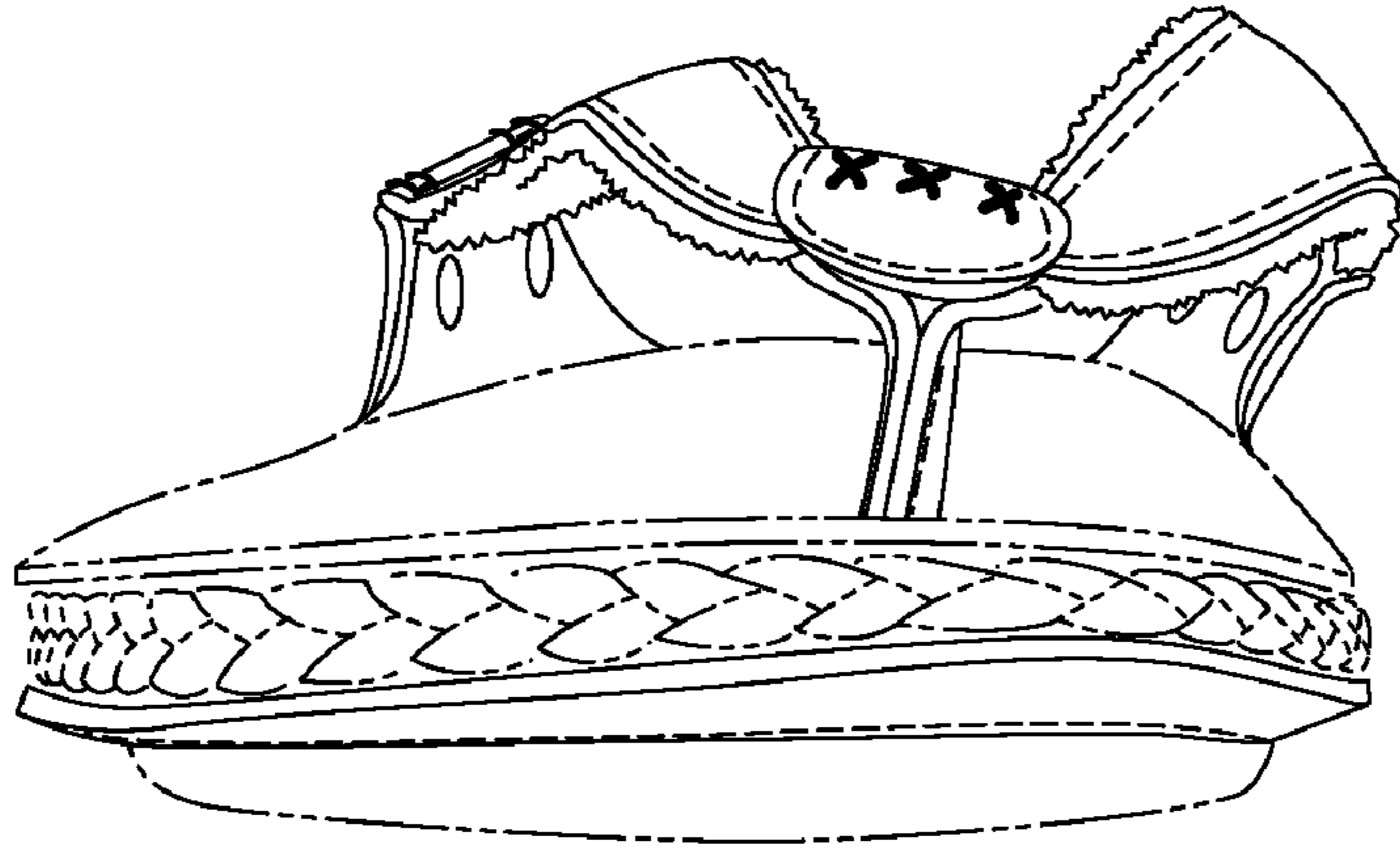


Fig. 5

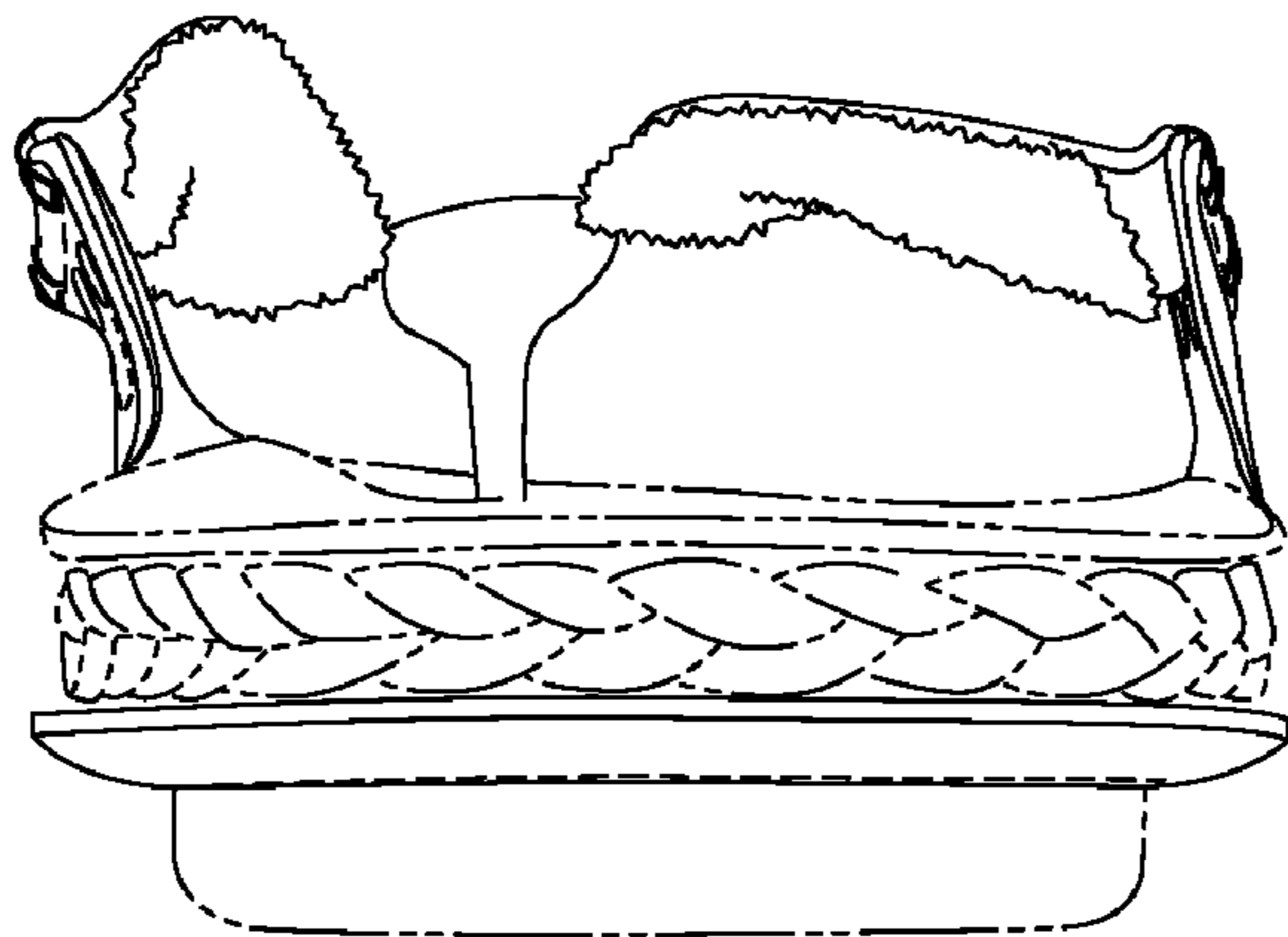


Fig. 6