



US00D561455S

(12) **United States Design Patent** (10) **Patent No.:** **US D561,455 S**
Belley et al. (45) **Date of Patent:** **** Feb. 12, 2008**

(54) **FOOTWEAR UPPER**
(75) Inventors: **Manon Belley**, Laval (CA); **Julie St-Louis**, Montreal (CA); **Martin W. F. Dean**, St. Albans (GB)
(73) Assignee: **Wolverine World Wide, Inc.**, Rockford, MI (US)

6,904,706 B2 * 6/2005 Jones et al. 36/11.5
D516,789 S 3/2006 Le et al.
D528,746 S 9/2006 Belley et al.
D534,340 S 1/2007 Belley et al.
D534,715 S 1/2007 Belley et al.
D535,090 S 1/2007 Belley et al.
D535,464 S 1/2007 Belley et al.

(**) Term: **14 Years**
(21) Appl. No.: **29/286,704**
(22) Filed: **May 17, 2007**

(51) **LOC (8) Cl.** **02-99**
(52) **U.S. Cl.** **D2/969; D2/917**
(58) **Field of Classification Search** D2/969,
D2/916, 917, 918, 919, 946, 972; 36/3 A,
36/8.1, 11.5, 45
See application file for complete search history.

OTHER PUBLICATIONS

Patagonia Spring 2007 Catalog, pp. 17, 18, 23-25.
* cited by examiner

Primary Examiner—Stella M. Reid
Assistant Examiner—Rashida C. McCoy
(74) *Attorney, Agent, or Firm*—Warner Norcross & Judd LLP

(57) **CLAIM**

The ornamental design for footwear upper, as shown and described.

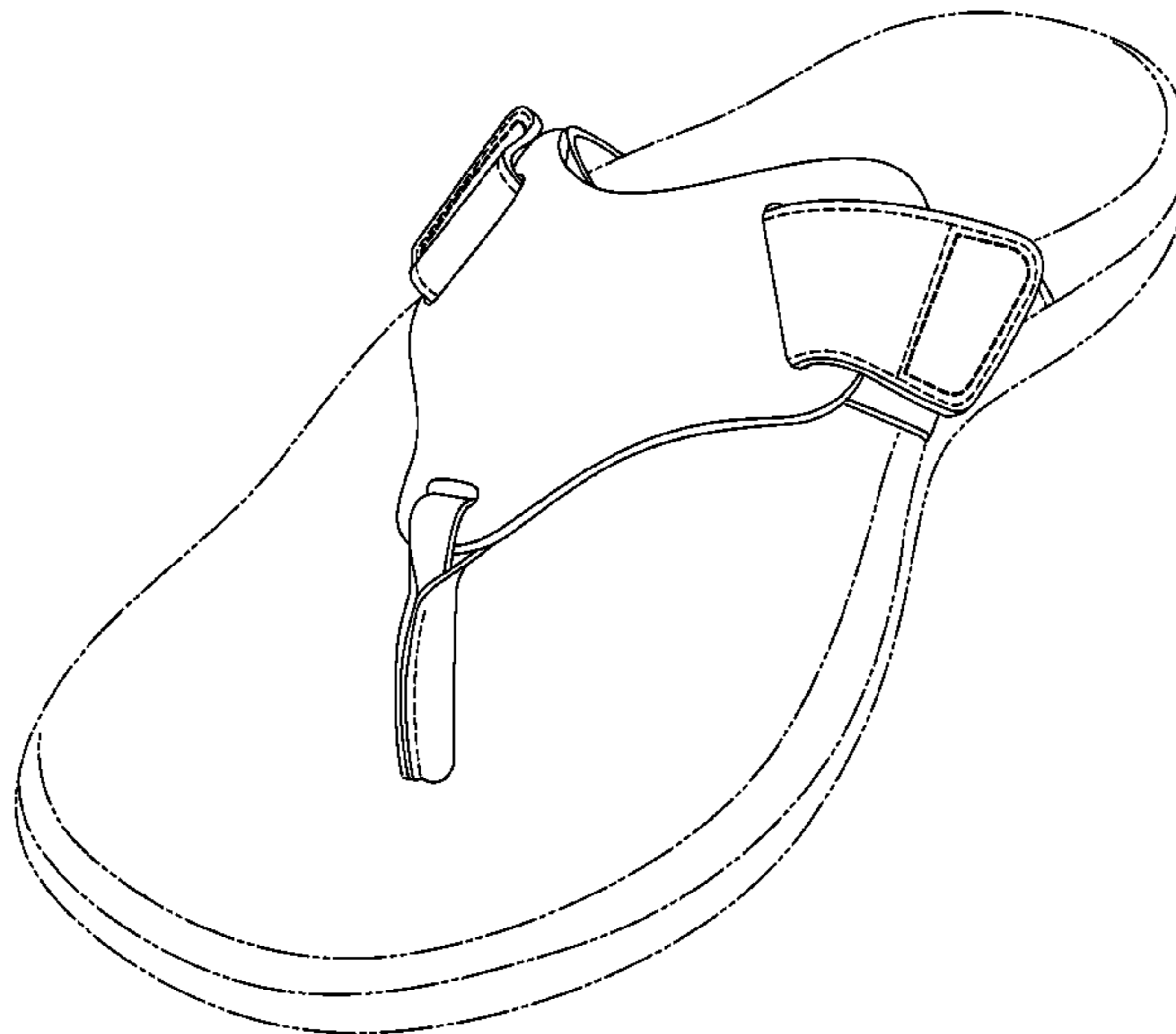
(56) **References Cited**
U.S. PATENT DOCUMENTS

3,698,107 A * 10/1972 Fukuoka 36/11.5
D332,515 S * 1/1993 Middleton D2/917
D417,947 S 12/1999 Lavertue et al.
D419,283 S * 1/2000 Coito D2/917
D461,301 S 8/2002 Urie
D461,949 S 8/2002 Urie et al.
D479,038 S 9/2003 Belley et al.
D481,857 S 11/2003 Robbins
D481,861 S 11/2003 Robbins
D486,628 S 2/2004 Le et al.
D504,010 S 4/2005 Le et al.
D504,211 S 4/2005 Matis
D504,213 S 4/2005 Matis
D504,556 S 5/2005 Robbins et al.
D504,557 S 5/2005 Bandini et al.
D504,558 S 5/2005 Le et al.
D505,001 S 5/2005 Robbins et al.
D506,600 S 6/2005 Robbins et al.

DESCRIPTION

FIG. 1 is a perspective view of the footwear upper embodying the new design;
FIG. 2 is an enlarged top plan view thereof;
FIG. 3 is a reduced right side view thereof;
FIG. 4 is a reduced left side view thereof;
FIG. 5 is a front view thereof; and,
FIG. 6 is a rear view thereof.
FIGS. 1–6 show features of an article of footwear in phantom lines. These features are shown for environmental purposes and do not form any part of the claimed design. Further, the phantom lines immediately adjacent the solid-line portions of the design form the boundary of the design, with the phantom lines forming no part of the claimed design.

1 Claim, 4 Drawing Sheets



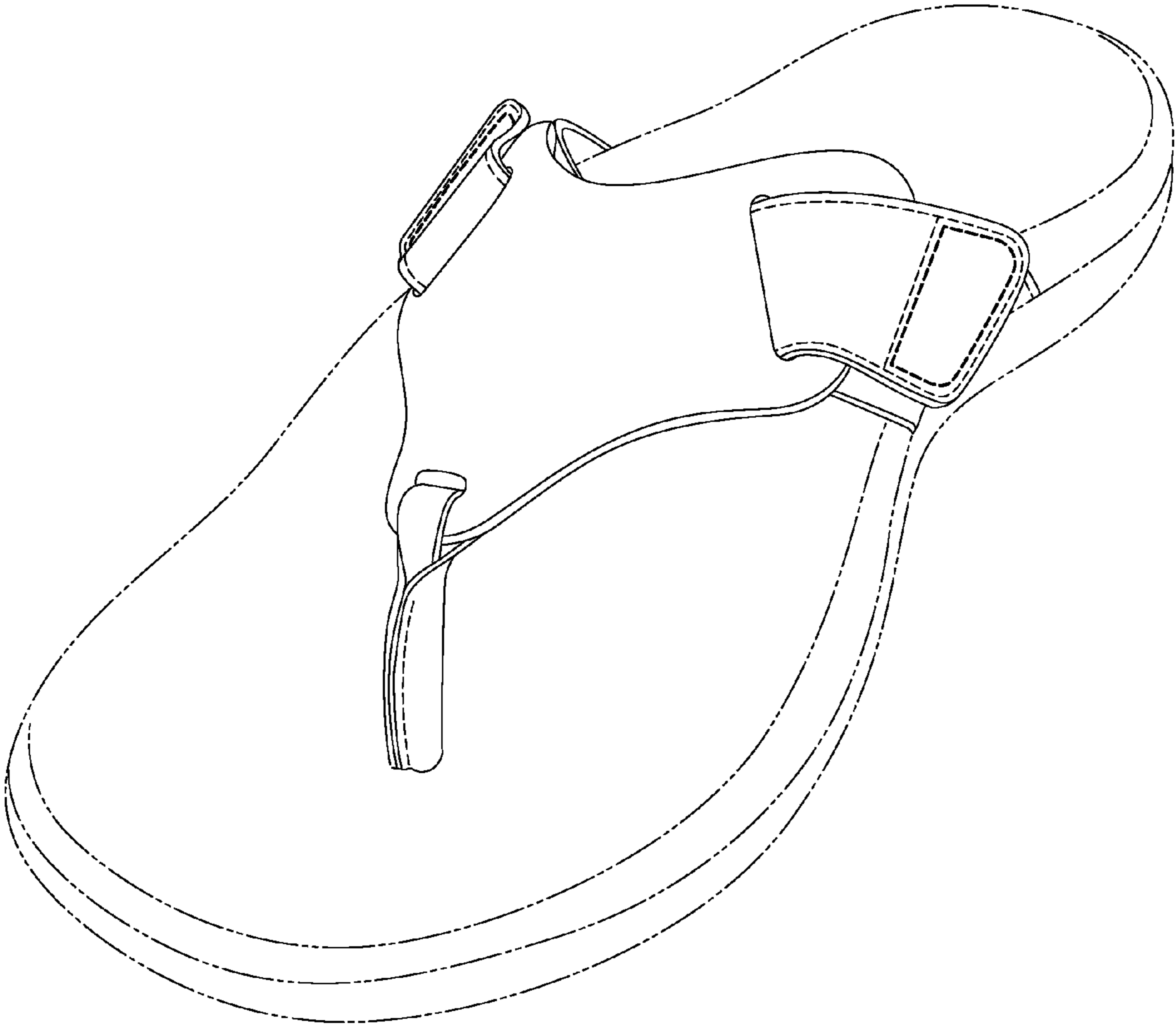


Fig. 1

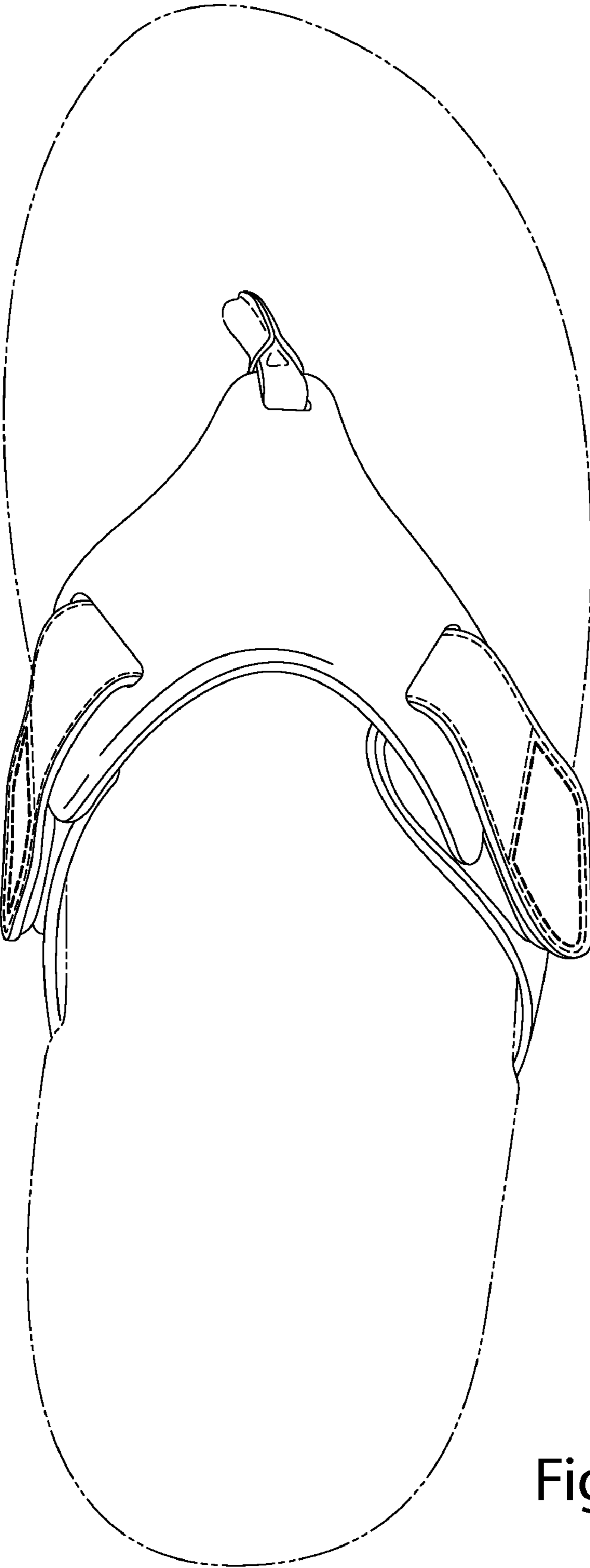


Fig. 2

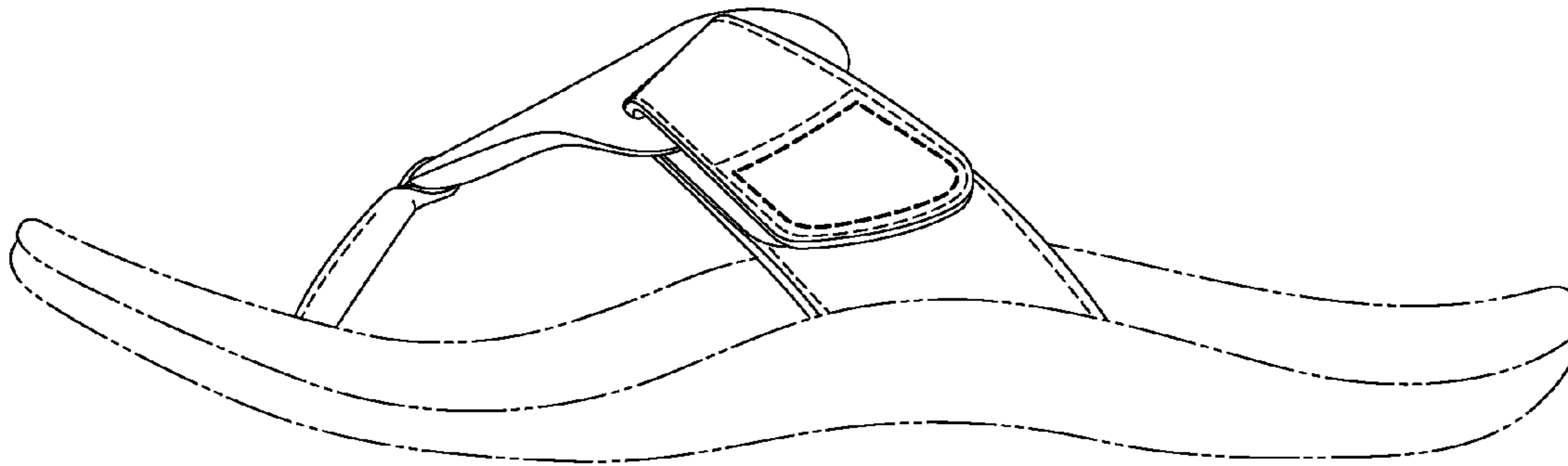


Fig. 3

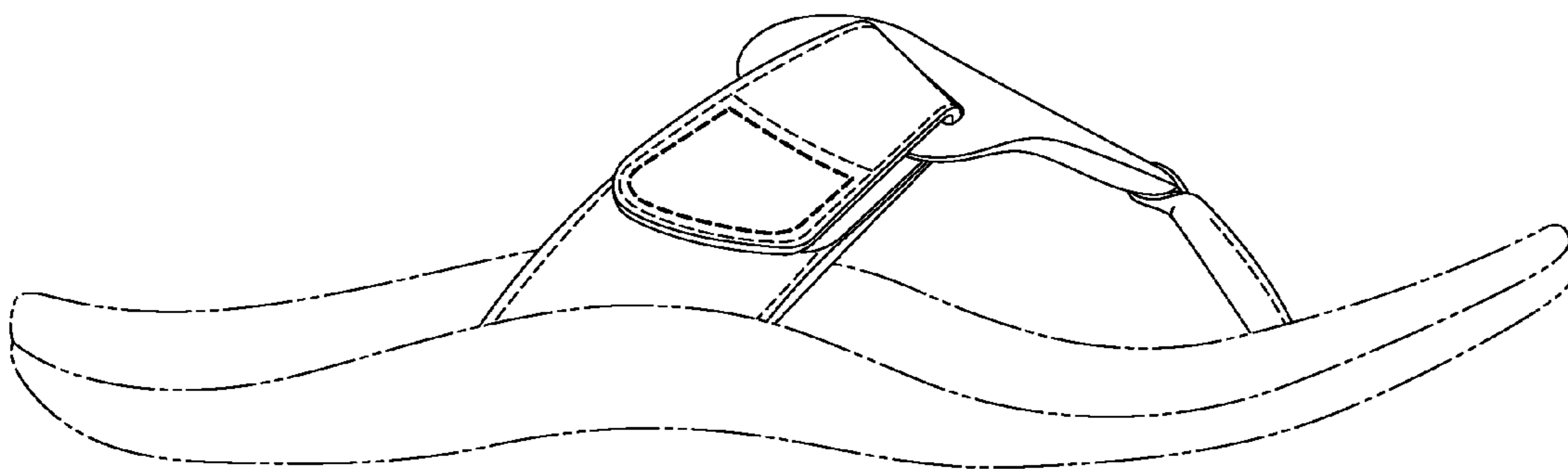


Fig. 4

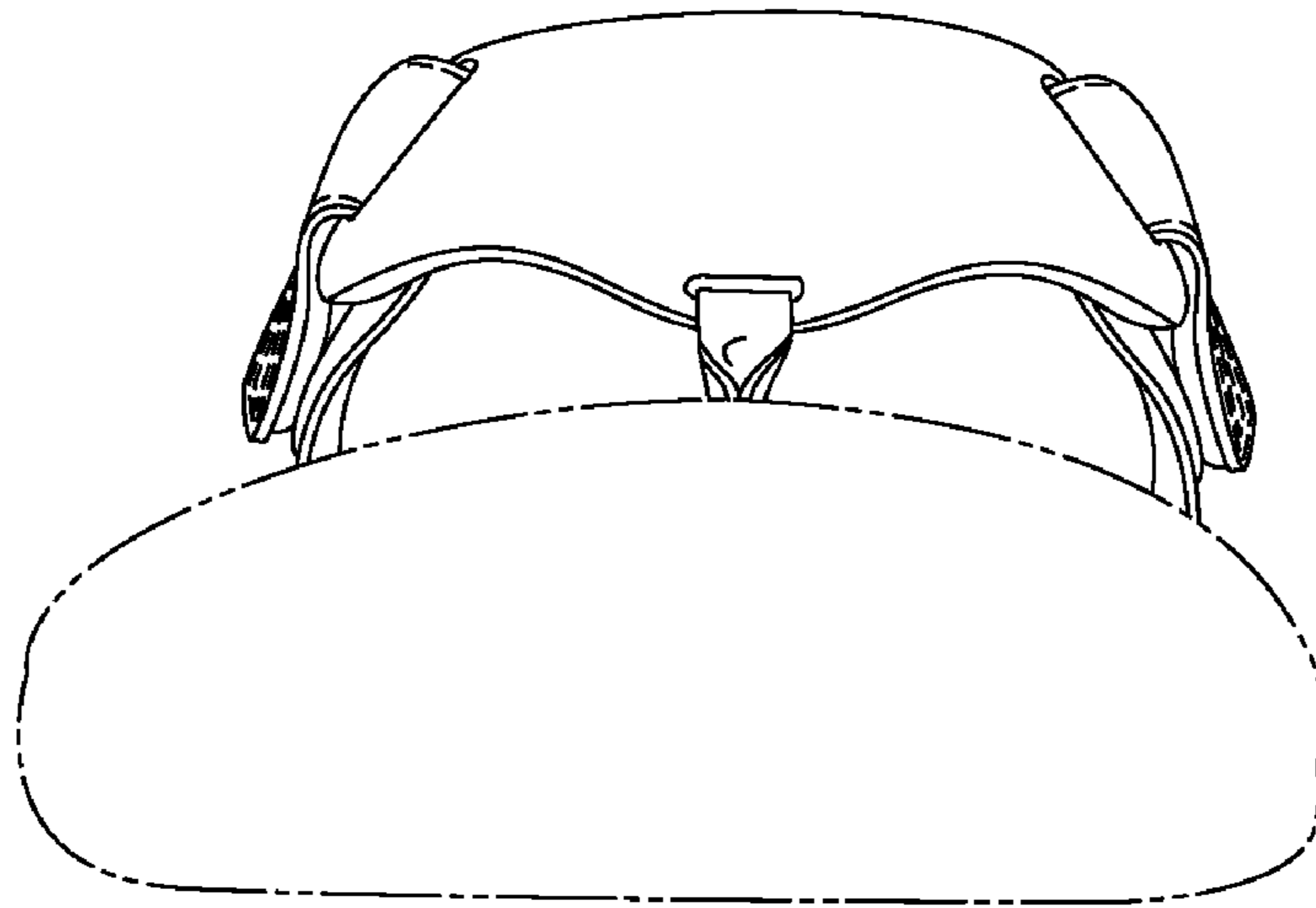


Fig. 5




Fig. 6