



US00D561449S

(12) **United States Design Patent**  
**James**

(10) **Patent No.:** **US D561,449 S**  
(45) **Date of Patent:** **\*\* Feb. 12, 2008**

(54) **FOOTWEAR**

D543,017 S \* 5/2007 Hulbert ..... D2/969  
D548,442 S \* 8/2007 Hulbert ..... D2/969

(75) Inventor: **Georgina Lisa James**, London (GB)

\* cited by examiner

(73) Assignee: **Lacoste Alligator S.A.**, Geneva (CH)

*Primary Examiner*—Dominic Simone

(\*\*) Term: **14 Years**

(74) *Attorney, Agent, or Firm*—Fross Zelnick Lehrman & Zissu, P.C.; Charles T. J. Weigell, Esq.

(21) Appl. No.: **29/265,507**

(22) Filed: **Sep. 1, 2006**

(57) **CLAIM**

The ornamental design for footwear, as shown and described.

(30) **Foreign Application Priority Data**

Mar. 3, 2006 (EM) ..... 000488895

**DESCRIPTION**

(51) **LOC (8) Cl.** ..... **02-99**

FIG. 1 is a front perspective view of a shoe showing my new footwear design;

(52) **U.S. Cl.** ..... **D2/969**

(58) **Field of Classification Search** ..... D2/902,  
D2/906–908, 943–945, 969, 972–974; 36/45,  
36/50.1, 77 M, 77 R, 83, 88, 113, 114, 126–129  
See application file for complete search history.

FIG. 2 is a front view of the footwear shown in FIG. 1;  
FIG. 3 is a left side view of the footwear shown in FIG. 1;  
FIG. 4 is a right side view of the footwear shown in FIG. 1;  
FIG. 5 is a rear view of the footwear shown in FIG. 1;  
FIG. 6 is a top view of the footwear shown in FIG. 1; and,  
FIG. 7 is a bottom view of the footwear shown in FIG. 1.

(56) **References Cited**




**U.S. PATENT DOCUMENTS**

D475,186 S \* 6/2003 Shea et al. .... D2/969  
D492,098 S \* 6/2004 Magro ..... D2/907  
D517,298 S \* 3/2006 James ..... D2/969  
D531,792 S \* 11/2006 Roulo ..... D2/972  
D534,712 S \* 1/2007 Darby, II ..... D2/896  
D535,092 S \* 1/2007 Edwards ..... D2/969  
D536,164 S \* 2/2007 Wilkenfeld ..... D2/969

The broken line showing of the sole is for illustrative purposes only and forms no part of the claimed design.

The dotted lines other than those representing the sole are understood to represent stitching.

**1 Claim, 7 Drawing Sheets**



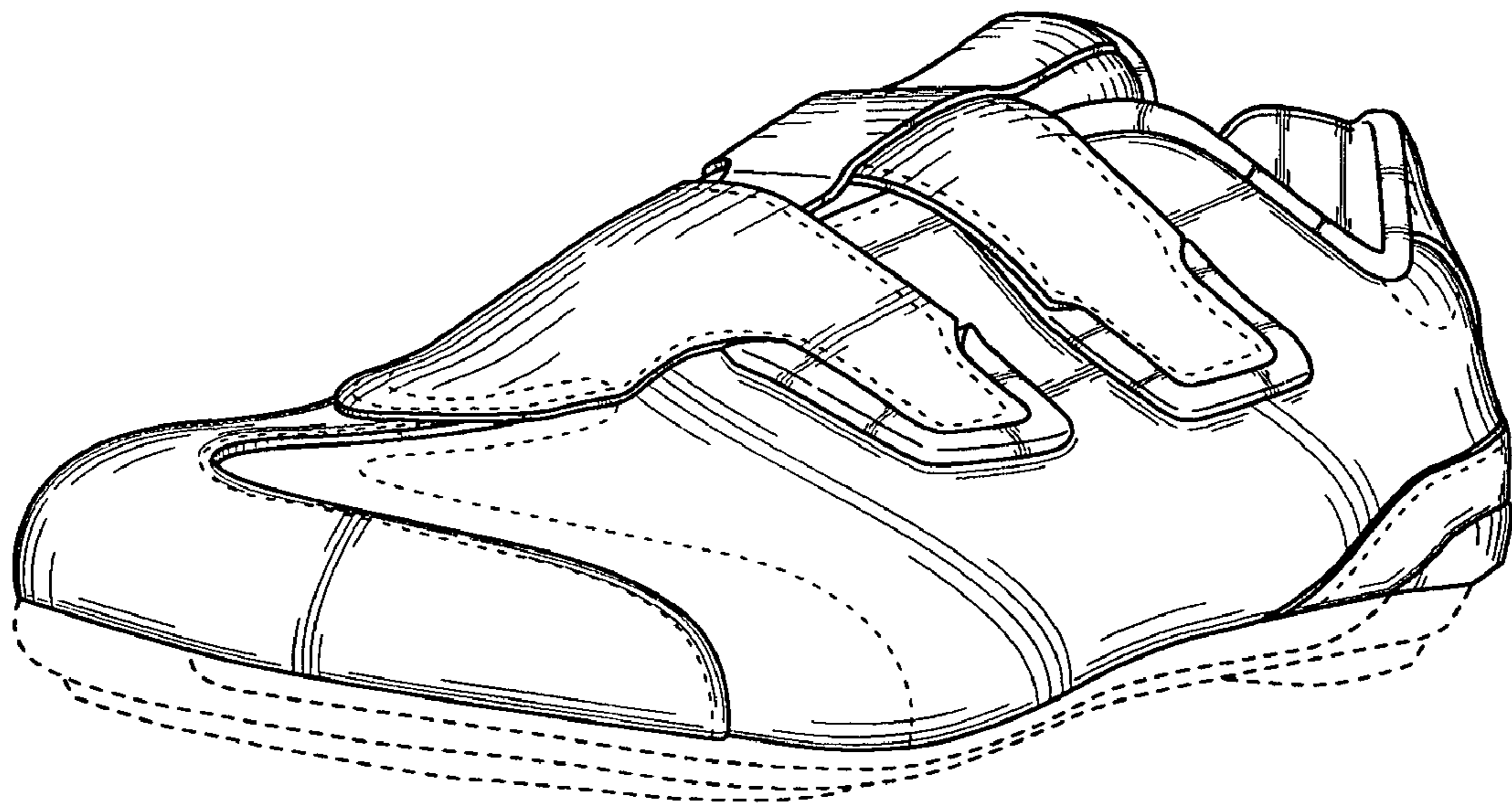


FIG. 1

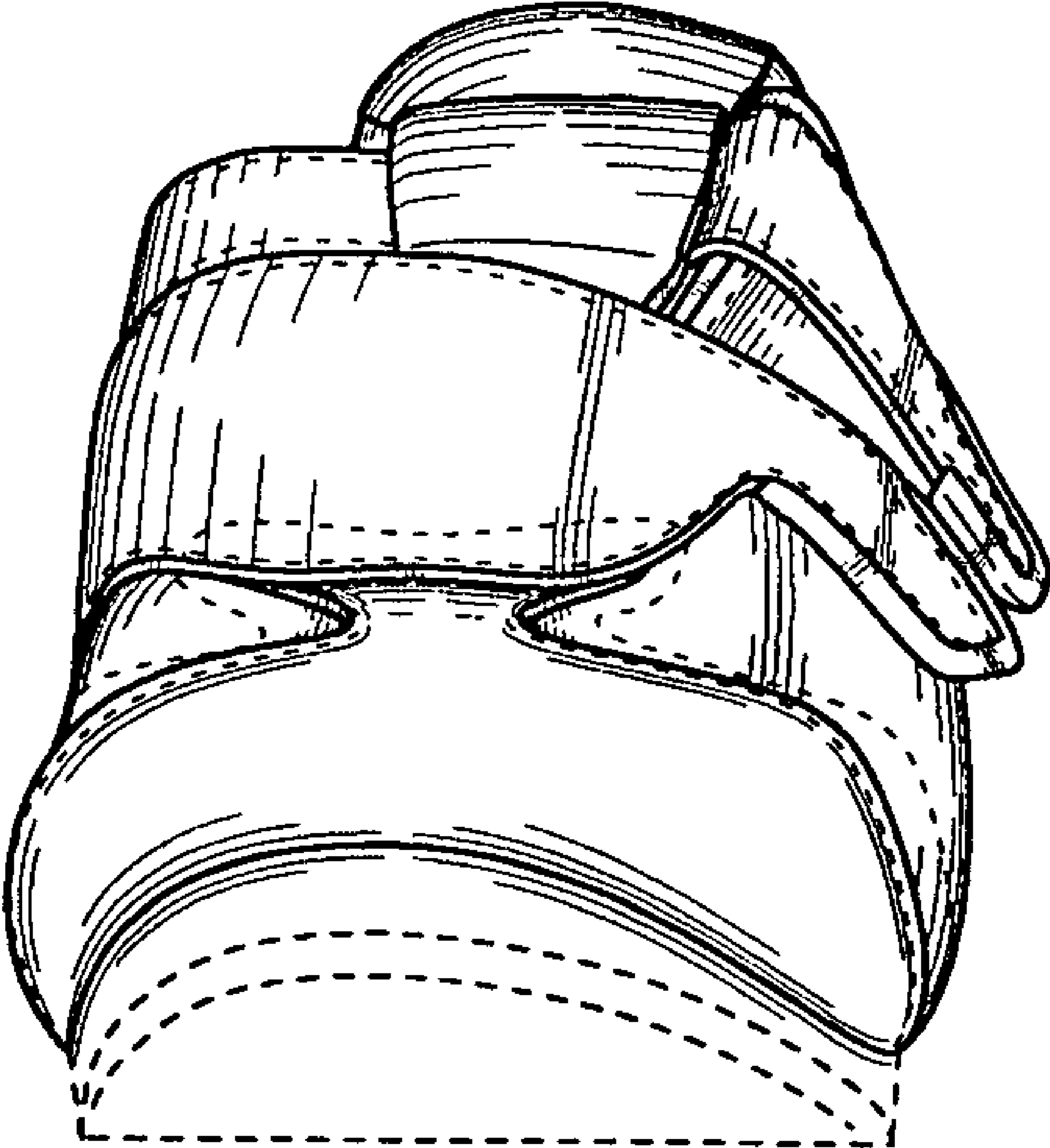


FIG. 2




FIG. 3






FIG. 4

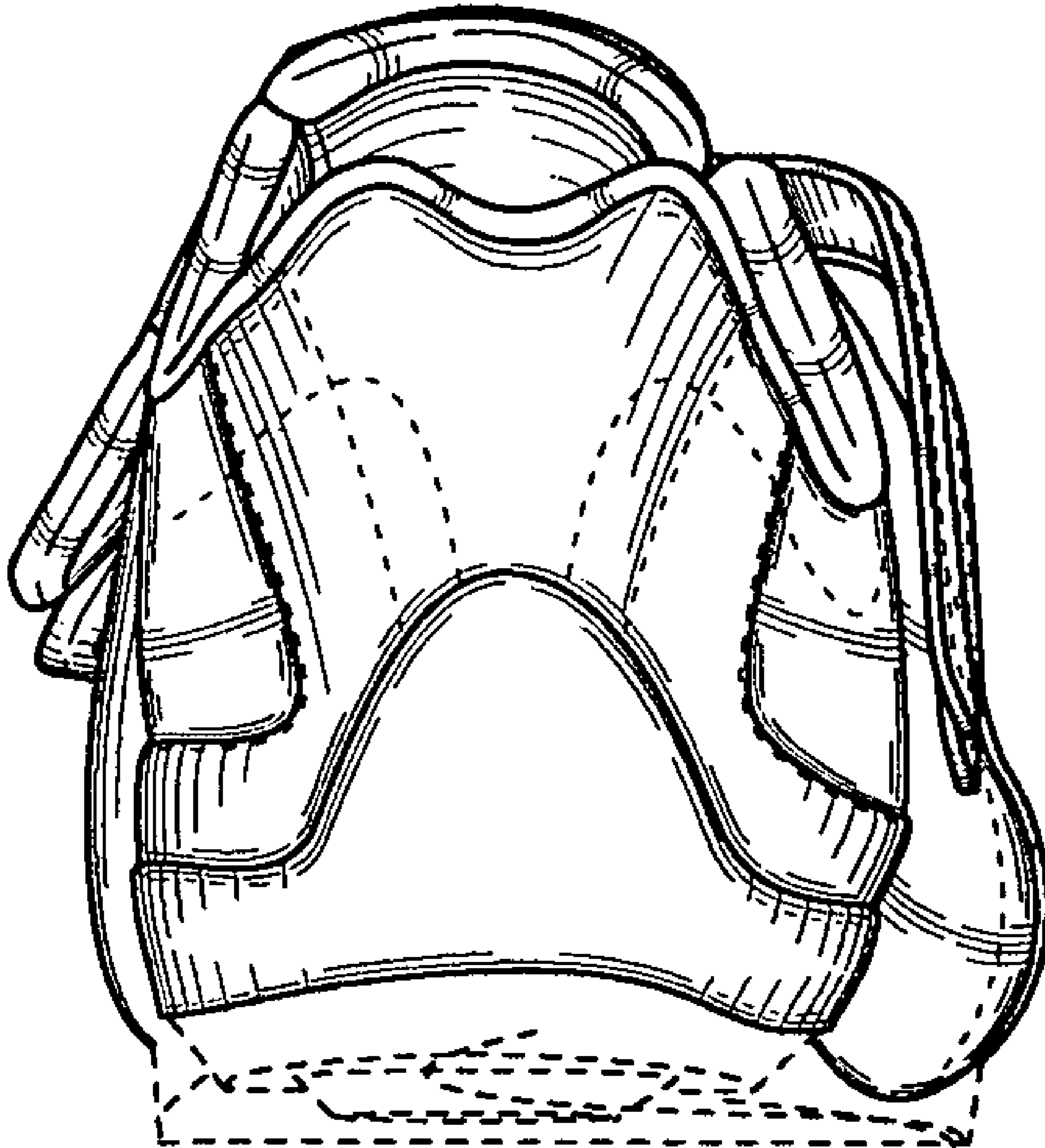


FIG. 5

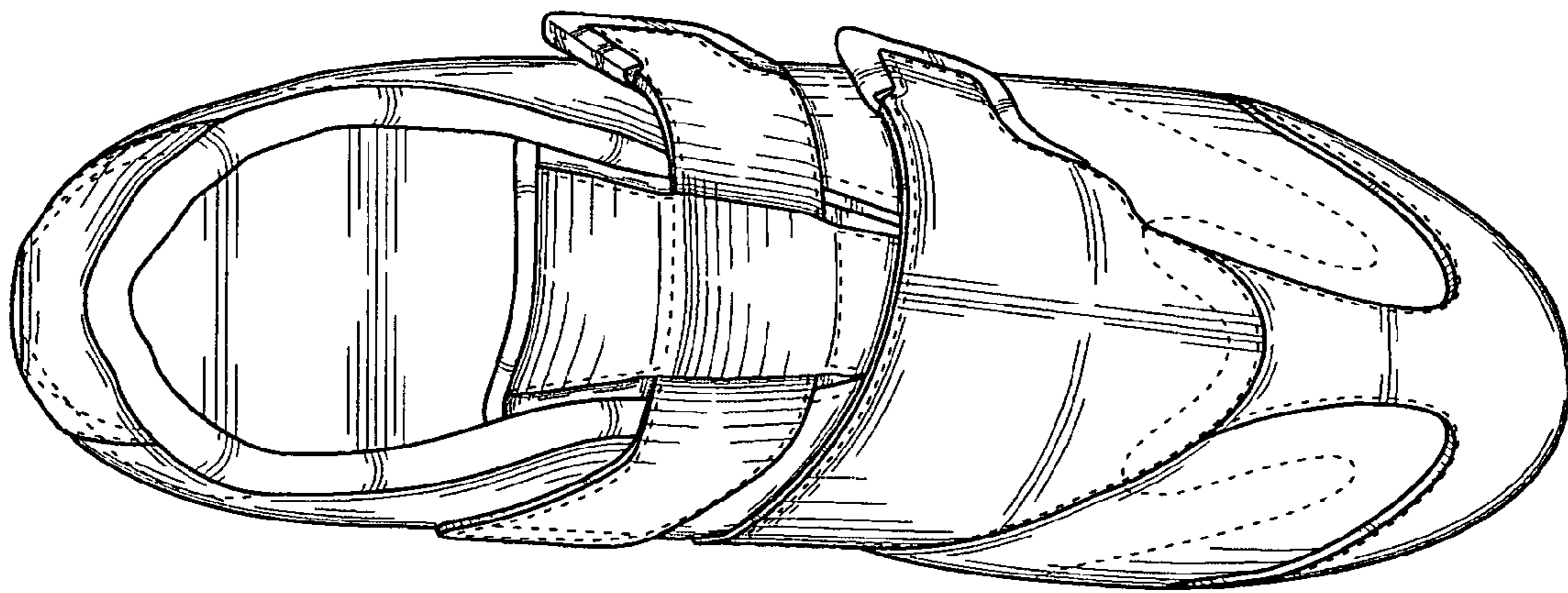


FIG. 6

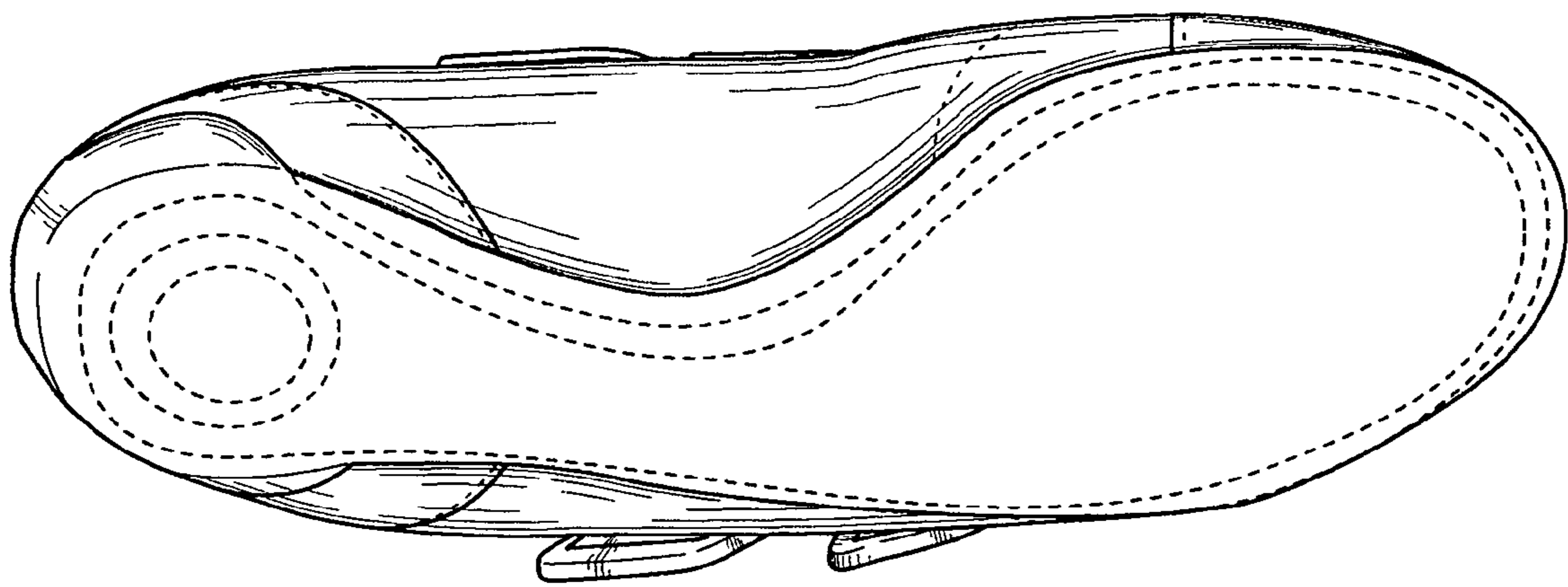


FIG. 7