



US00D561447S

(12) **United States Design Patent**
Belley et al.

(10) **Patent No.:** **US D561,447 S**
(45) **Date of Patent:** **** Feb. 12, 2008**

(54) **FOOTWEAR UPPER**

2007/0011910 A1 1/2007 Keen

(75) Inventors: **Manon Belley**, Laval (CA); **Martin W. F. Dean**, St. Albans (GB); **Grant A. Urie**, Shelburne, VT (US)

OTHER PUBLICATIONS

Keen Yogui (date unknown).

* cited by examiner

(73) Assignee: **Wolverine World Wide, Inc.**,
Rockford, MI (US)

Primary Examiner—Dominic Simone

(**) Term: **14 Years**

(74) *Attorney, Agent, or Firm*—Warner Norcross & Judd
LLP

(21) Appl. No.: **29/260,061**

(57) **CLAIM**

(22) Filed: **May 18, 2006**

The ornamental design for footwear upper, as shown and described.

(51) **LOC (8) Cl.** **02-99**

(52) **U.S. Cl.** **D2/969**

(58) **Field of Classification Search** D2/896,
D2/900, 902, 903, 905, 907, 908, 916, 919–921,
D2/923–925, 943, 944, 969, 972–974, 977;
36/8.1, 9 R, 10, 45, 50.1, 77 M, 77 R, 78,
36/83, 88, 112–114, 126–131

See application file for complete search history.

DESCRIPTION

FIG. 1 is a perspective view of the footwear upper embodying the new design;

FIG. 2 is a top view thereof;

FIG. 3 is a right side view thereof;

FIG. 4 is a left side view thereof;

FIG. 5 is a front view thereof; and,

FIG. 6 is a rear view thereof.

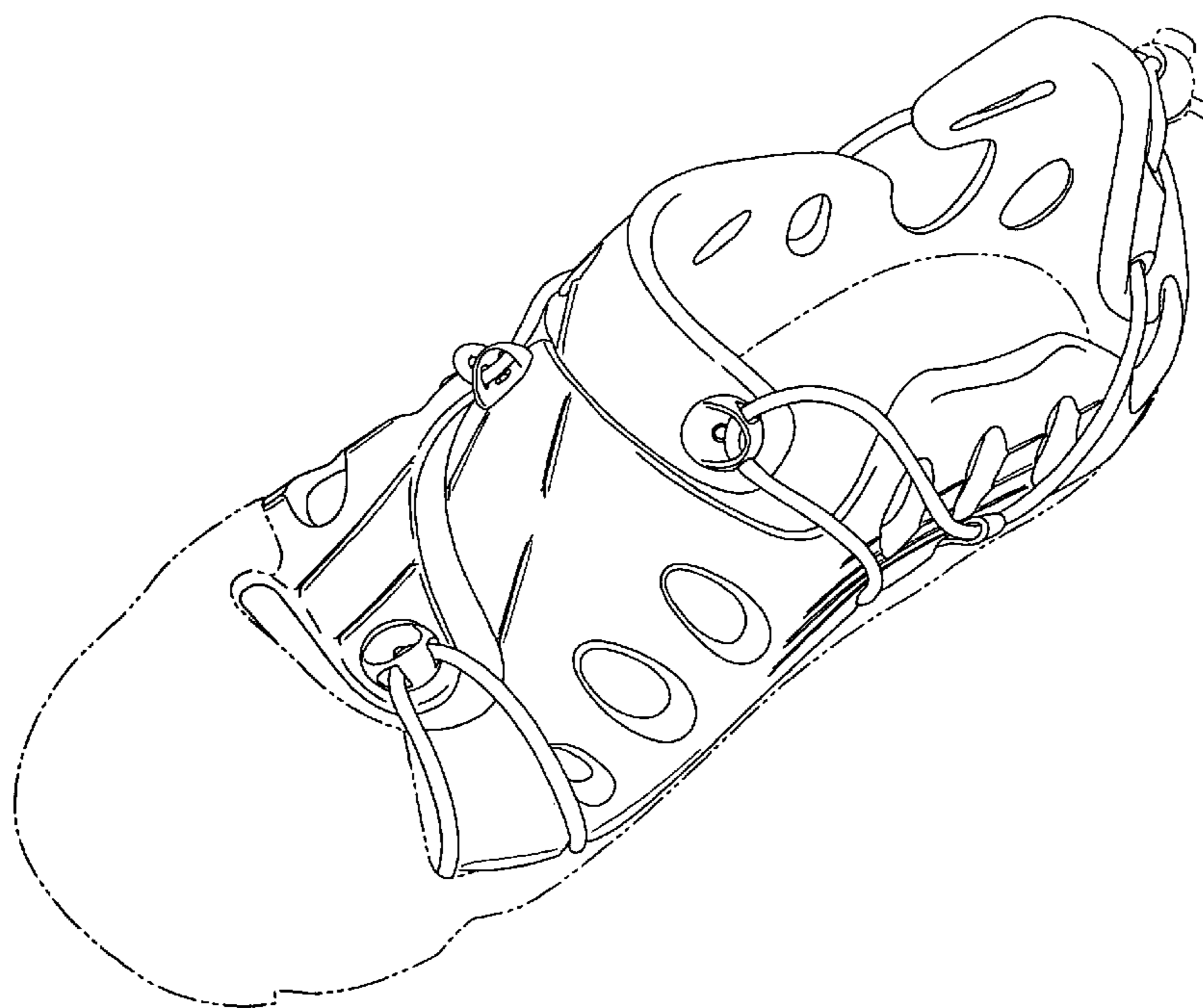
FIGS. 1–6 show features of an article of footwear in phantom lines. These features are shown for environmental purposes and do not form any part of the claimed design. Further, the phantom lines immediately adjacent the solid-line portions of the design form the boundary of the design, with the phantom lines forming no part of the claimed design.

(56) **References Cited**

U.S. PATENT DOCUMENTS

5,371,957 A	12/1994	Gaudio	
D440,036 S *	4/2001	Zebe, Jr.	D2/973
D479,388 S	9/2003	Matis	
D514,792 S *	2/2006	Ardissono	D2/969
D515,287 S	2/2006	Ardissono	
D545,550 S *	7/2007	Matis et al.	D2/969
D546,044 S *	7/2007	Matis et al.	D2/969
D547,044 S *	7/2007	Belley et al.	D2/969
D551,836 S *	10/2007	Matis et al.	D2/969

1 Claim, 4 Drawing Sheets



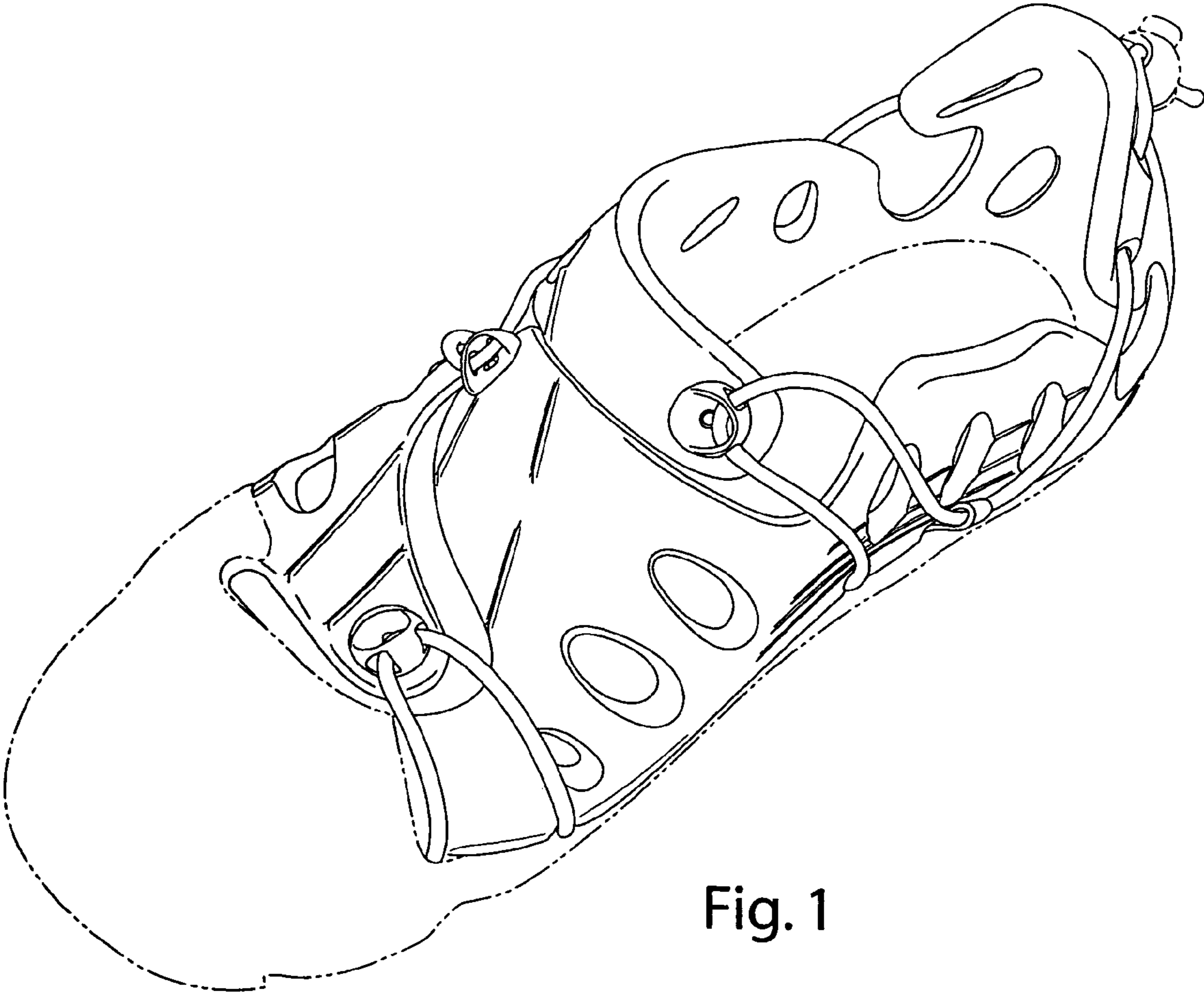


Fig. 1

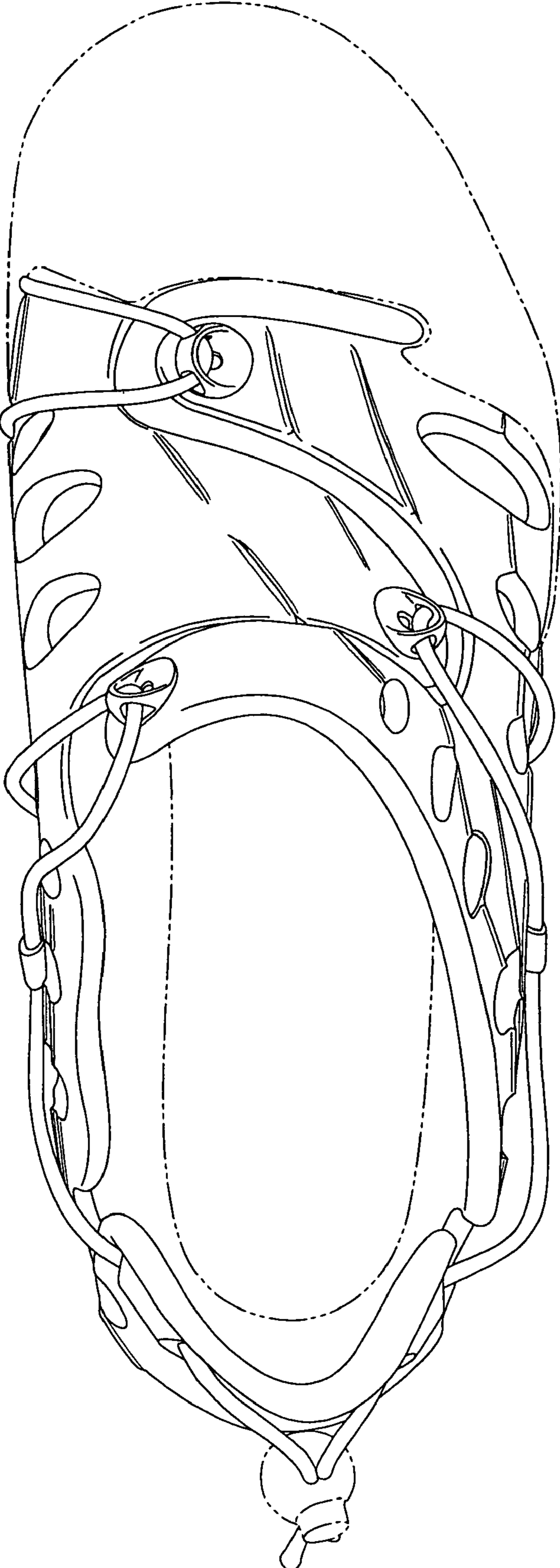


Fig. 2




Fig. 3

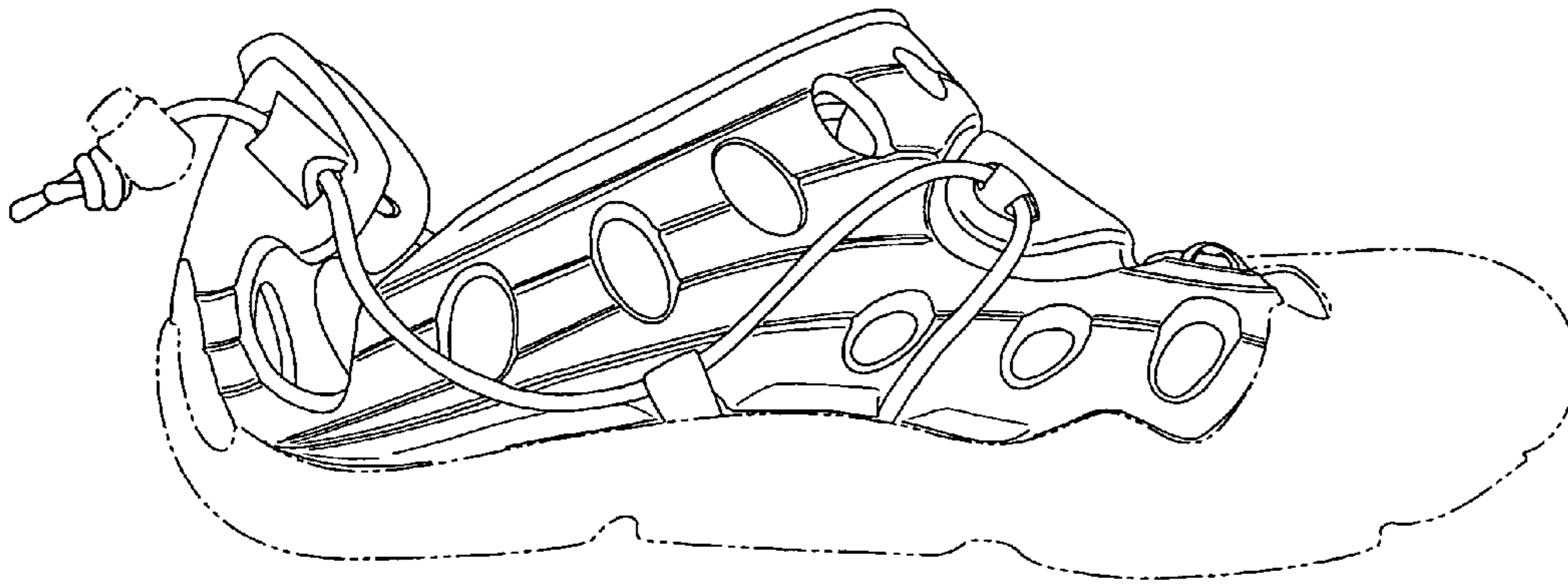


Fig. 4

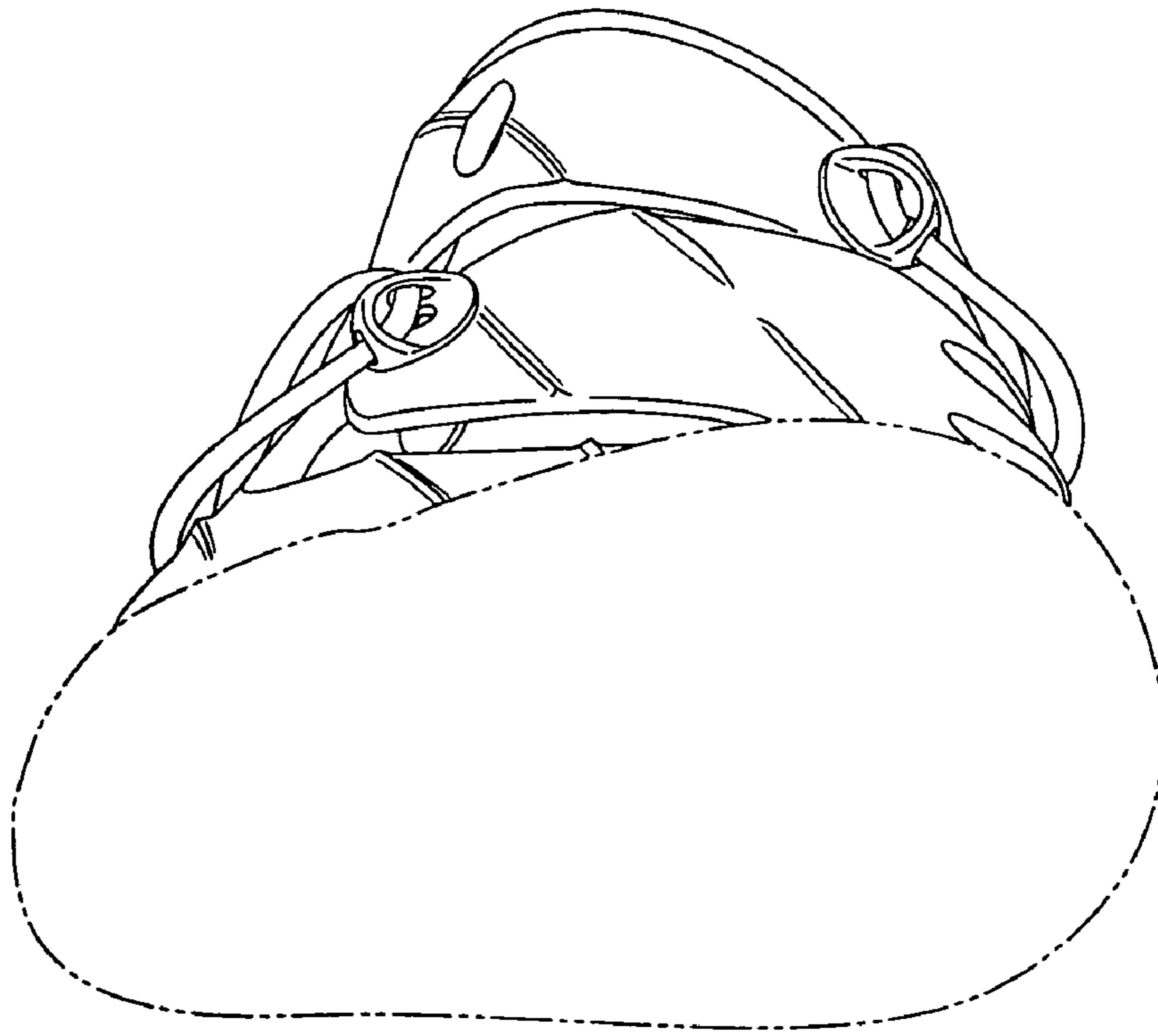


Fig. 5

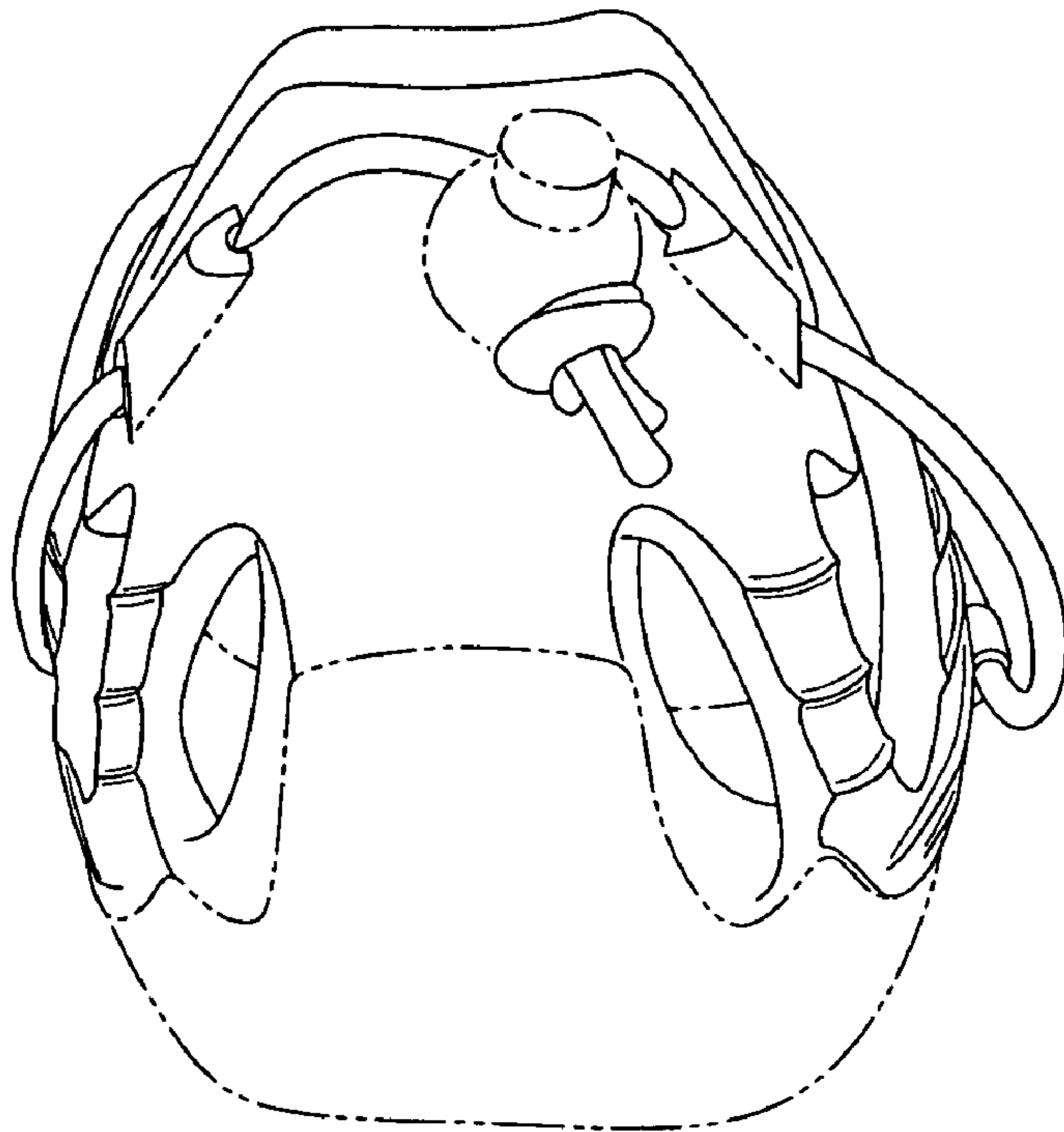


Fig. 6