



US00D561445S

(12) **United States Design Patent**
Belley et al.

(10) **Patent No.:** **US D561,445 S**

(45) **Date of Patent:** **** Feb. 12, 2008**

(54) **FOOTWEAR UPPER**

(75) Inventors: **Manon Belley**, Laval (CA); **Martin W. F. Dean**, St. Albans (GB)

(73) Assignee: **Wolverine World Wide, Inc.**,
Rockford, MI (US)

(**) Term: **14 Years**

(21) Appl. No.: **29/260,029**

(22) Filed: **May 18, 2006**

(51) **LOC (8) Cl.** **02-99**

(52) **U.S. Cl.** **D2/969**

(58) **Field of Classification Search** D2/896,
D2/900, 902, 903, 905, 907, 908, 916, 919-921,
D2/923-925, 943, 944, 969, 972-974, 977;
36/8.1, 9 R, 10, 45, 50.1, 77 M, 77 R, 78,
36/83, 88, 112-114, 126-131

See application file for complete search history.

(56) **References Cited**

U.S. PATENT DOCUMENTS

D367,952 S *	3/1996	Shea	D2/908
D425,292 S	5/2000	Matis		
D441,180 S	5/2001	Matis et al.		
D444,936 S	7/2001	Matis et al.		
D448,150 S	9/2001	Matis et al.		
D481,859 S	11/2003	Belley et al.		
D499,241 S	12/2004	Belley et al.		
D500,406 S	1/2005	Belley et al.		
D500,915 S	1/2005	Belley et al.		
D502,798 S	3/2005	Belley et al.		
D505,005 S	5/2005	Bandini et al.		
D505,252 S	5/2005	Belley et al.		
D506,601 S	6/2005	Bandini et al.		
D513,555 S	1/2006	Le		
D514,792 S	2/2006	Ardissono		

D517,298 S *	3/2006	James	D2/969
D517,299 S *	3/2006	Drury	D2/969
D540,519 S *	4/2007	Hobson	D2/969
D543,017 S *	5/2007	Hulbert	D2/969
D544,187 S *	6/2007	Hulbert	D2/969
D547,043 S *	7/2007	Matis et al.	D2/969
D548,442 S *	8/2007	Hulbert	D2/969
D548,940 S *	8/2007	Hulbert	D2/969
D548,941 S *	8/2007	Hulbert	D2/969

* cited by examiner

Primary Examiner—Dominic Simone

(74) *Attorney, Agent, or Firm*—Warner Norcross & Judd LLP

(57) **CLAIM**

The ornamental design for footwear upper, as shown and described.

DESCRIPTION

FIG. 1 is a perspective view of the footwear upper embodying the new design;

FIG. 2 is a top view thereof;

FIG. 3 is a right side view thereof;

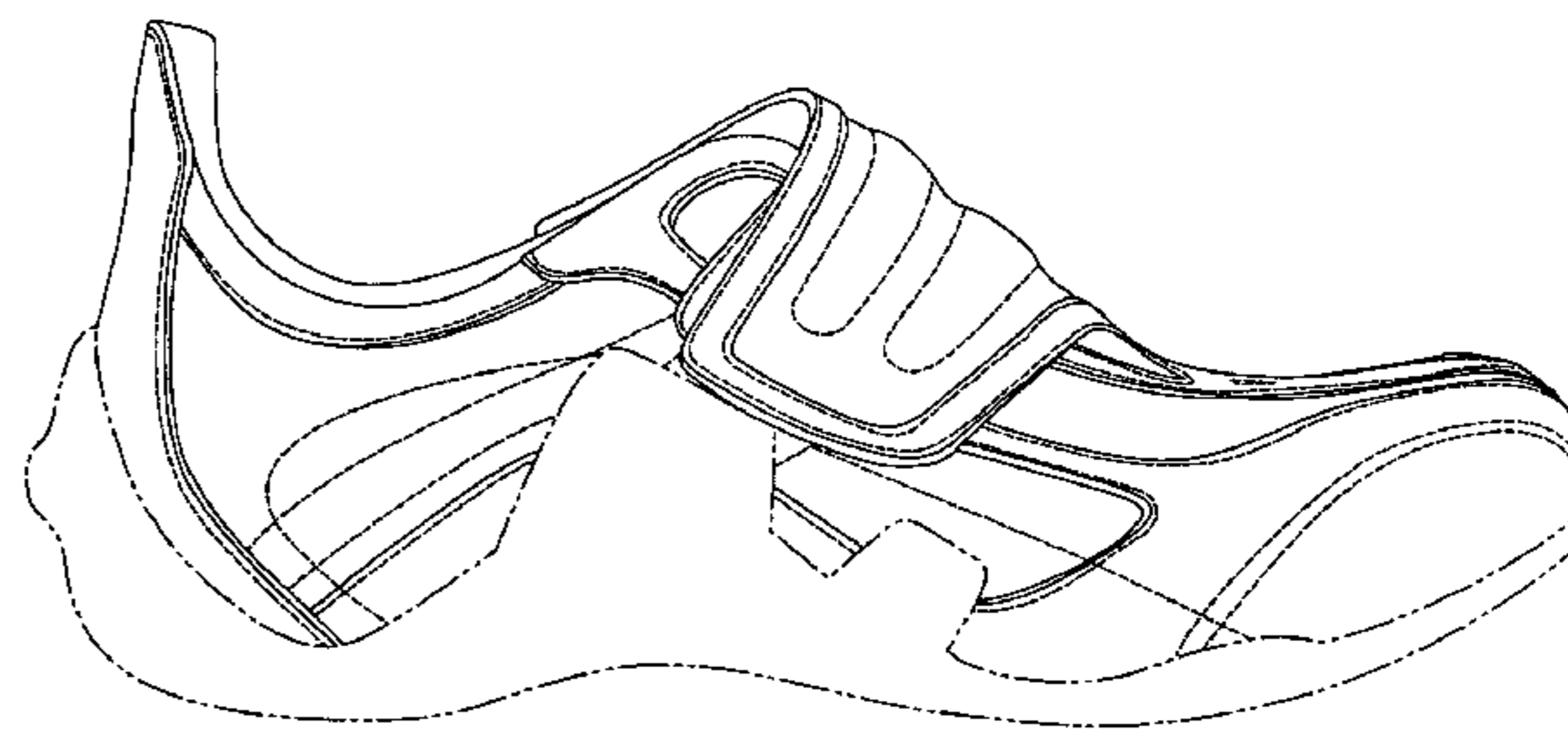
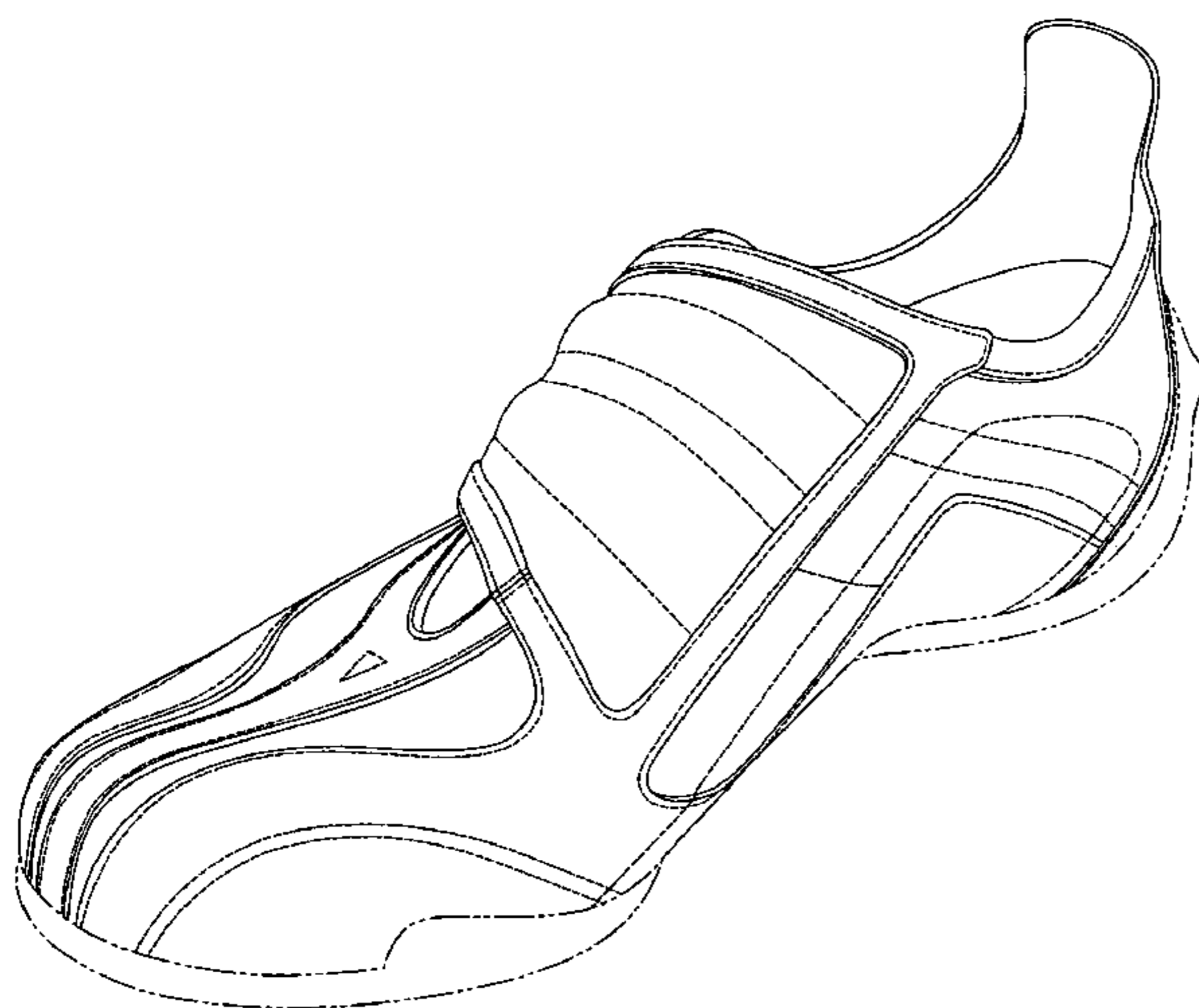
FIG. 4 is a left side view thereof;

FIG. 5 is a front view thereof; and,

FIG. 6 is a rear view thereof.

FIGS. 1-6 show features of an article of footwear in phantom lines. These features are shown for environmental purposes and do not form any part of the claimed design. Further, the phantom lines immediately adjacent the solid-line portions of the design form the boundary of the design, with the phantom lines forming no part of the claimed design.

1 Claim, 4 Drawing Sheets



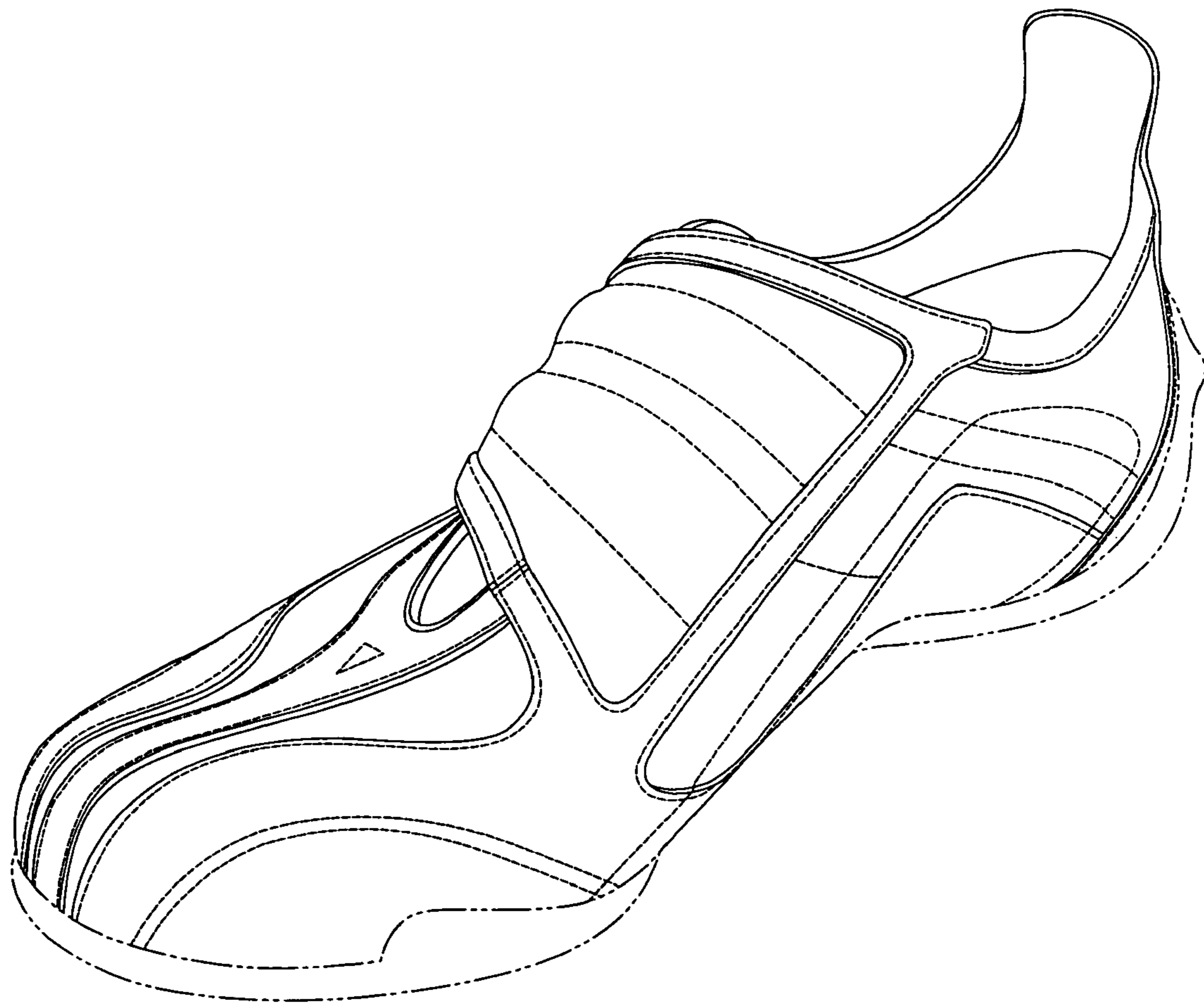


Fig. 1

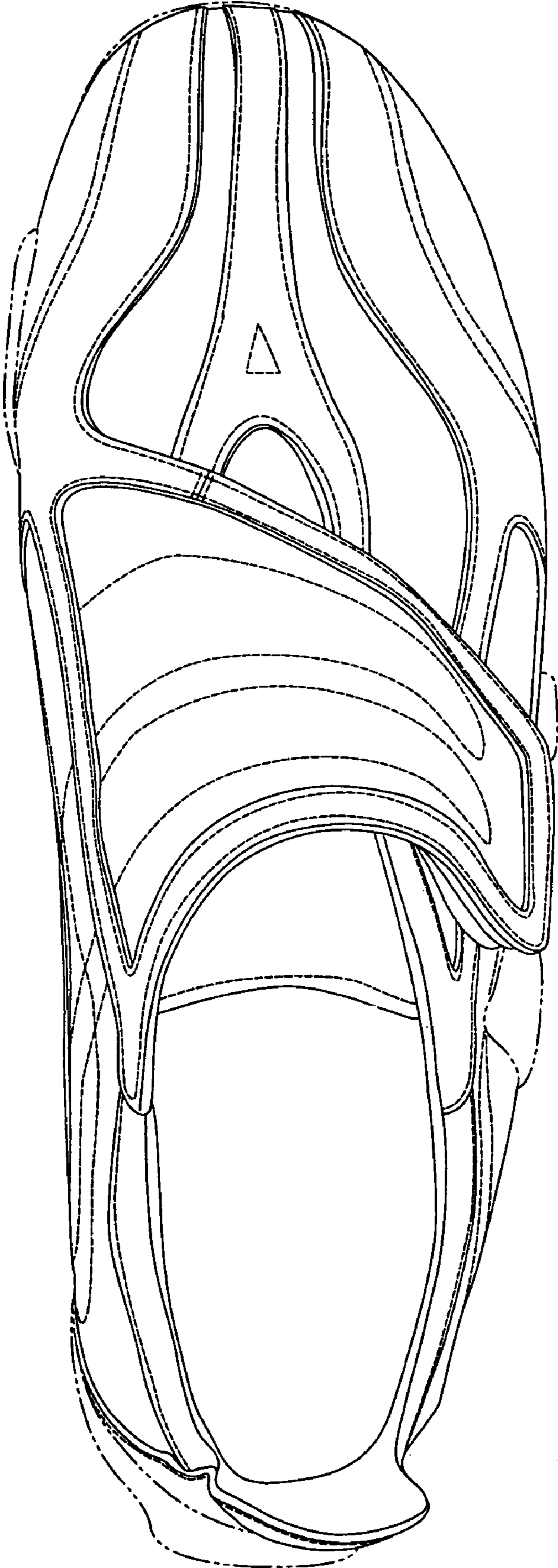


Fig. 2

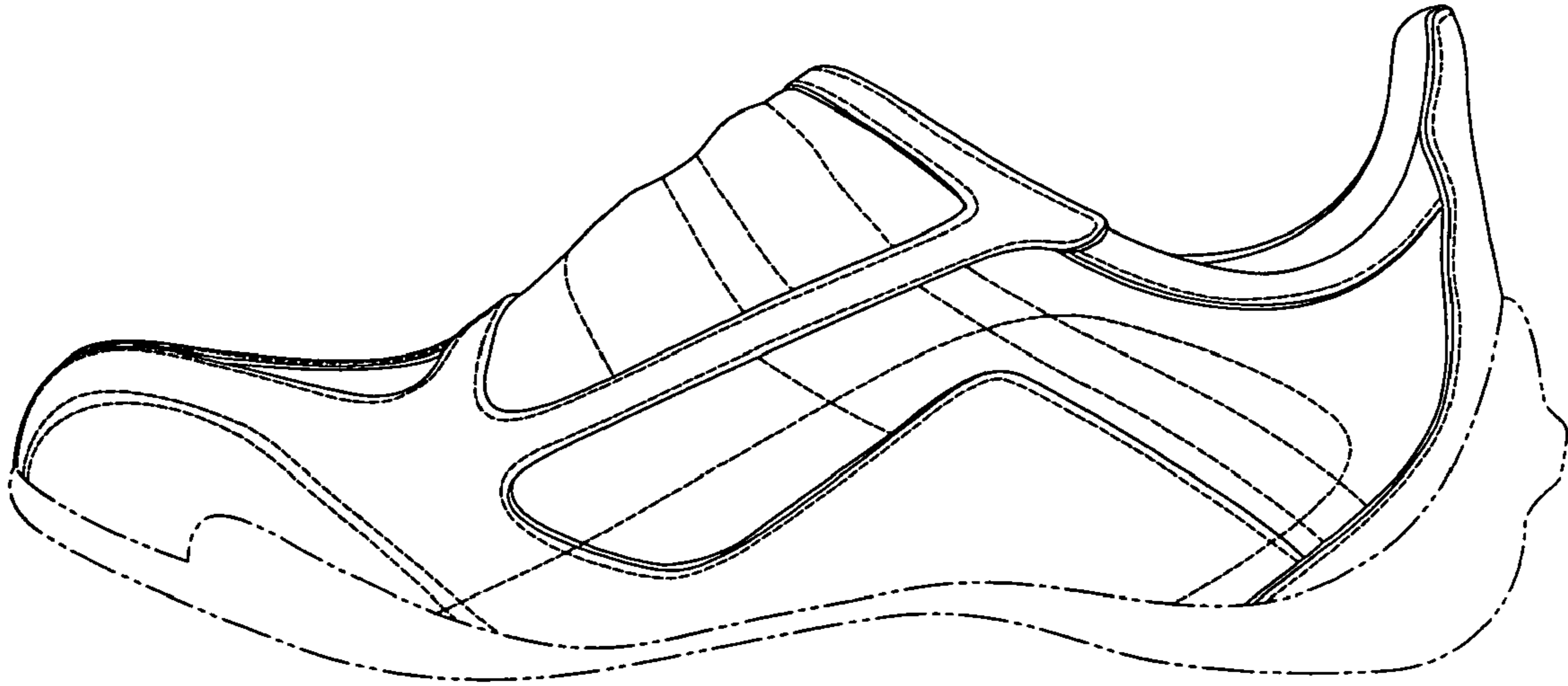


Fig. 3




Fig. 4

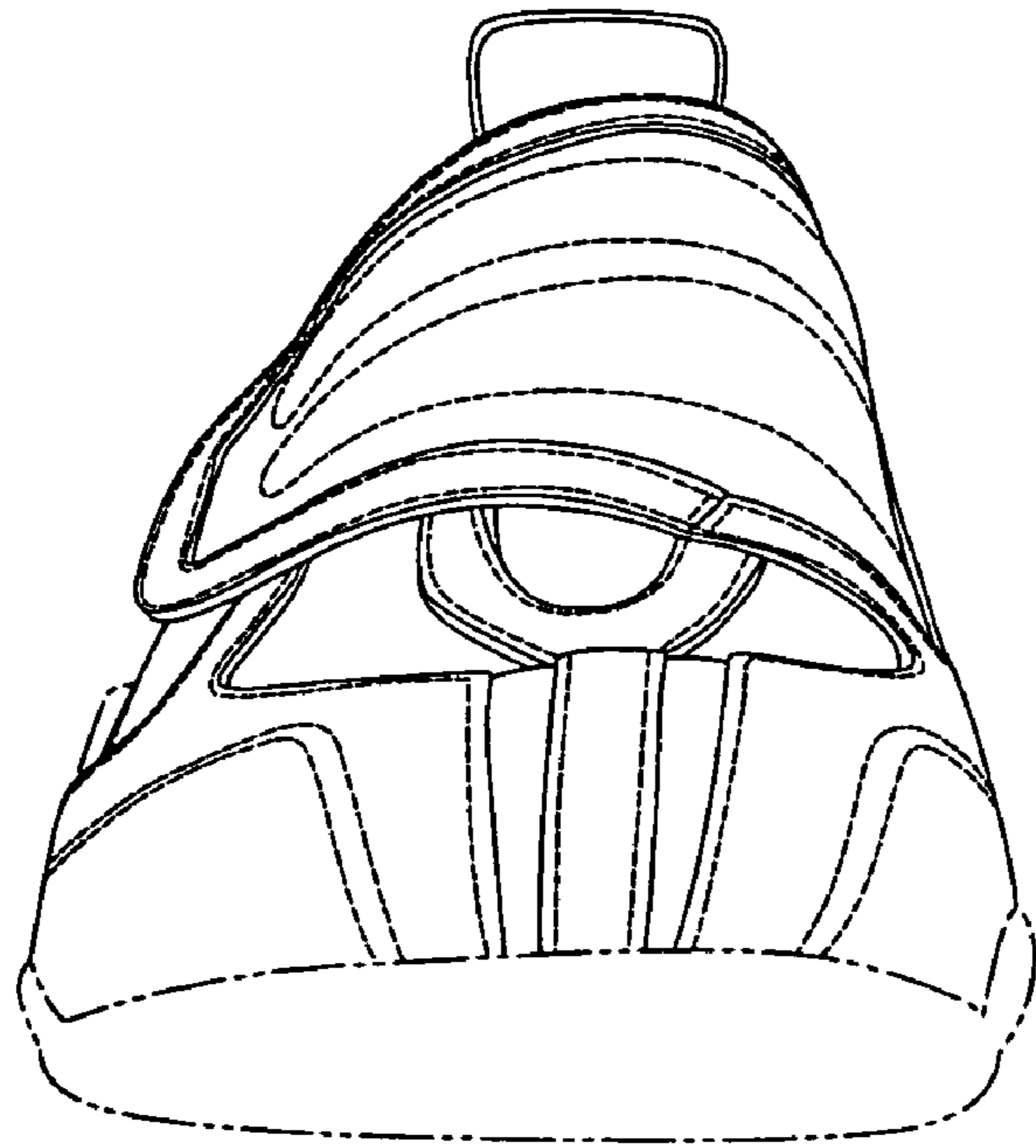


Fig. 5

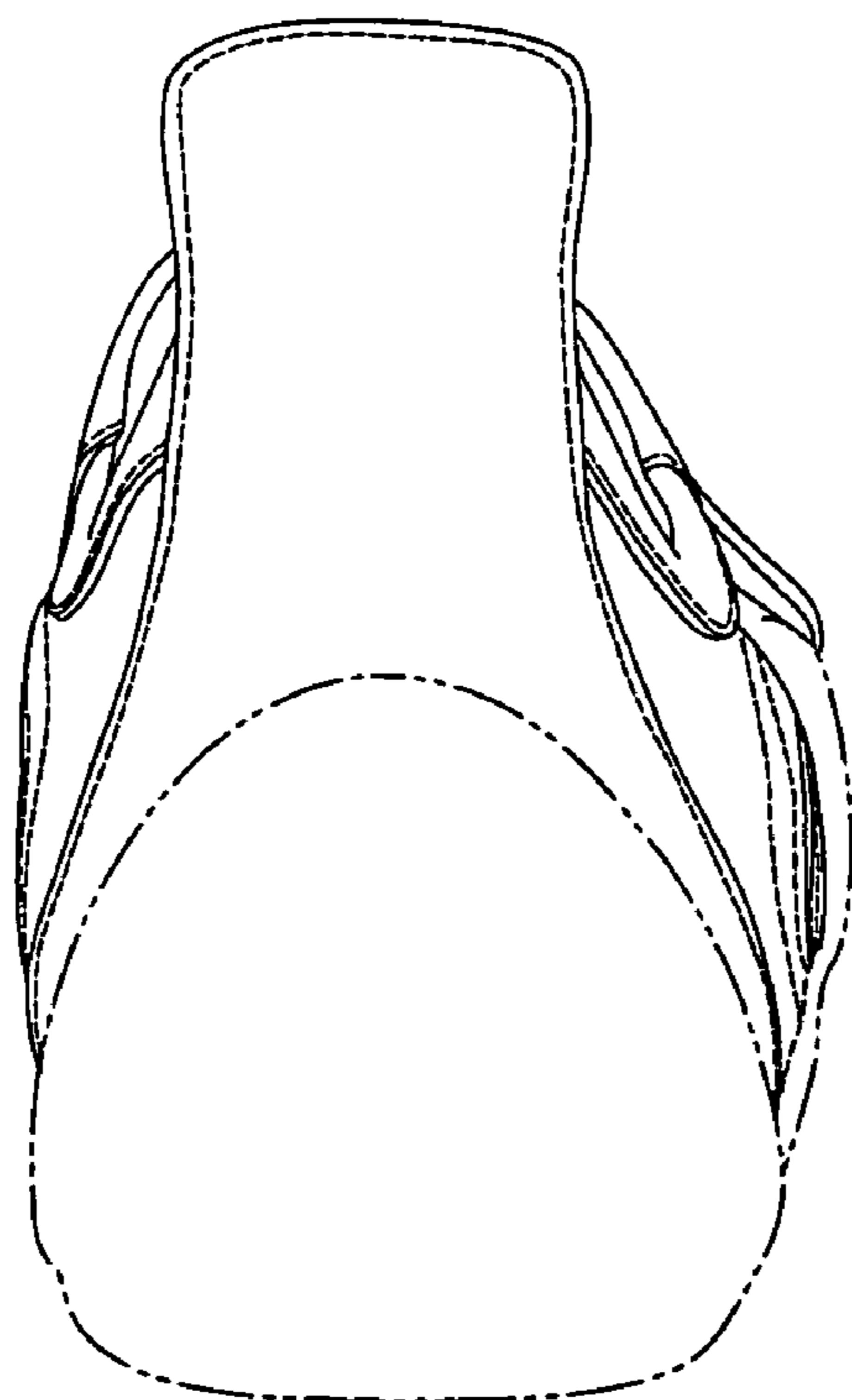


Fig. 6