



US00D561440S

(12) **United States Design Patent**
Andersen et al.

(10) **Patent No.:** **US D561,440 S**

(45) **Date of Patent:** **** Feb. 12, 2008**

(54) **FOOTWEAR SOLE**

(75) Inventors: **Deborah H. Andersen**, Prevost (CA);
Federica Elmo, Rome (IT); **Grant A. Urie**, Shelburne, VT (US)

(73) Assignee: **Wolverine World Wide, Inc.**,
Rockford, MI (US)

(**) Term: **14 Years**

(21) Appl. No.: **29/268,711**

(22) Filed: **Nov. 9, 2006**

(51) **LOC (8) Cl.** **02-04**

(52) **U.S. Cl.** **D2/957; D2/953; D2/977**

(58) **Field of Classification Search** D2/902,
D2/929, 947, 950-954, 977, 956-960; 36/3 B,
36/22 R, 24.5, 25 R, 28, 67 A, 59 C, 103
See application file for complete search history.

(56) **References Cited**

U.S. PATENT DOCUMENTS

4,679,335	A *	7/1987	Berlese	36/131
4,856,208	A *	8/1989	Zaccaro	36/29
D337,428	S *	7/1993	Allen, III et al.	D2/954
D342,369	S *	12/1993	Lamson	D2/906
D356,671	S *	3/1995	Blanchini	D2/957
D390,348	S *	2/1998	Meyer et al.	D2/957
D432,773	S *	10/2000	Debiase	D2/972
D433,558	S *	11/2000	Matis et al.	D2/959
D436,720	S *	1/2001	Debiase	D2/972
6,665,961	B2 *	12/2003	Kobayashi et al.	36/127
D487,955	S *	4/2004	Ammon	D2/953
D498,351	S *	11/2004	Morgan	D2/959
D502,798	S *	3/2005	Belley et al.	D2/969
6,860,037	B1 *	3/2005	Norek	36/116
D513,836	S *	1/2006	Magro et al.	D2/896
D513,841	S *	1/2006	Corbi Rico	D2/956
D513,842	S *	1/2006	Paytavi	D2/957
D529,266	S *	10/2006	Le	D2/957

D543,340	S *	5/2007	Favreau et al.	D2/960
D544,681	S *	6/2007	Clark	D2/969
D545,037	S *	6/2007	Shaffer	D2/969
D547,935	S *	8/2007	Clark	D2/969

OTHER PUBLICATIONS

CAT Footwear 1997 Catalog, p. 37.
Merrell Sandals Spring, Summer 1996 Catalog, 4.
Hy-Test 1998 Protective and Occupational Footwear Catalog, p. 69.
Merrell Spring 2000 Catalog, p. 41.
Harley-Davidson Footwear 2000 Catalog, p. 33.

* cited by examiner

Primary Examiner—Celia A. Murphy

(74) *Attorney, Agent, or Firm*—Warner Norcross & Judd
LLP

(57) **CLAIM**

The ornamental design for footwear sole, as shown and described.

DESCRIPTION

FIG. 1 is a perspective view of the footwear sole embodying the new design;

FIG. 2 is a bottom view thereof;

FIG. 3 is a right side view thereof;

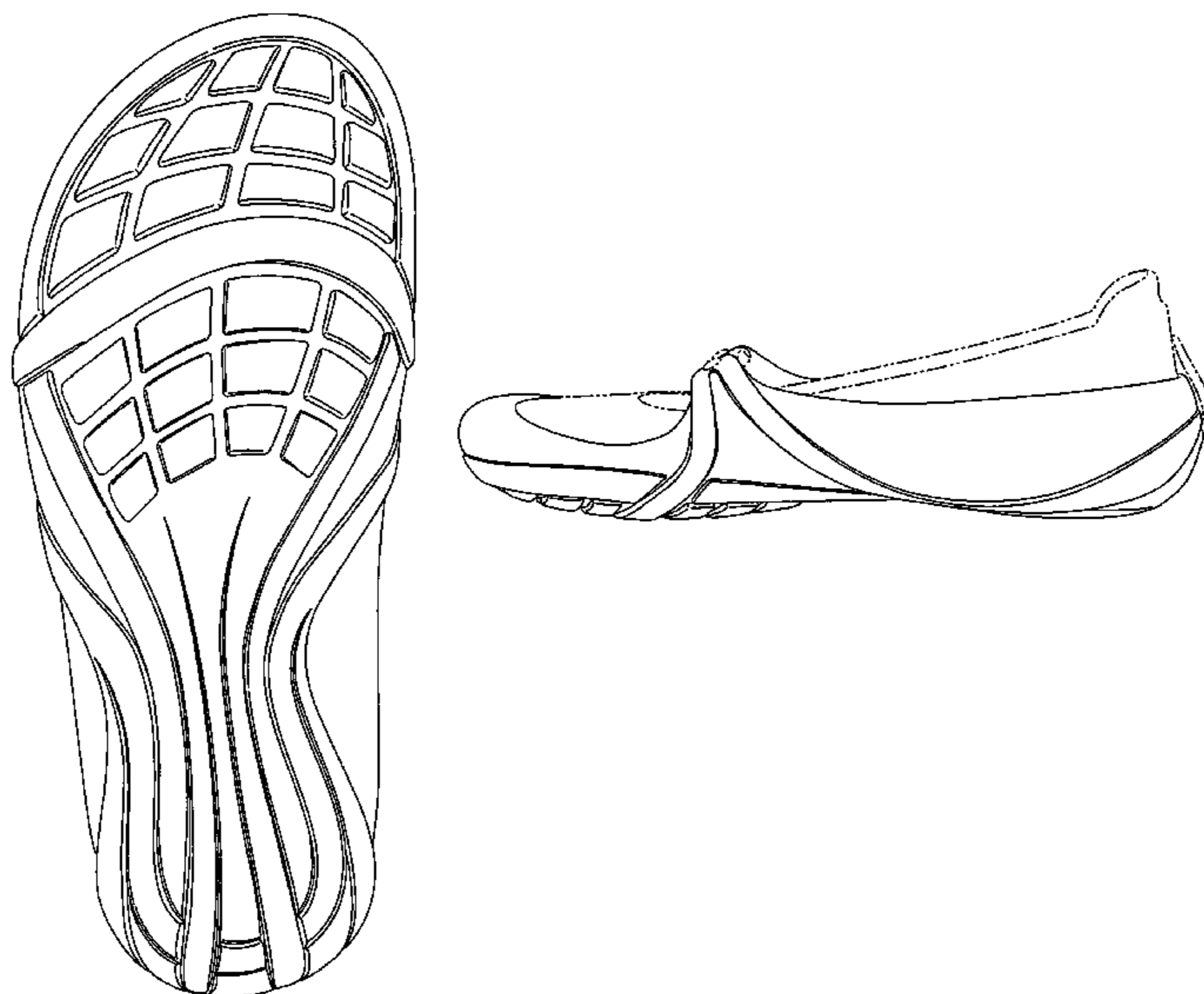
FIG. 4 is a left side view thereof;

FIG. 5 is a front view thereof; and,

FIG. 6 is a rear view thereof.

FIGS. 1-6 show features of an article of footwear in phantom lines. These features are shown for environmental purposes and do not form any part of the claimed design. Further, the phantom lines immediately adjacent the solid-line portions of the design form the boundary of the design, with the phantom lines forming no part of the claimed design.

1 Claim, 4 Drawing Sheets



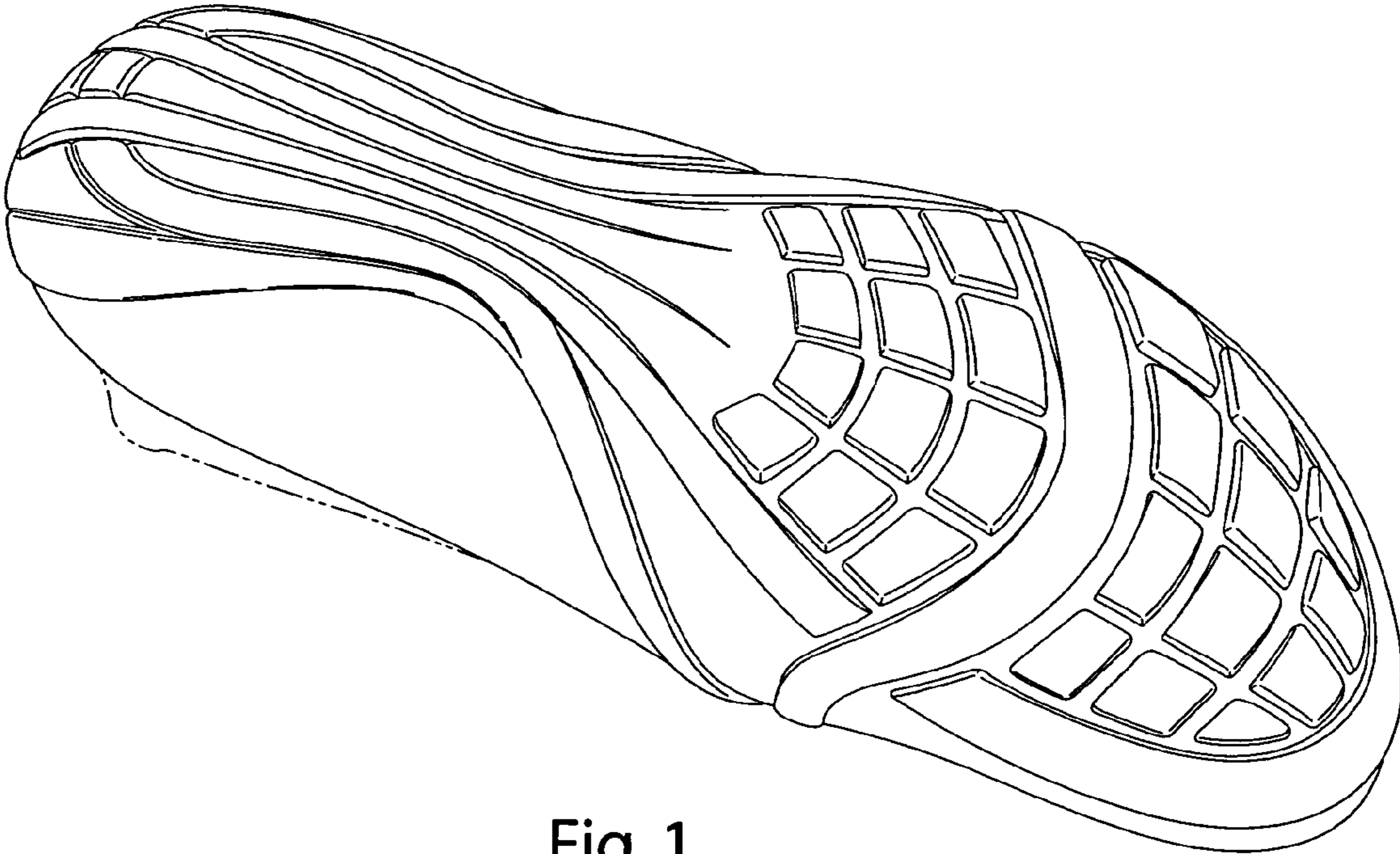


Fig. 1

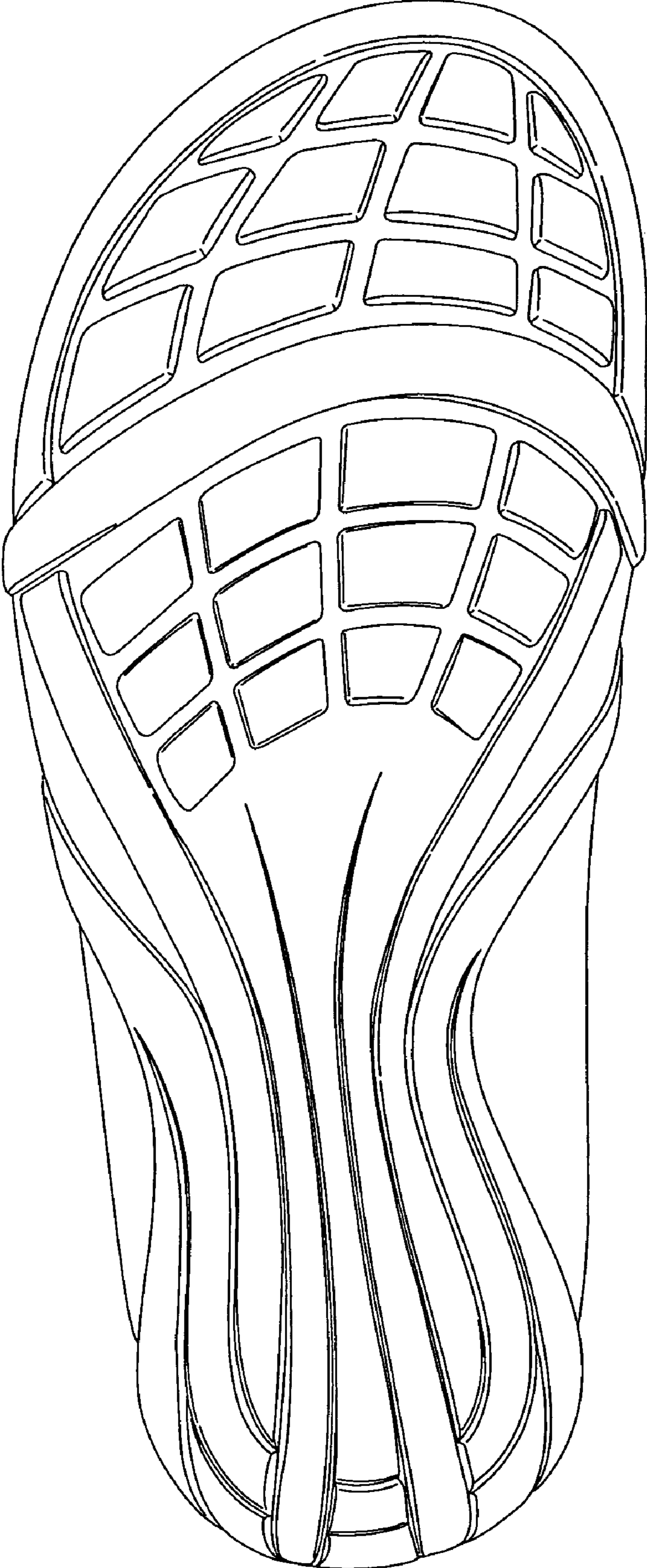


Fig. 2

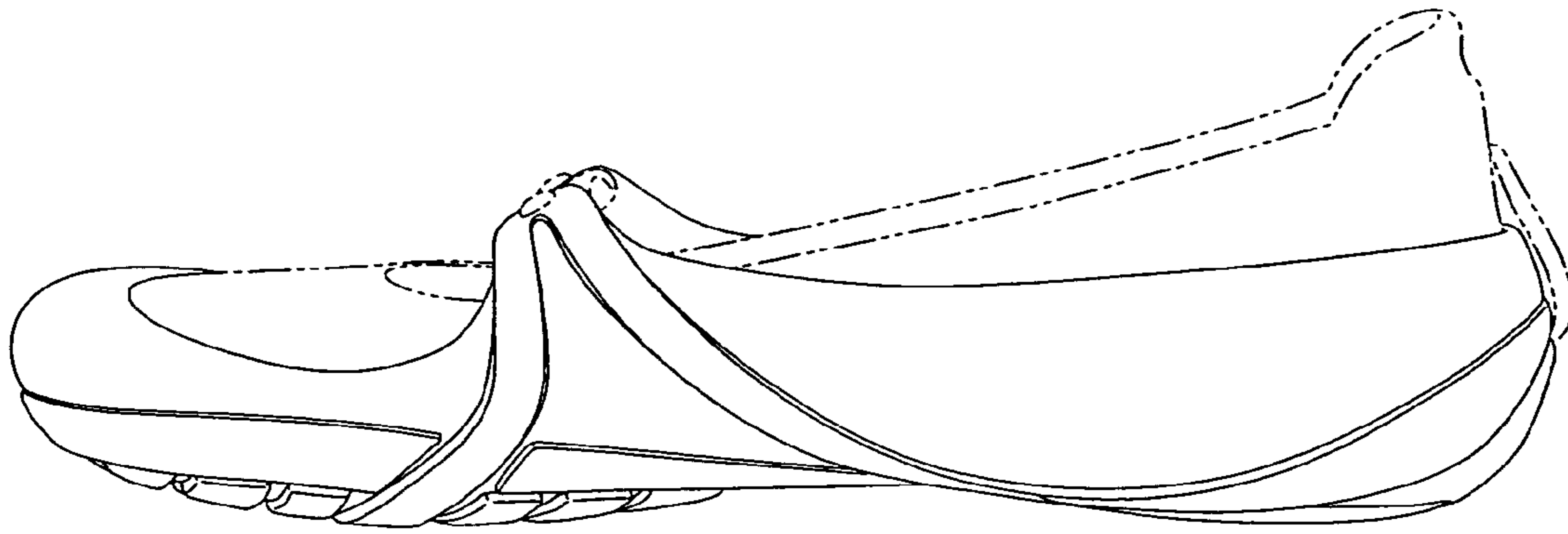


Fig. 3

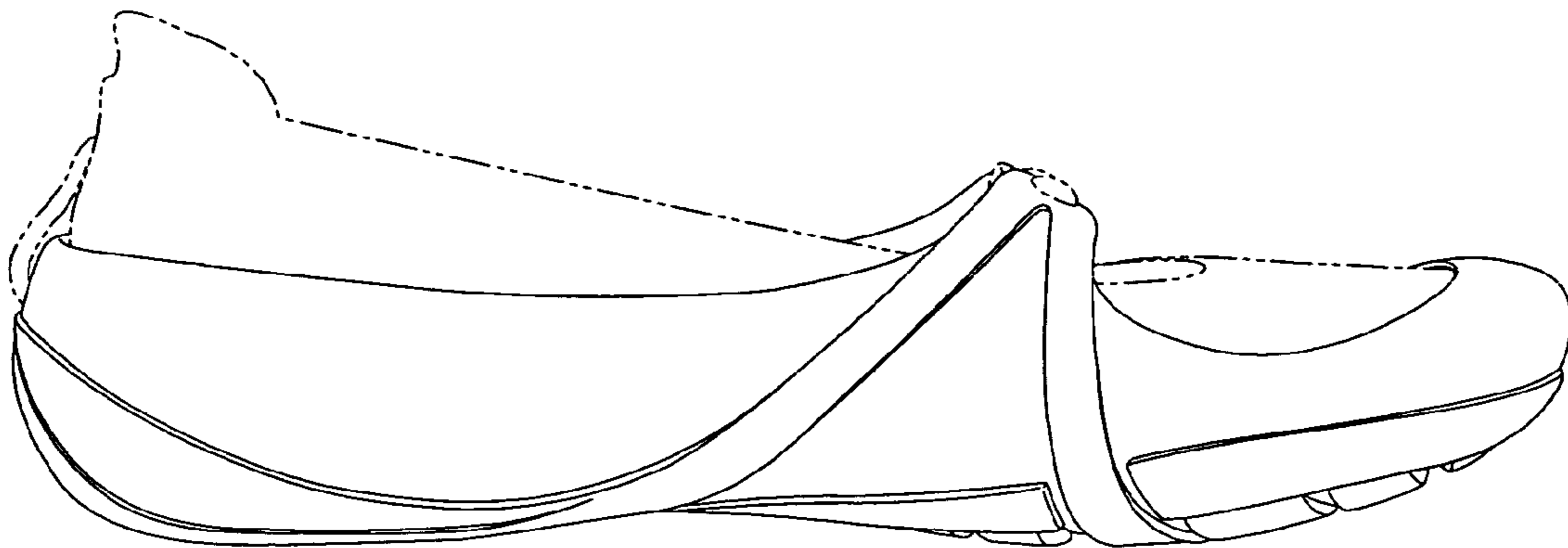


Fig. 4

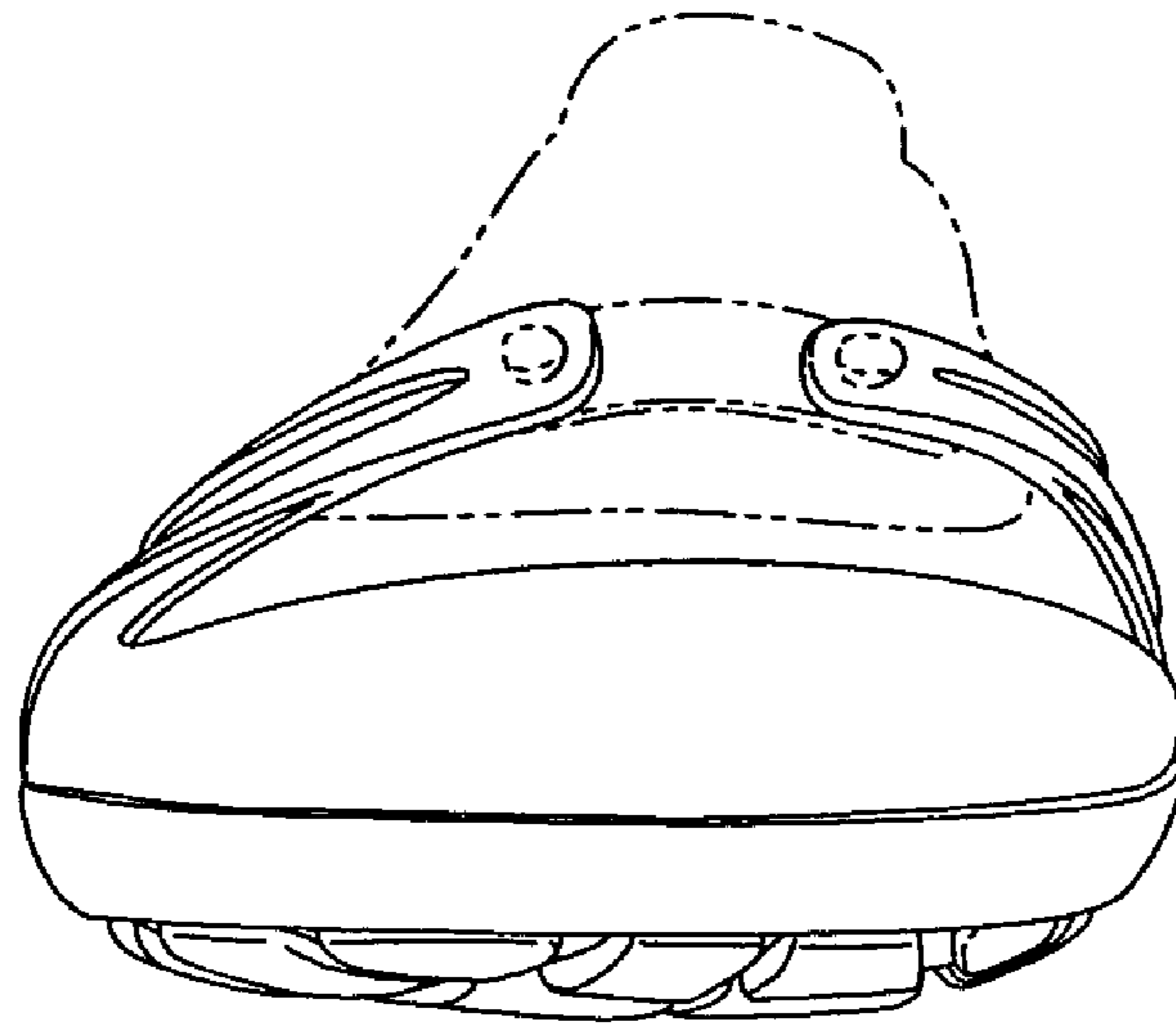


Fig. 5

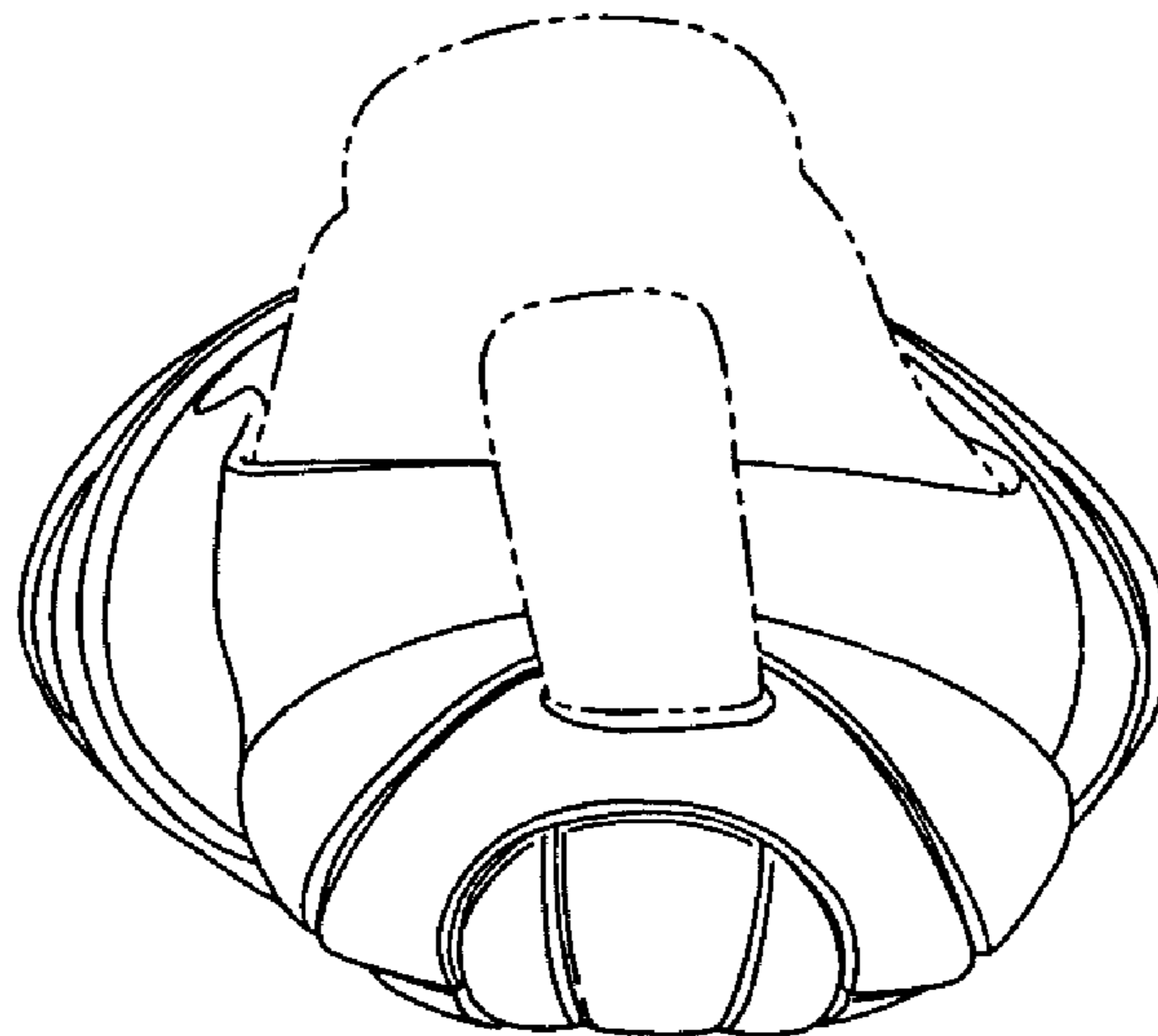


Fig. 6