

US00D561439S

(12) **United States Design Patent** (10) **Patent No.:** **US D561,439 S**
Schoenborn et al. (45) **Date of Patent:** **** Feb. 12, 2008**

(54) **FOOTWEAR SOLE**
(75) Inventors: **Mary L. Schoenborn**, Rockford, MI
(US); **Andrea Rinaldi**, Vimodrone (IT)
(73) Assignee: **Wolverine World Wide, Inc.**,
Rockford, MI (US)

D530,893 S 10/2006 Sonnergren
D546,054 S * 7/2007 Schoenborn et al. D2/977
D546,532 S * 7/2007 Matis et al. D2/953
D547,038 S * 7/2007 Nakano D2/957
D550,436 S * 9/2007 Matis et al. D2/953

(**) Term: **14 Years**
(21) Appl. No.: **29/268,687**
(22) Filed: **Nov. 9, 2006**

(51) **LOC (8) Cl.** **02-04**
(52) **U.S. Cl.** **D2/957; D2/953; D2/959**
(58) **Field of Classification Search** D2/902,
D2/947, 951, 953-957, 959, 960; 36/3 B,
36/22 R, 24.5, 25 R, 59 C, 103
See application file for complete search history.

(56) **References Cited**

U.S. PATENT DOCUMENTS

D319,334 S * 8/1991 Kiyosawa D2/959
D329,534 S * 9/1992 Worthington D2/959
D331,487 S * 12/1992 Arai D2/959
D335,953 S * 6/1993 Tyng D2/954
D339,452 S * 9/1993 Hoshimi D2/954
D339,455 S * 9/1993 Furukawa D2/959
D356,672 S * 3/1995 Ueda D2/959
D400,346 S * 11/1998 Singer D2/959
D402,095 S * 12/1998 Cretinon D2/957
D440,749 S * 4/2001 Rogers D2/959
D456,982 S * 5/2002 Rogers D2/957
D499,536 S * 12/2004 Castleberry D2/960
D500,401 S * 1/2005 Matis et al. D2/959
D508,764 S 8/2005 Sonnergren
D509,048 S 9/2005 Sonnergren
D509,345 S * 9/2005 Munns D2/957
D515,291 S 2/2006 Sonnergren
D518,280 S 4/2006 Matis et al.
D522,724 S 6/2006 Urie et al.
D530,491 S 10/2006 Sonnergren

OTHER PUBLICATIONS

CAT Footwear 1997 Catalog, p. 37.
Merrell Sandals Spring, Summer 1996 Catalog, p. 4.
Hy-Test Boot and Shoes 1998 Catalog, p. 69.
Merrell Spring 2000 Catalog, p. 41.

* cited by examiner

Primary Examiner—Celia A. Murphy
(74) *Attorney, Agent, or Firm*—Warner Norcross & Judd
LLP

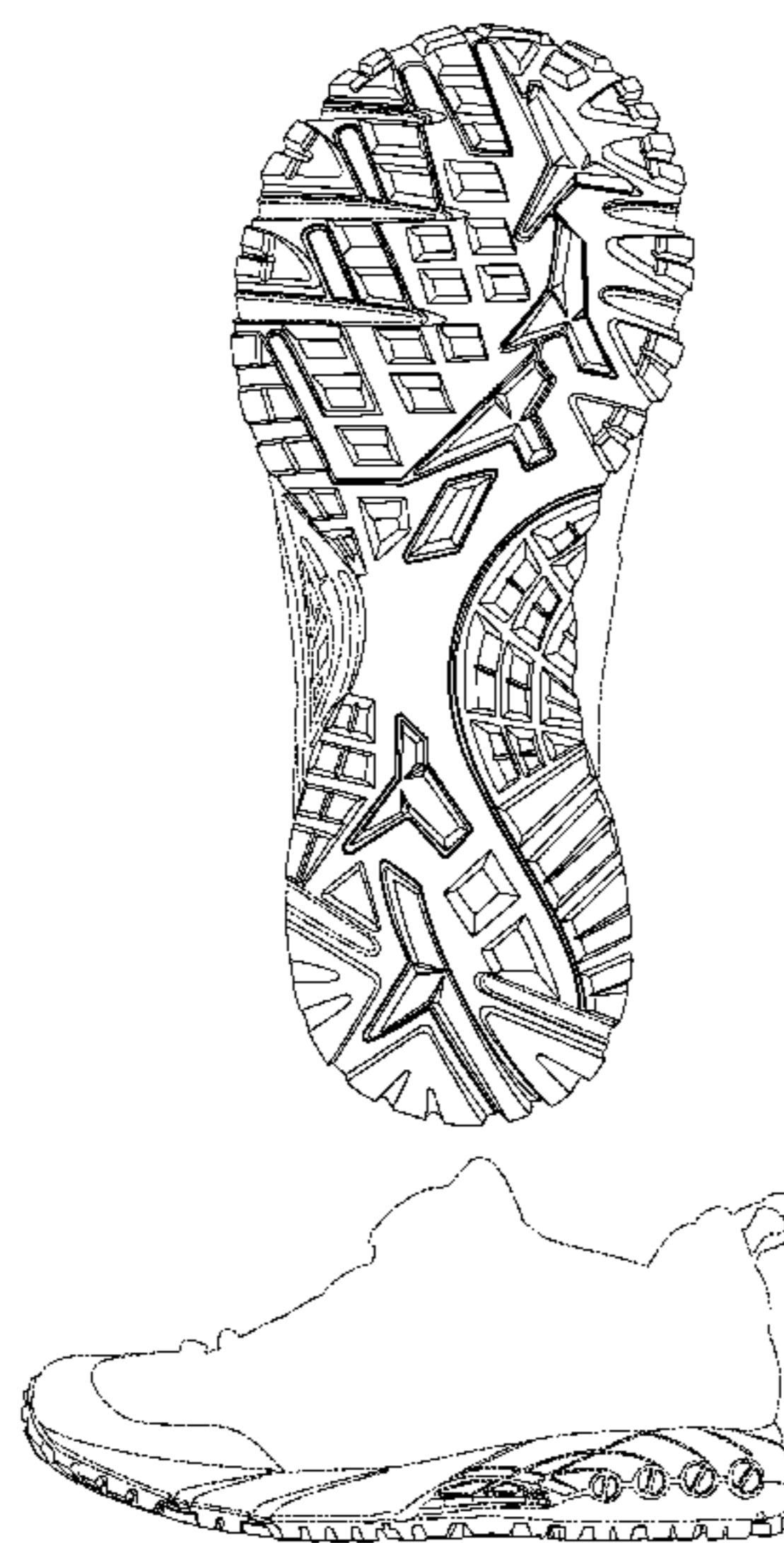
(57) **CLAIM**

The ornamental design for footwear sole, as shown and described.

DESCRIPTION

FIG. 1 is a perspective view of the footwear sole embodying the new design;
FIG. 2 is a bottom view thereof;
FIG. 3 is a right side view thereof;
FIG. 4 is a left side view thereof;
FIG. 5 is a front view thereof; and,
FIG. 6 is a rear view thereof.
FIGS. 1-6 show features of an article of footwear in phantom lines. These features are shown for environmental purposes and do not form any part of the claimed design. Further, the phantom lines immediately adjacent the solid-line portions of the design form the boundary of the design, with the phantom lines forming no part of the claimed design.

1 Claim, 4 Drawing Sheets



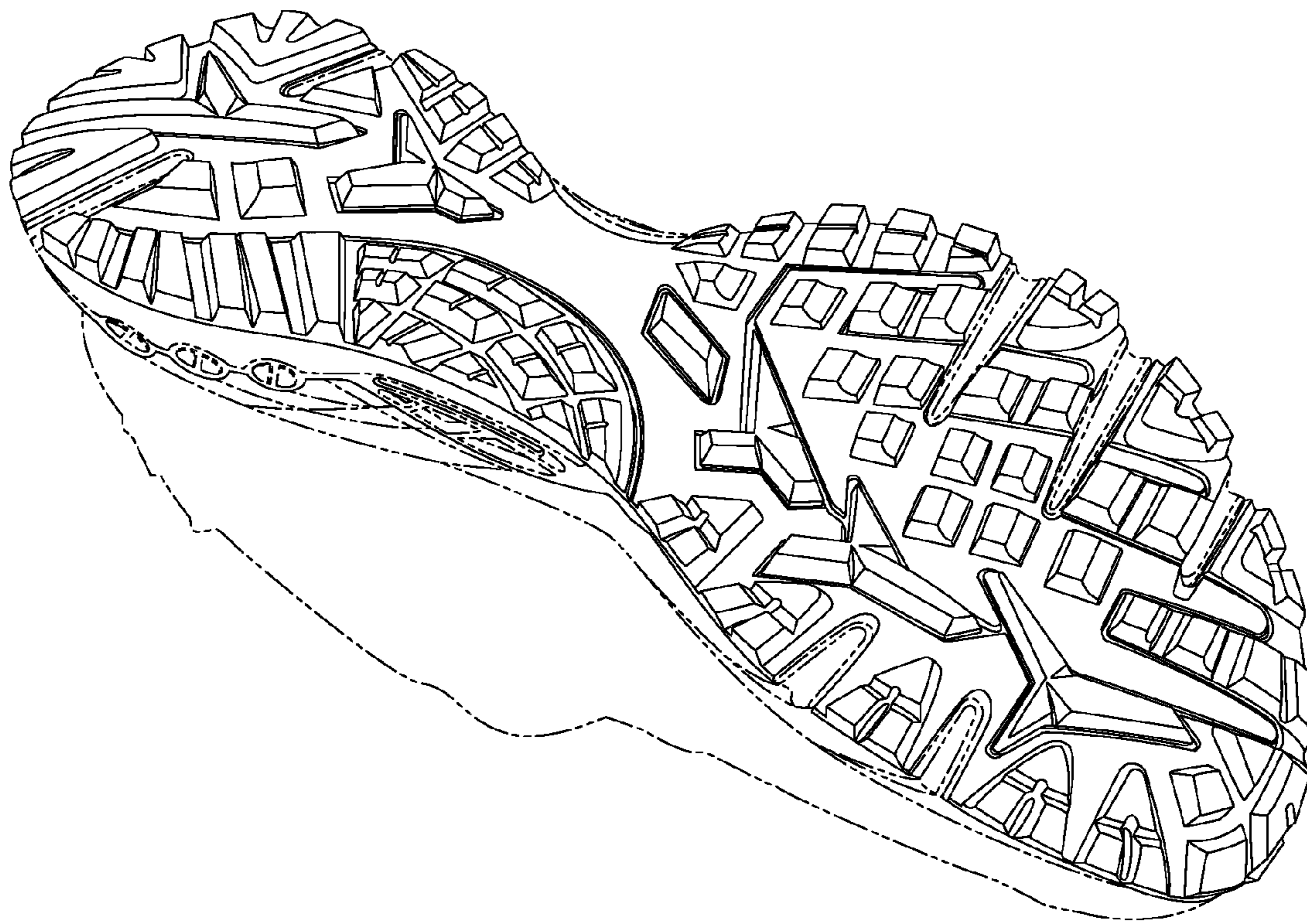


Fig. 1

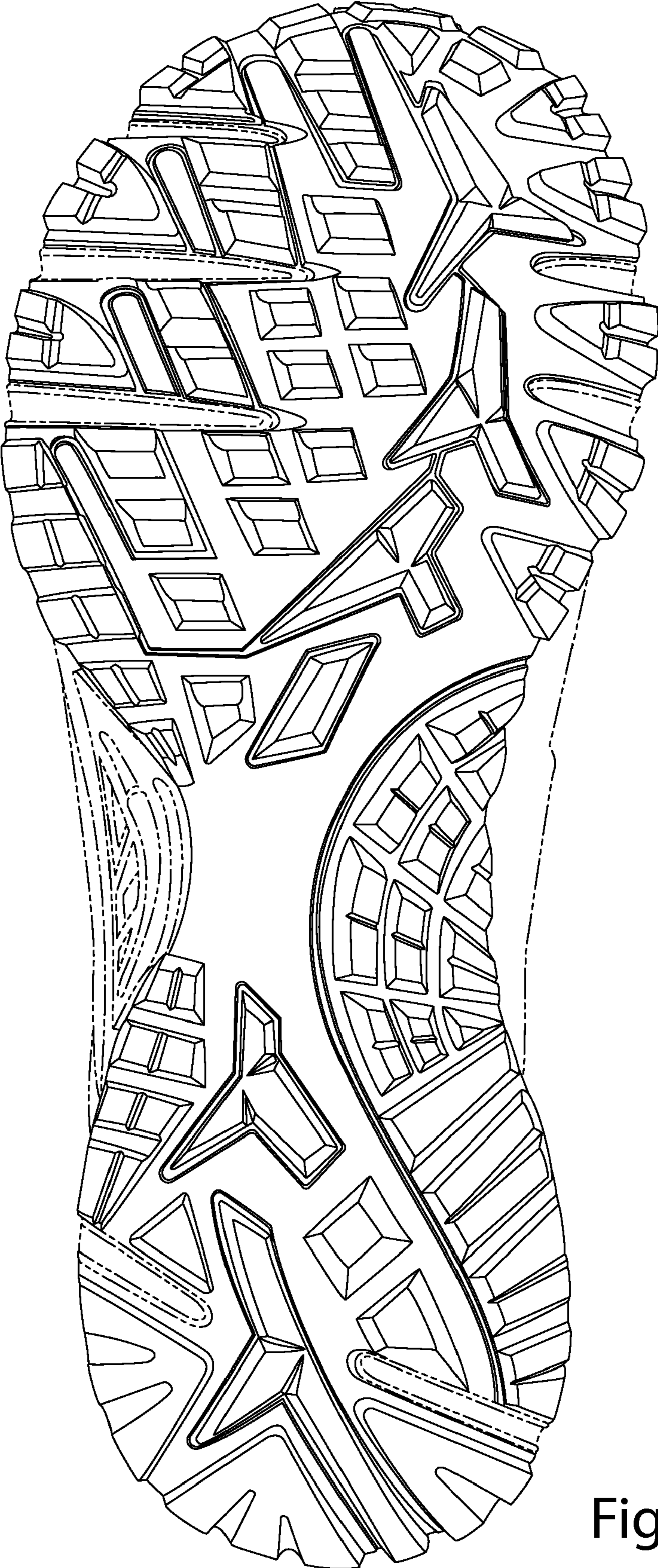


Fig. 2




Fig. 3



Fig. 4

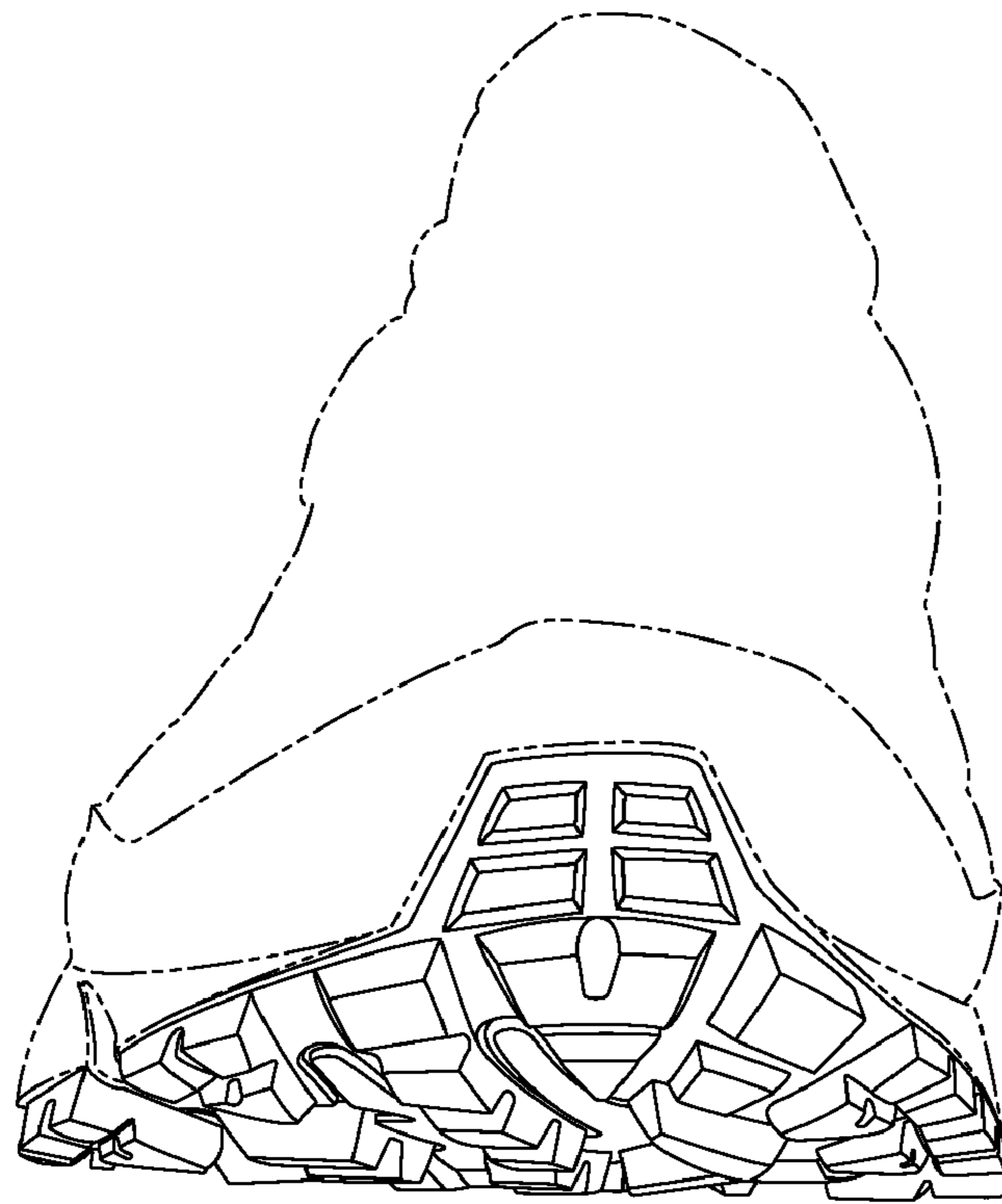


Fig. 5

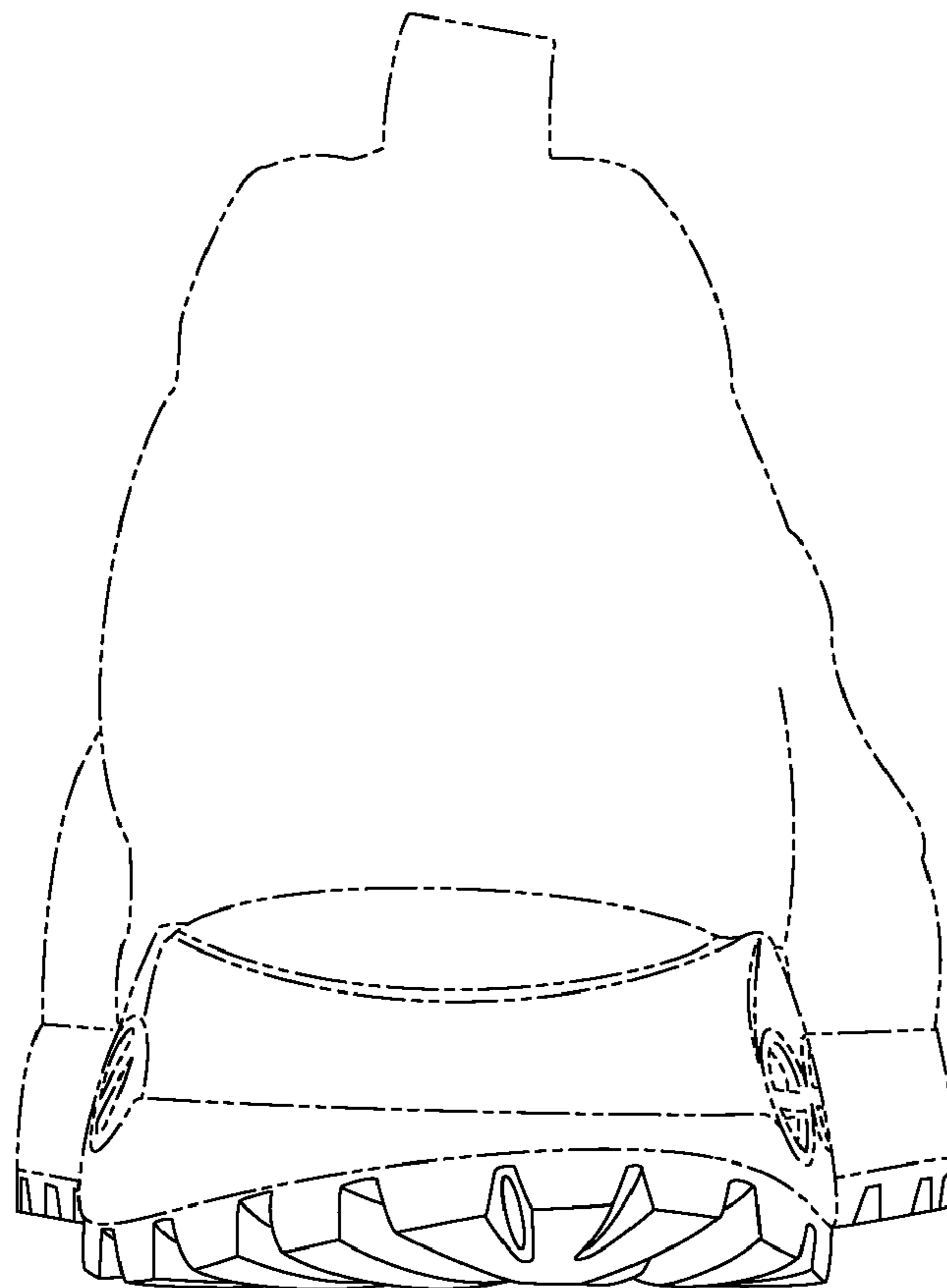


Fig. 6