



US00D561438S

(12) **United States Design Patent** (10) **Patent No.:** **US D561,438 S**
Belley (45) **Date of Patent:** **** Feb. 12, 2008**

(54) **FOOTWEAR SOLE**

(75) Inventor: **Manon Belley**, Laval (CA)

(73) Assignee: **Wolverine World Wide, Inc.**,
Rockford, MI (US)

(**) Term: **14 Years**

(21) Appl. No.: **29/268,665**

(22) Filed: **Nov. 9, 2006**

(51) **LOC (8) Cl.** **02-04**

(52) **U.S. Cl.** **D2/957; D2/953; D2/959;**
D2/960

(58) **Field of Classification Search** D2/902,
D2/947, 951-954, 956-960; 36/3 B, 22 R,
36/24.5, 25 R, 28, 67 A, 59 C, 103
See application file for complete search history.

(56) **References Cited**

U.S. PATENT DOCUMENTS

D241,688 S *	10/1976	Johnson	D2/955
D250,917 S *	1/1979	Wynne	D2/908
D255,176 S *	6/1980	Fuzita	D2/953
D335,572 S *	5/1993	Peterson	D2/959
D337,428 S *	7/1993	Allen et al.	D2/954
D342,375 S *	12/1993	Nichol, Jr.	D2/959
D356,671 S *	3/1995	Blanchini	D2/957
D362,745 S *	10/1995	Skrivanek	D2/916
D390,348 S *	2/1998	Meyer et al.	D2/957
D397,546 S *	9/1998	Merceron	D2/951
D412,394 S *	8/1999	Loveder	D2/959
D426,372 S *	6/2000	Price	D2/908
6,105,279 A *	8/2000	Bouchoms	36/25 R
D433,558 S *	11/2000	Matis et al.	D2/959
6,178,662 B1 *	1/2001	Legatzke	36/3 R
D440,747 S *	4/2001	Matis et al.	D2/957
D446,636 S *	8/2001	McClaskie	D2/957
D446,915 S *	8/2001	Cockrell	D2/959
D483,554 S *	12/2003	Burg et al.	D2/952
6,665,961 B2 *	12/2003	Kobayashi et al.	36/127

D487,955 S *	4/2004	Ammon	D2/953
D507,399 S *	7/2005	White et al.	D2/957
D523,215 S *	6/2006	Drazic	D2/951
D543,340 S *	5/2007	Favreau et al.	D2/960
2006/0201028 A1 *	9/2006	Chan et al.	36/28

OTHER PUBLICATIONS

CAT Footwear 1997 Catalog, p. 37.
Merrell Sandals Spring, Summer 1996 Catalog, p. 4.
Hy-Test Boot and Shoes 1998 Catalog, p. 69.
Merrell Spring 2000 Catalog, p. 41.

* cited by examiner

Primary Examiner—Celia A. Murphy
(74) *Attorney, Agent, or Firm*—Warner Norcross & Judd
LLP

(57) **CLAIM**

The ornamental design for footwear sole, as shown and described.

DESCRIPTION

FIG. 1 is a perspective view of the footwear sole embodying the new design;

FIG. 2 is a bottom view thereof;

FIG. 3 is a right side view thereof;

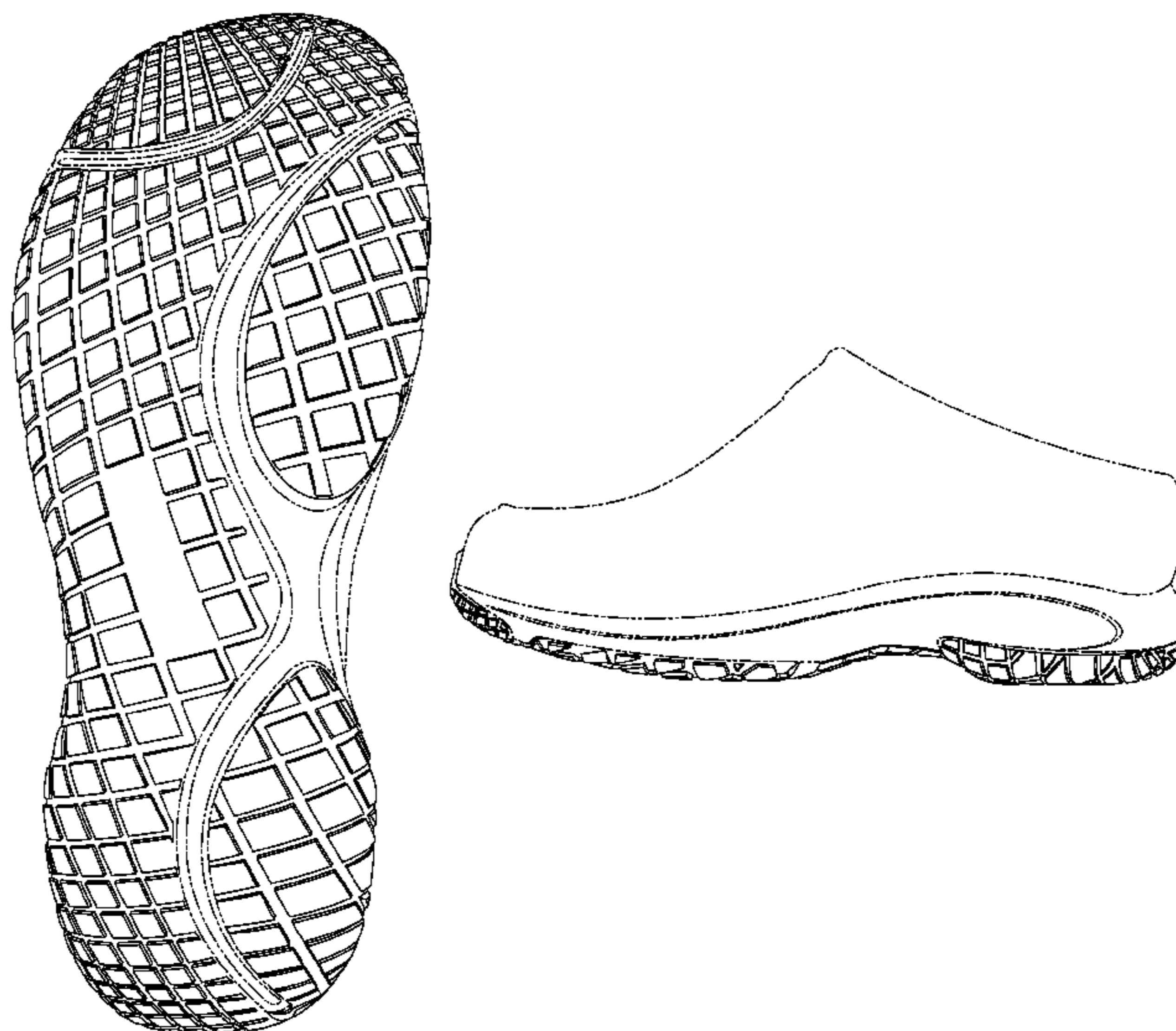
FIG. 4 is a left side view thereof;

FIG. 5 is a front view thereof; and,

FIG. 6 is a rear view thereof.

FIGS. 1-6 show features of an article of footwear in phantom lines. These features are shown for environmental purposes and do not form any part of the claimed design. Further, the phantom lines immediately adjacent the solid-line portions of the design form the boundary of the design, with the phantom lines forming no part of the claimed design.

1 Claim, 4 Drawing Sheets



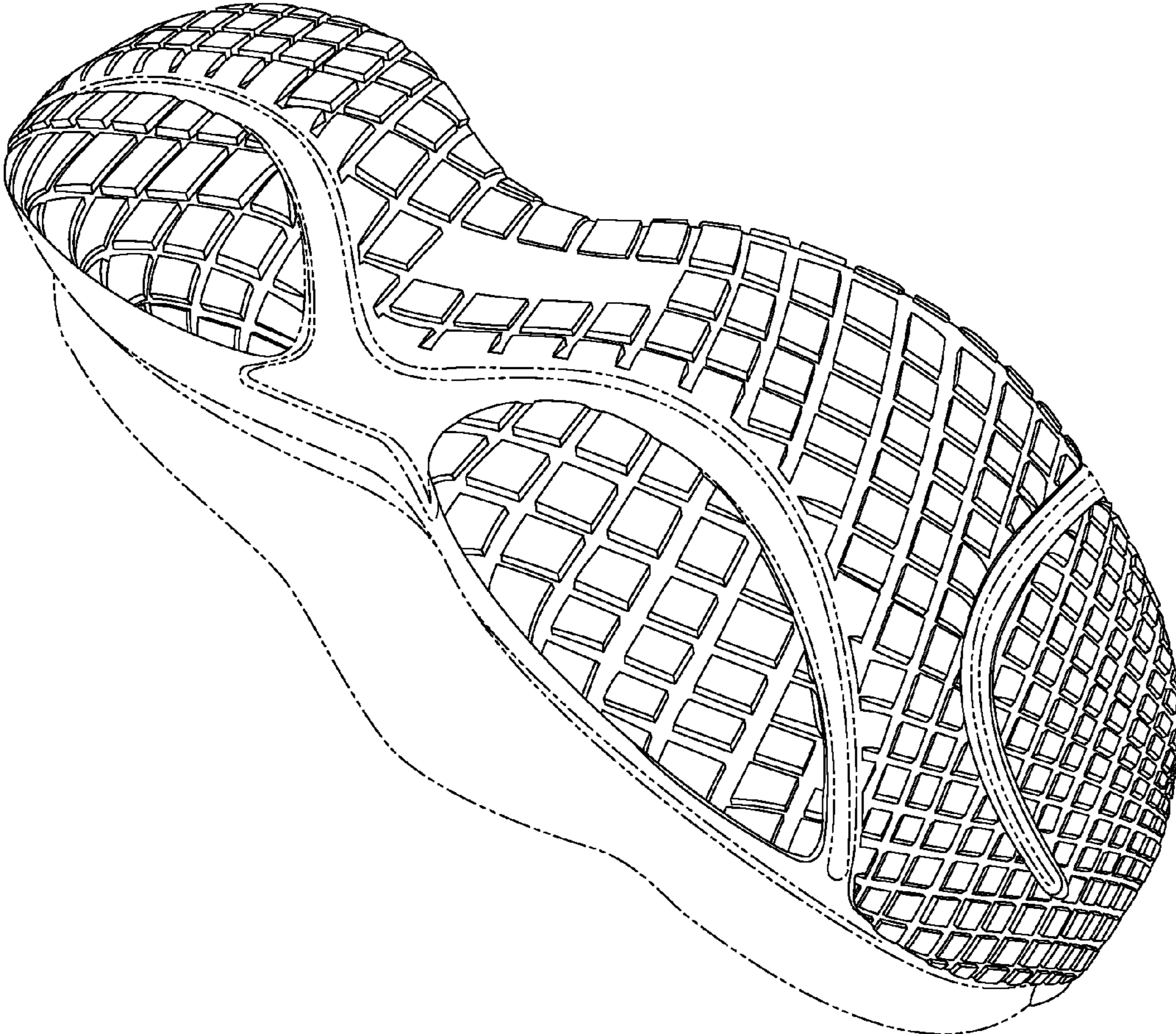


Fig. 1

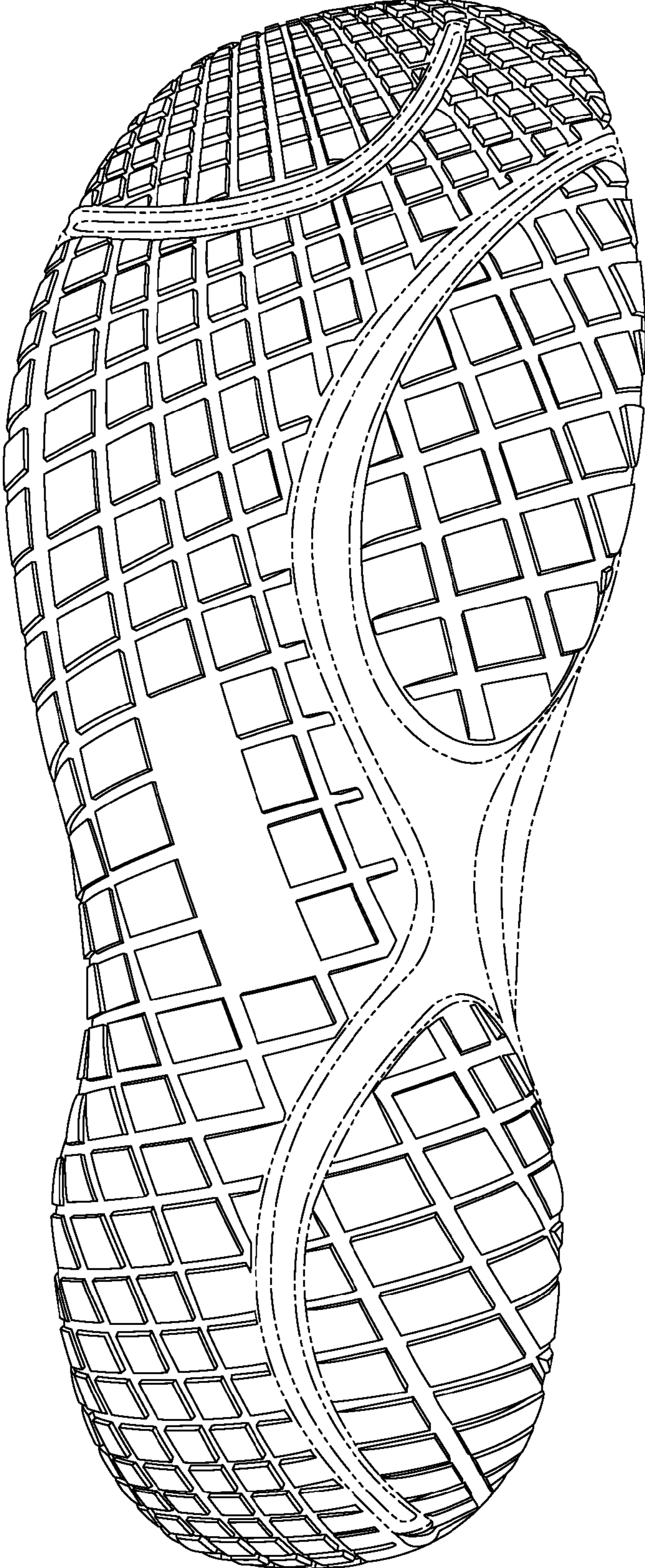


Fig. 2

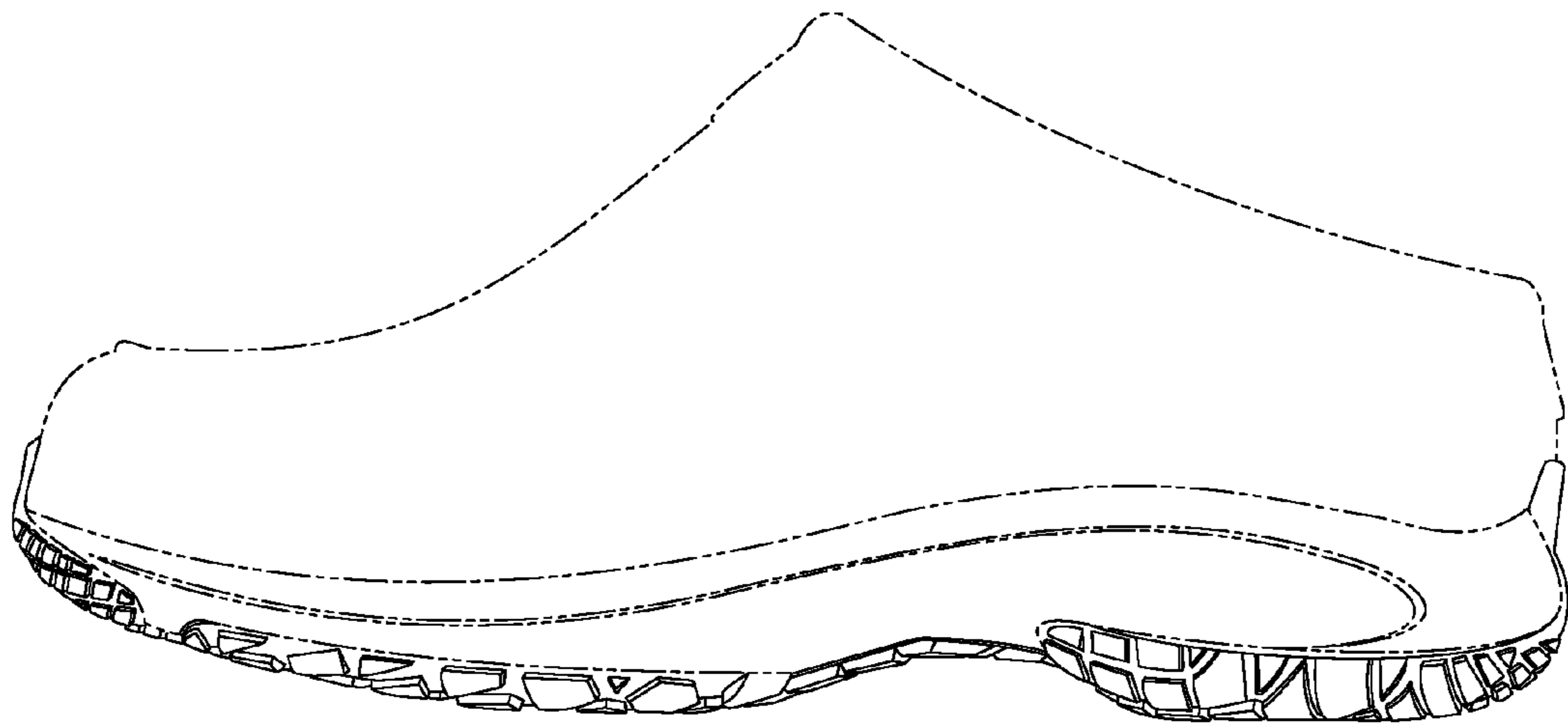


Fig. 3




Fig. 4

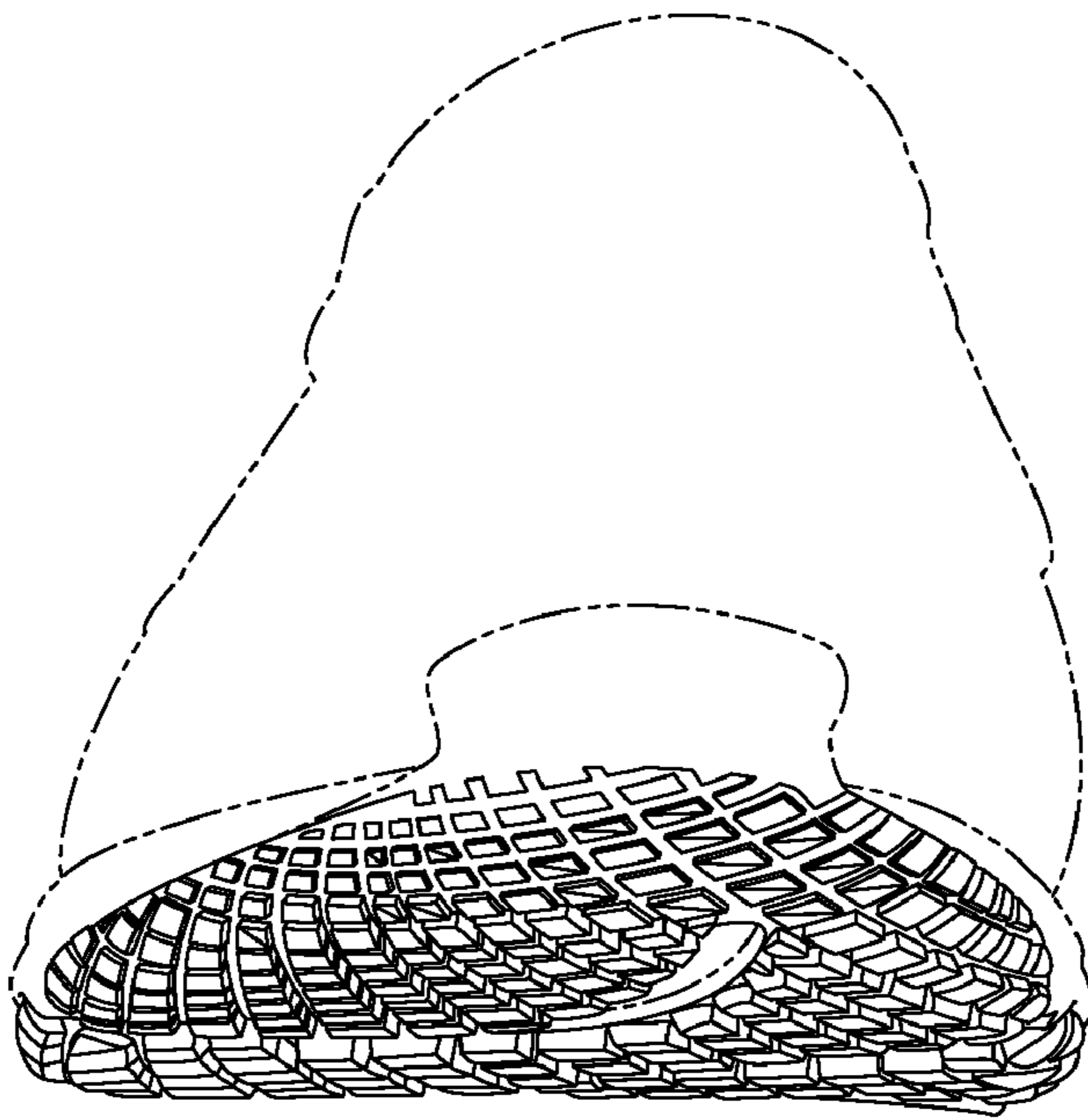


Fig. 5

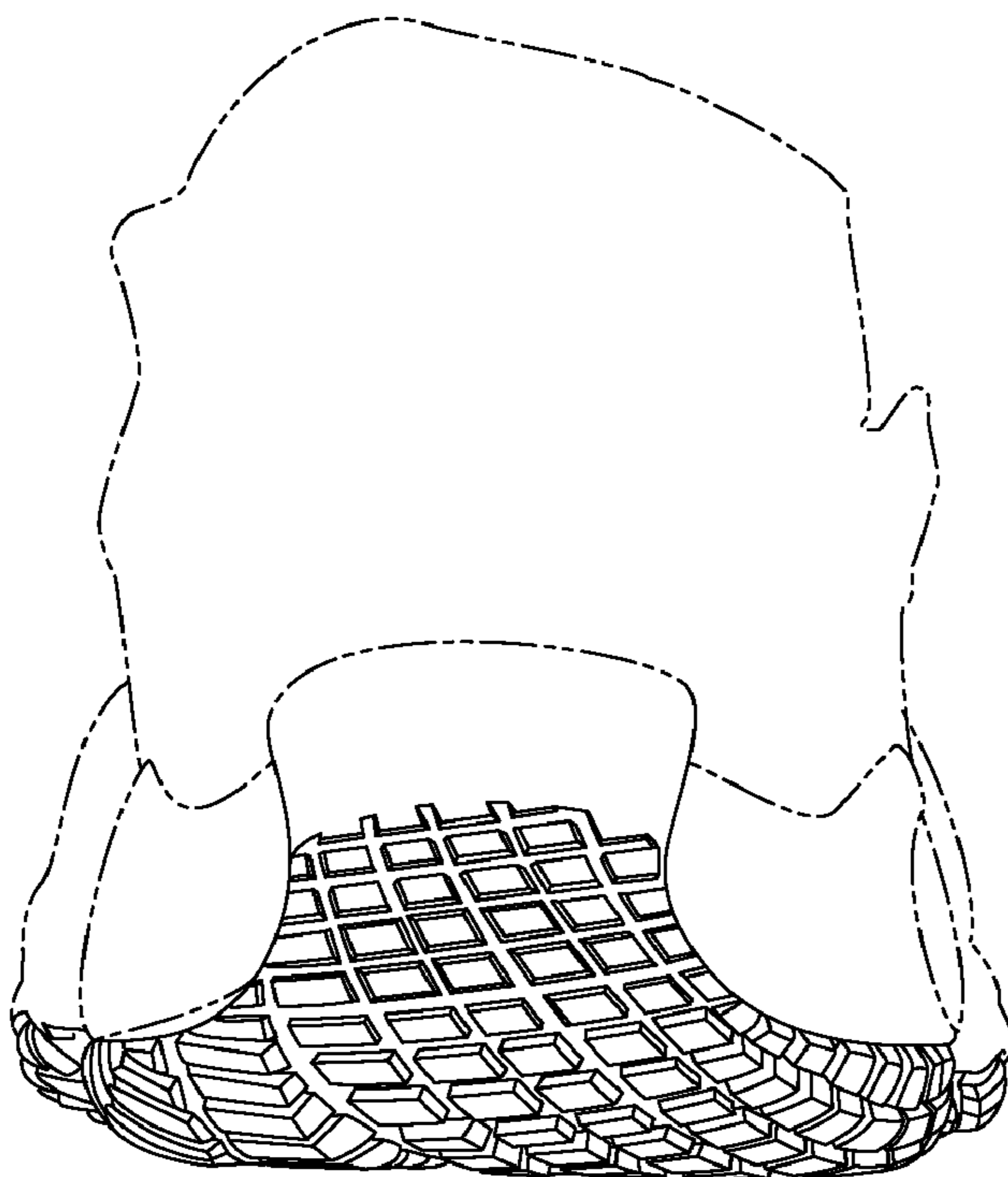


Fig. 6