



US00D561437S

(12) **United States Design Patent**
Evans et al.

(10) **Patent No.:** **US D561,437 S**
(45) **Date of Patent:** **** Feb. 12, 2008**

(54) **FOOTWEAR SOLE**

(75) Inventors: **Karra K. Evans**, Cedar Springs, MI
(US); **Grant A. Urie**, Shelbourne, VT
(US)

(73) Assignee: **Wolverine World Wide, Inc.**,
Rockford, MI (US)

(**) Term: **14 Years**

(21) Appl. No.: **29/268,697**

(22) Filed: **Nov. 9, 2006**

(51) **LOC (8) Cl.** **02-04**

(52) **U.S. Cl.** **D2/956; D2/953; D2/954;**
D2/955; D2/957

(58) **Field of Classification Search** D2/902,
D2/947, 951, 953-957, 959, 960; 36/3 B,
36/22 R, 24.5, 25 R, 59 C, 103
See application file for complete search history.

(56) **References Cited**

U.S. PATENT DOCUMENTS

5,853,844	A	*	12/1998	Wen	428/119
D441,944	S	*	5/2001	Rogers	D2/956
D445,561	S	*	7/2001	Bramani	D2/954
D502,595	S	*	3/2005	Sonnergren	D2/955
D503,029	S	*	3/2005	Sonnergren	D2/955
D504,758	S	*	5/2005	Sonnergren	D2/955
D507,097	S	*	7/2005	Sonnergren	D2/956
D508,764	S		8/2005	Sonnergren		
D509,048	S		9/2005	Sonnergren		
D509,344	S	*	9/2005	Sonnergren	D2/956
D515,290	S	*	2/2006	Sonnergren	D2/954
D515,291	S	*	2/2006	Sonnergren	D2/954
D518,280	S		4/2006	Matis et al.		
D530,893	S		10/2006	Sonnergren		
D545,533	S	*	7/2007	Belley et al.	D2/956
D546,034	S	*	7/2007	Matis et al.	D2/956
D547,036	S	*	7/2007	Schoenborn et al.	D2/956
D547,037	S	*	7/2007	Nakano	D2/956

D547,933	S	*	8/2007	Loverin	D2/955
D549,937	S	*	9/2007	Matis et al.	D2/956
D549,938	S	*	9/2007	Belley et al.	D2/956
D549,939	S	*	9/2007	Schoenborn et al.	D2/956
D550,436	S	*	9/2007	Matis et al.	D2/953
D551,435	S	*	9/2007	Belley et al.	D2/956

OTHER PUBLICATIONS

CAT Footwear 1997 Catalog, p. 37.
Merrell Sandals Spring, Summer 1996 Catalog, 4.
Hy-Test 1998 Protective and Occupational Footwear Catalog, p. 69.
Merrell Spring 2000 Catalog, p. 41.
Harley-Davidson Footwear 2000 Catalog, p. 33.

* cited by examiner

Primary Examiner—Celia A. Murphy

(74) *Attorney, Agent, or Firm*—Warner Norcross & Judd
LLP

(57) **CLAIM**

The ornamental design for footwear sole, as shown and described.

DESCRIPTION

FIG. 1 is a perspective view of the footwear sole embodying the new design;

FIG. 2 is a bottom view thereof;

FIG. 3 is a right side view thereof;

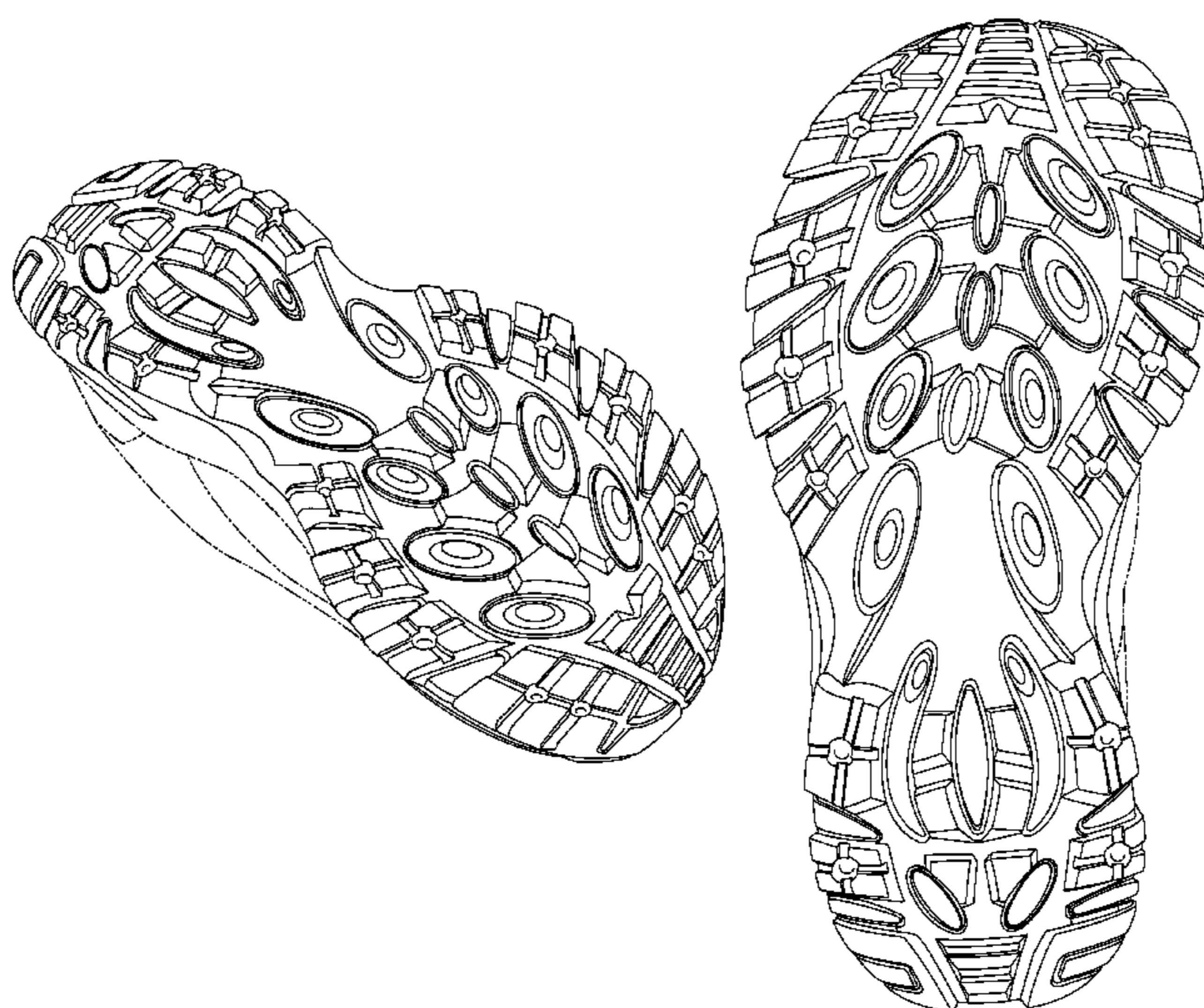
FIG. 4 is a left side view thereof;

FIG. 5 is a front view thereof; and,

FIG. 6 is a rear view thereof.

FIGS. 1-6 show features of an article of footwear in phantom lines. These features are shown for environmental purposes and do not form any part of the claimed design. Further, the phantom lines immediately adjacent the solid-line portions of the design form the boundary of the design, with the phantom lines forming no part of the claimed design.

1 Claim, 4 Drawing Sheets



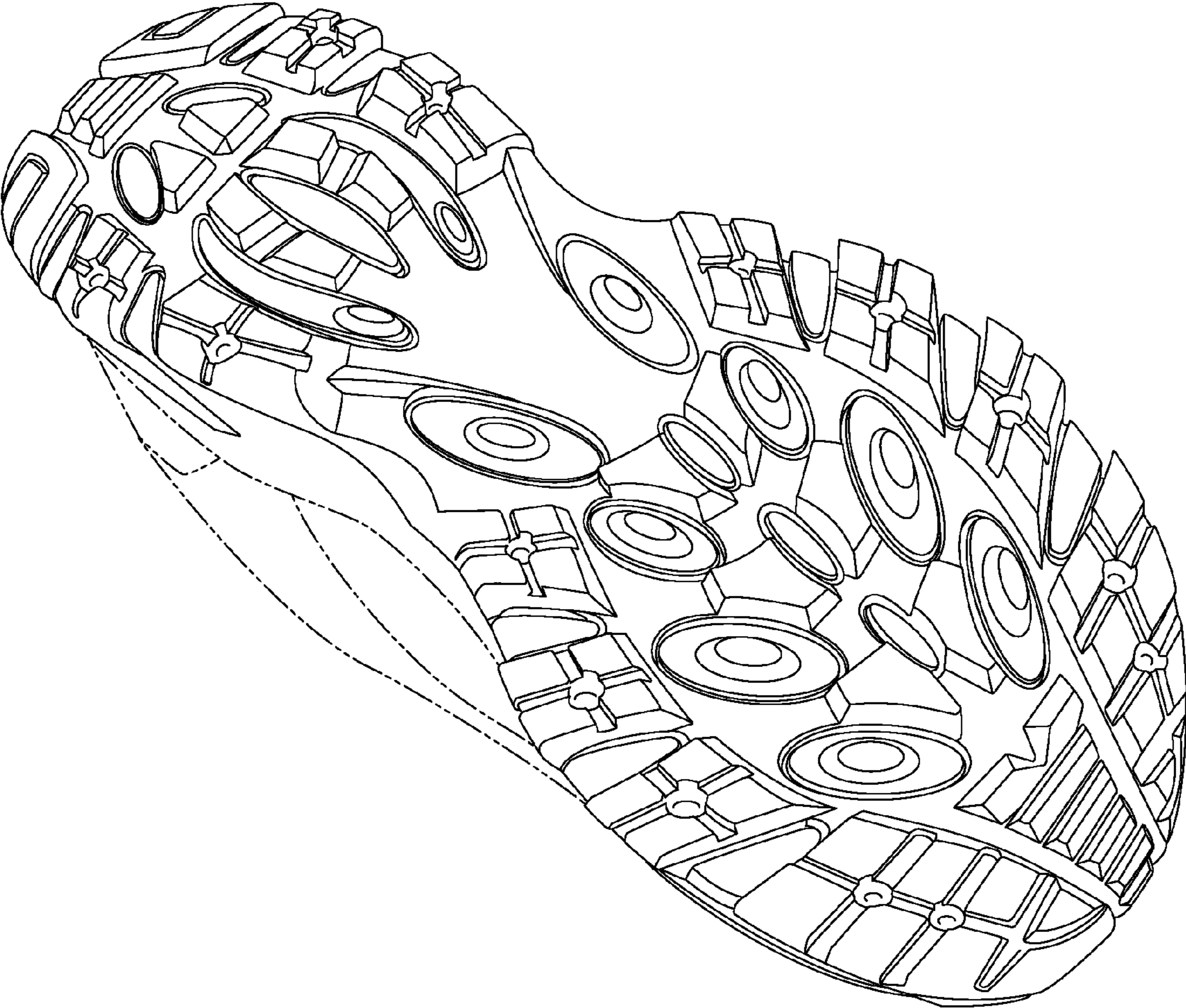


Fig. 1

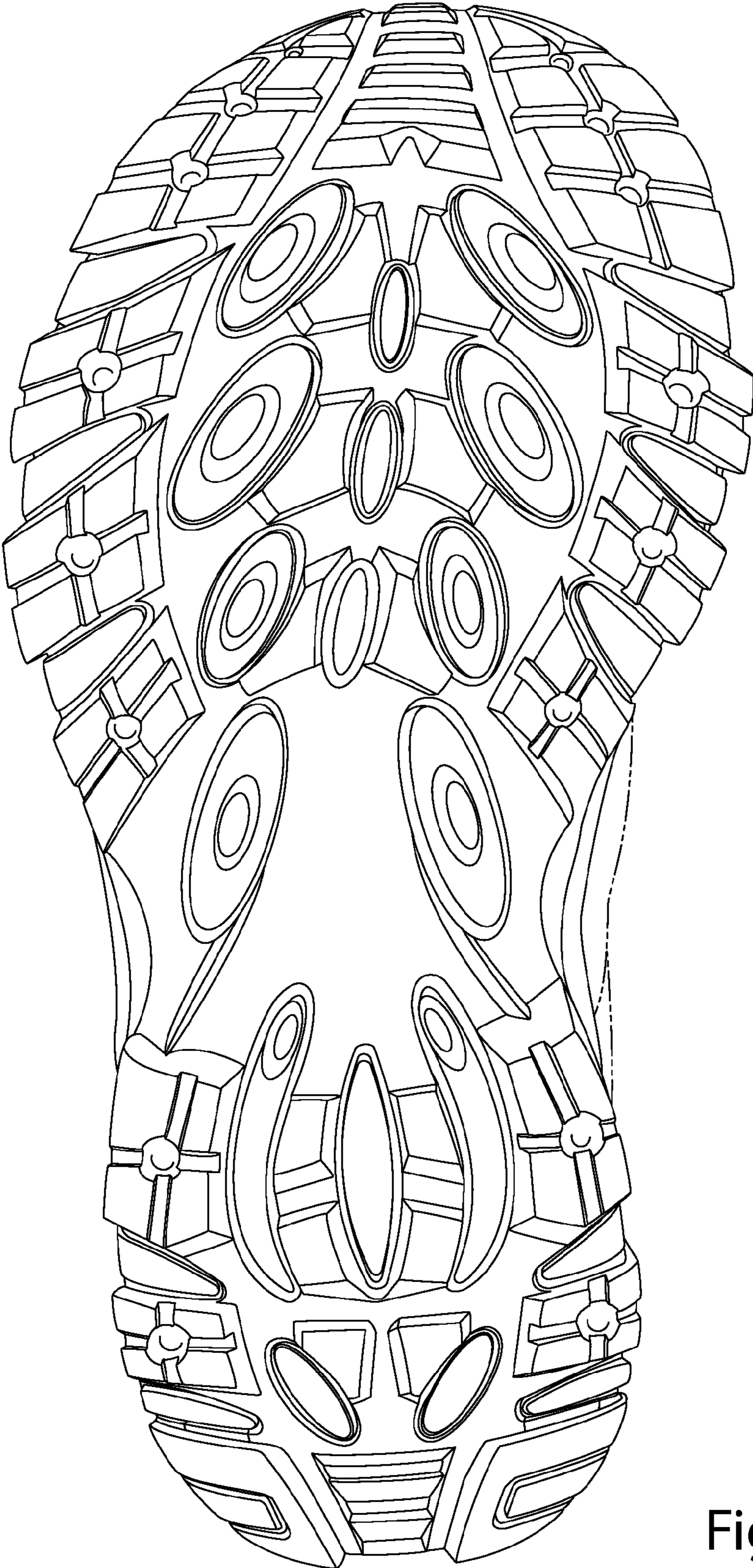


Fig. 2

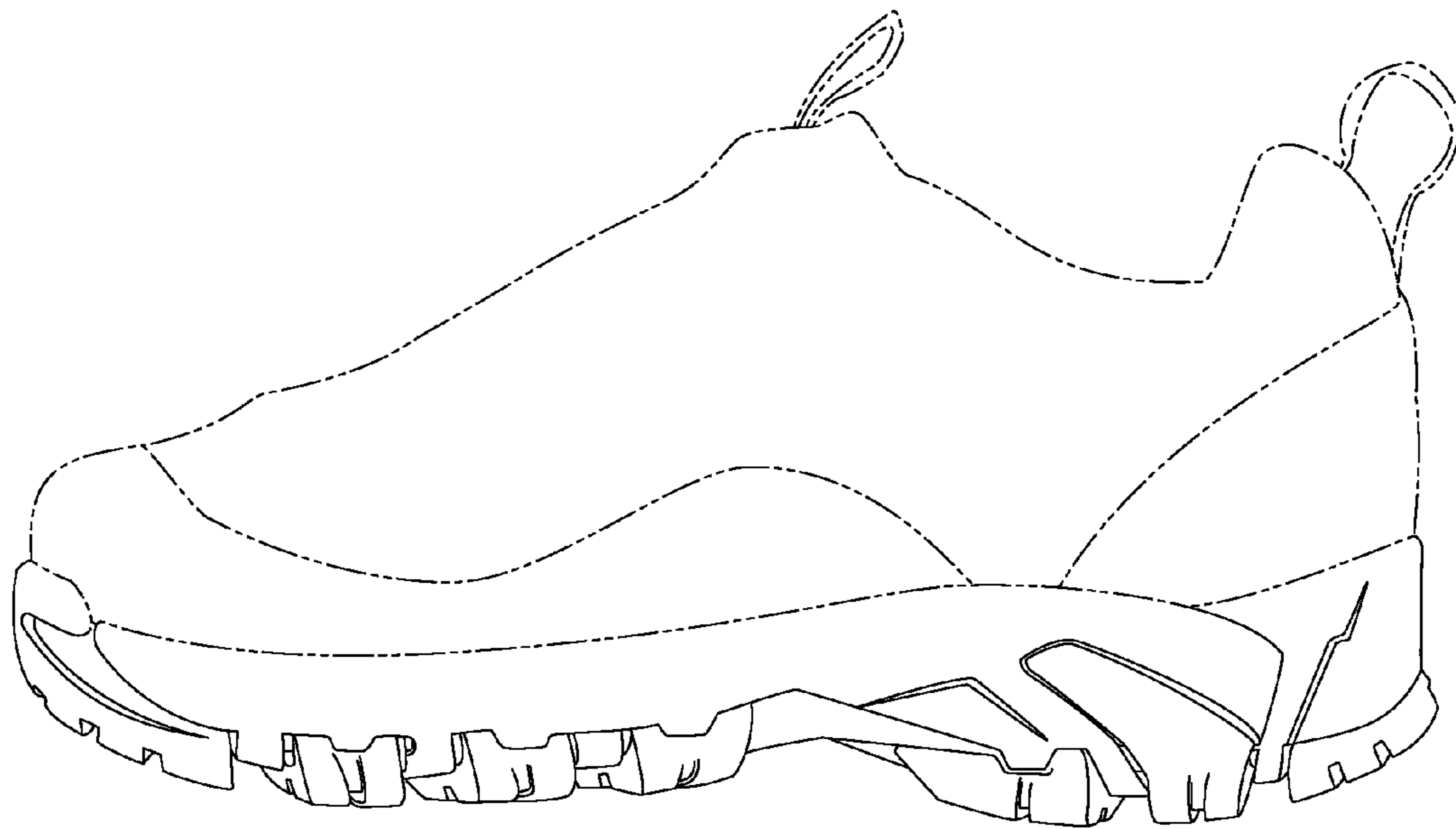


Fig. 3




Fig. 4

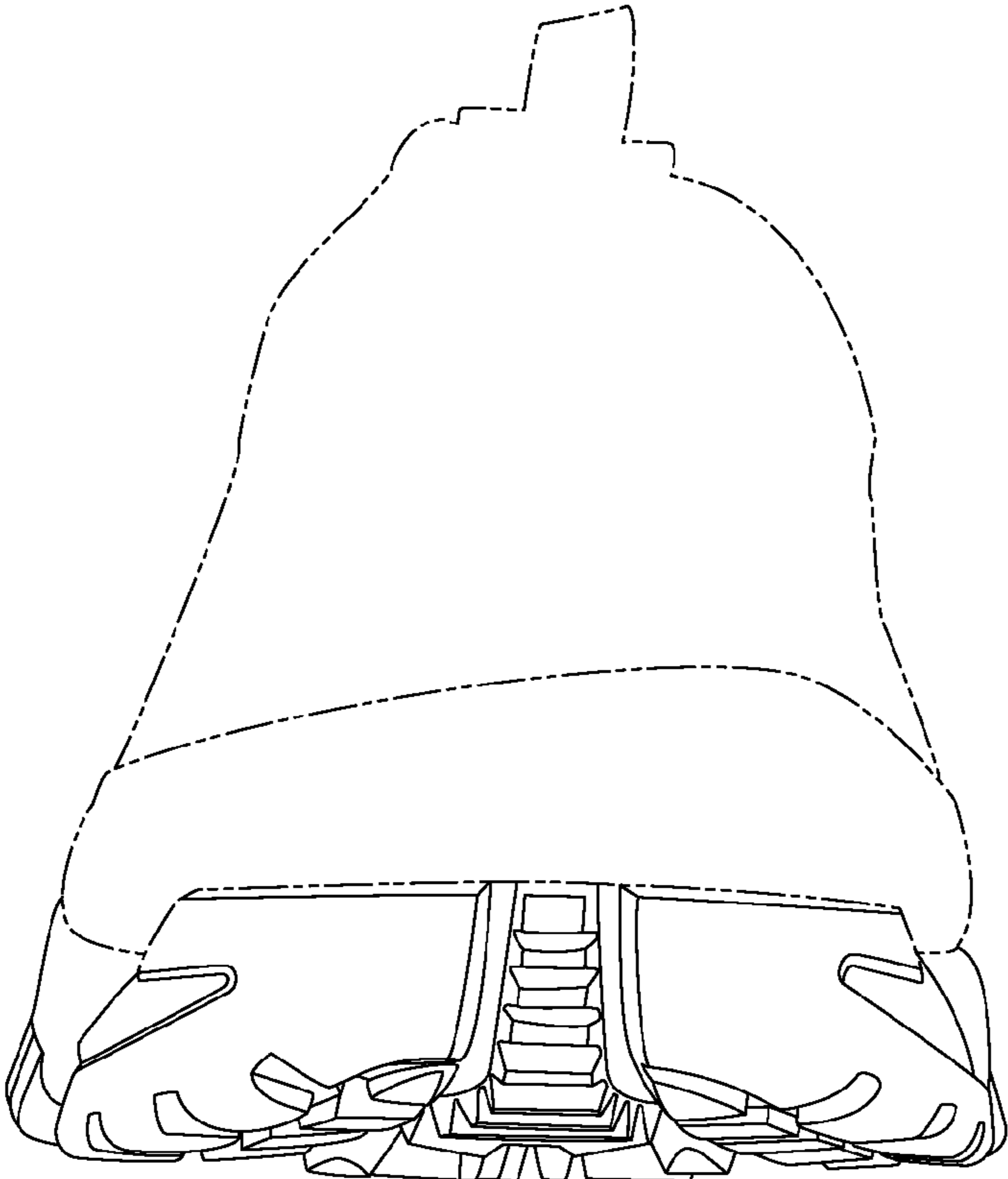


Fig. 5

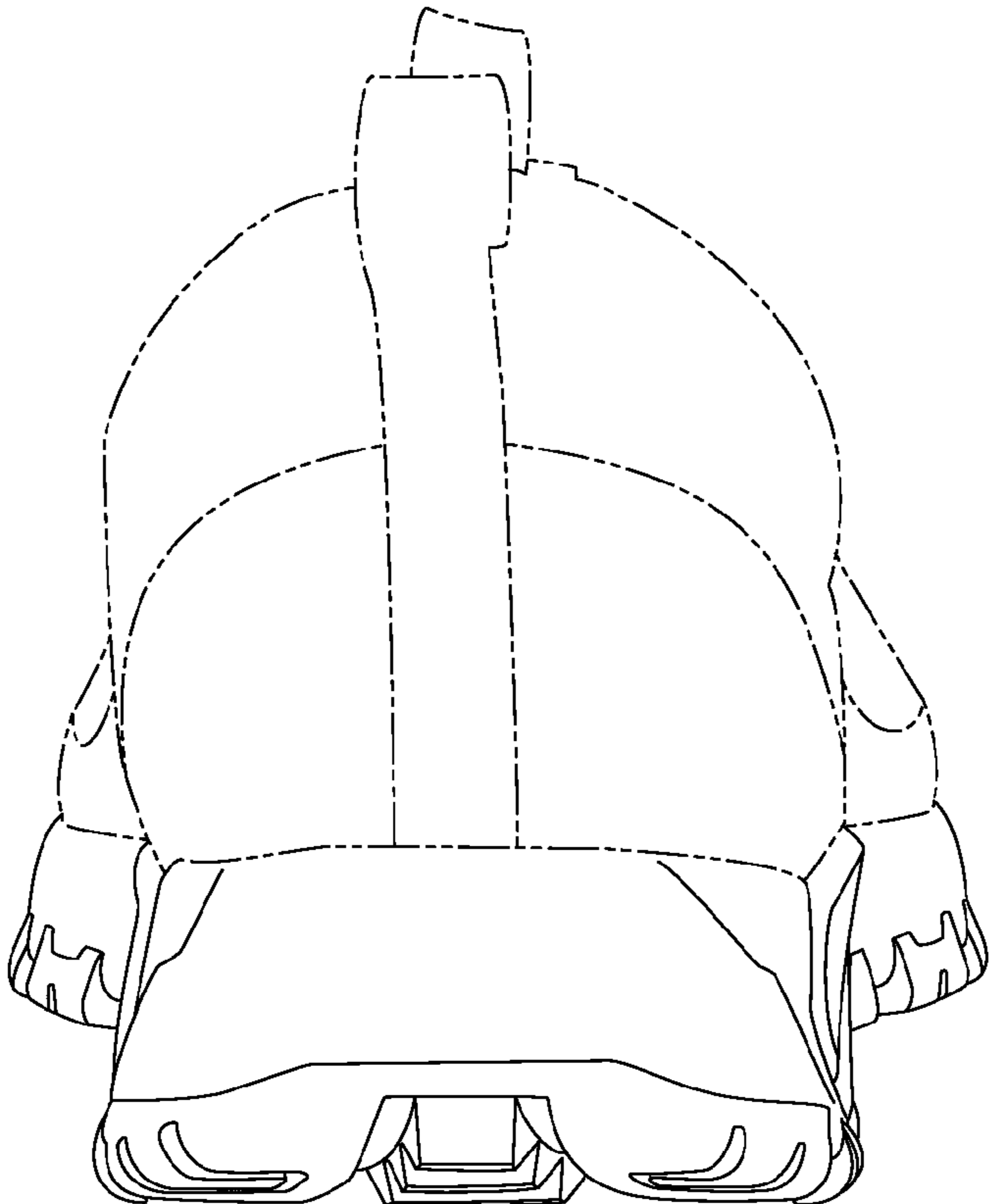


Fig. 6