



US00D561436S

(12) **United States Design Patent** (10) **Patent No.:** **US D561,436 S**
St. Louis (45) **Date of Patent:** **** Feb. 12, 2008**

(54) **FOOTWEAR SOLE**
(75) Inventor: **Julie St. Louis**, Montreal (CA)
(73) Assignee: **Wolverine World Wide, Inc.**,
Rockford, MI (US)
(**) Term: **14 Years**
(21) Appl. No.: **29/268,605**
(22) Filed: **Nov. 9, 2006**

D547,037 S * 7/2007 Nakano D2/956
D549,937 S * 9/2007 Matis et al. D2/956
D549,939 S * 9/2007 Schoenborn et al. D2/956
D551,434 S * 9/2007 Nakano D2/955
D551,435 S * 9/2007 Belley et al. D2/956

OTHER PUBLICATIONS

CAT Footwear 1997 Catalog, p. 37.
Merrell Sandals Spring, Summer 1996 Catalog, p. 4.
Hy-Test Boot and Shoes 1998 Catalog, p. 69.
Merrell Spring 2000 Catalog, p. 41.

* cited by examiner

(51) **LOC (8) Cl.** **02-04**
(52) **U.S. Cl.** **D2/956; D2/953; D2/955;**
D2/960
(58) **Field of Classification Search** D2/902,
D2/947, 951, 953-957, 959, 960; 36/3 B,
36/22 R, 24.5, 25 R, 59 C, 103
See application file for complete search history.

Primary Examiner—Celia A. Murphy
(74) *Attorney, Agent, or Firm*—Warner Norcross & Judd
LLP

(57) **CLAIM**

The ornamental design for footwear sole, as shown and described.

(56) **References Cited**

U.S. PATENT DOCUMENTS

D417,942 S * 12/1999 Aguerre D2/916
D424,283 S * 5/2000 Snyder D2/908
D502,595 S * 3/2005 Sonnergren D2/955
D503,029 S * 3/2005 Sonnergren D2/955
D503,522 S * 4/2005 Schoenborn et al. D2/952
D504,344 S * 4/2005 Gotell D2/956
D504,758 S * 5/2005 Sonnergren D2/955
D507,097 S * 7/2005 Sonnergren D2/956
D508,764 S 8/2005 Sonnergren
D509,048 S 9/2005 Sonnergren
D509,345 S 9/2005 Munns
D515,291 S 2/2006 Sonnergren
D518,279 S * 4/2006 Schoenborn et al. D2/953
D518,280 S 4/2006 Matis et al.
D522,724 S 6/2006 Urie et al.
D530,491 S 10/2006 Sonnergren
D530,893 S 10/2006 Sonnergren
D546,034 S * 7/2007 Matis et al. D2/956
D547,036 S * 7/2007 Schoenborn et al. D2/956

DESCRIPTION

FIG. 1 is a perspective view of the footwear sole embodying the new design;

FIG. 2 is a bottom view thereof;

FIG. 3 is a right side view thereof;

FIG. 4 is a left side view thereof;

FIG. 5 is a front view thereof; and,

FIG. 6 is a rear view thereof.

FIGS. 1-6 show features of an article of footwear in phantom lines. These features are shown for environmental purposes and do not form any part of the claimed design. Further, the phantom lines immediately adjacent the solid-line portions of the design form the boundary of the design, with the phantom lines forming no part of the claimed design.

1 Claim, 4 Drawing Sheets



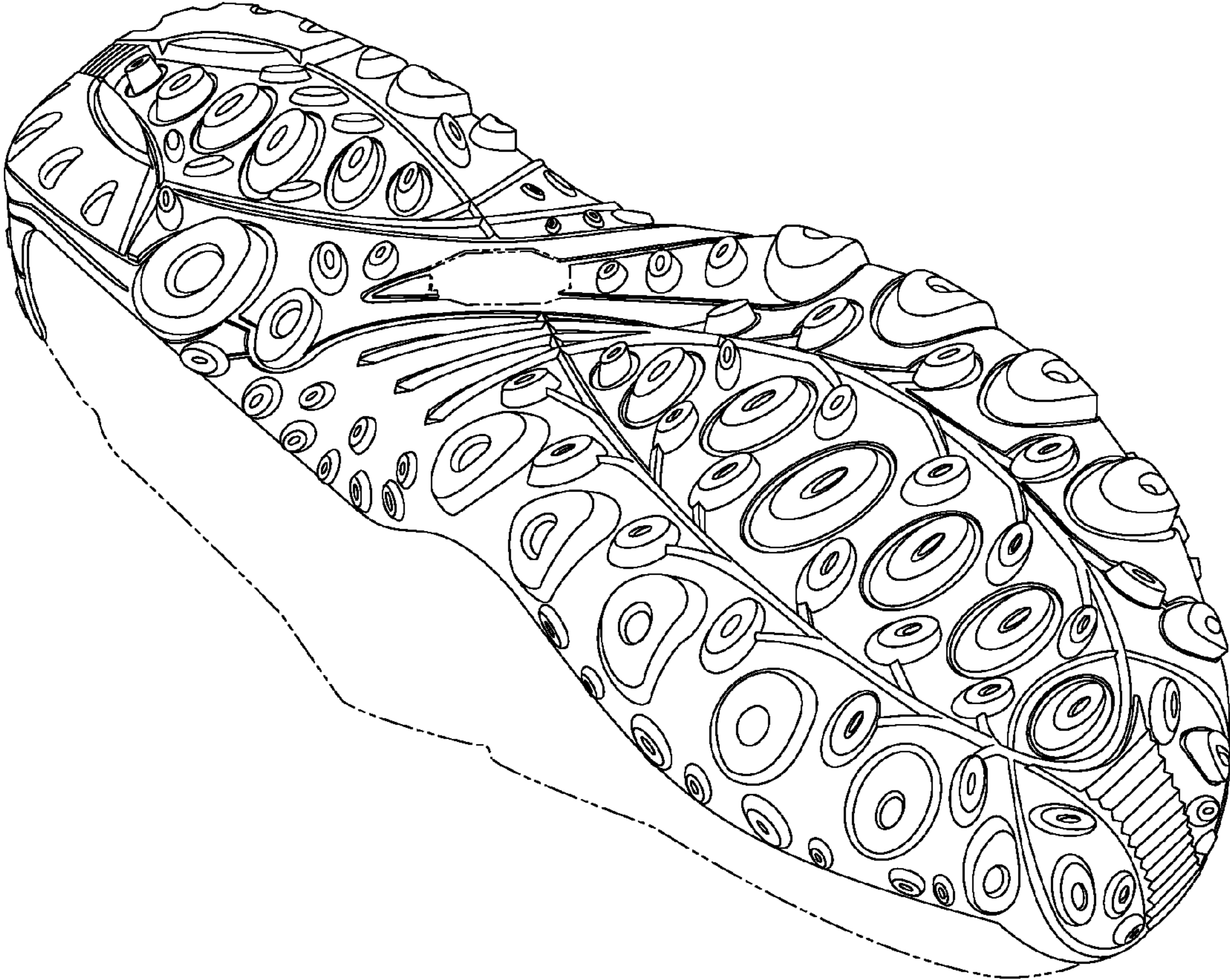


Fig. 1

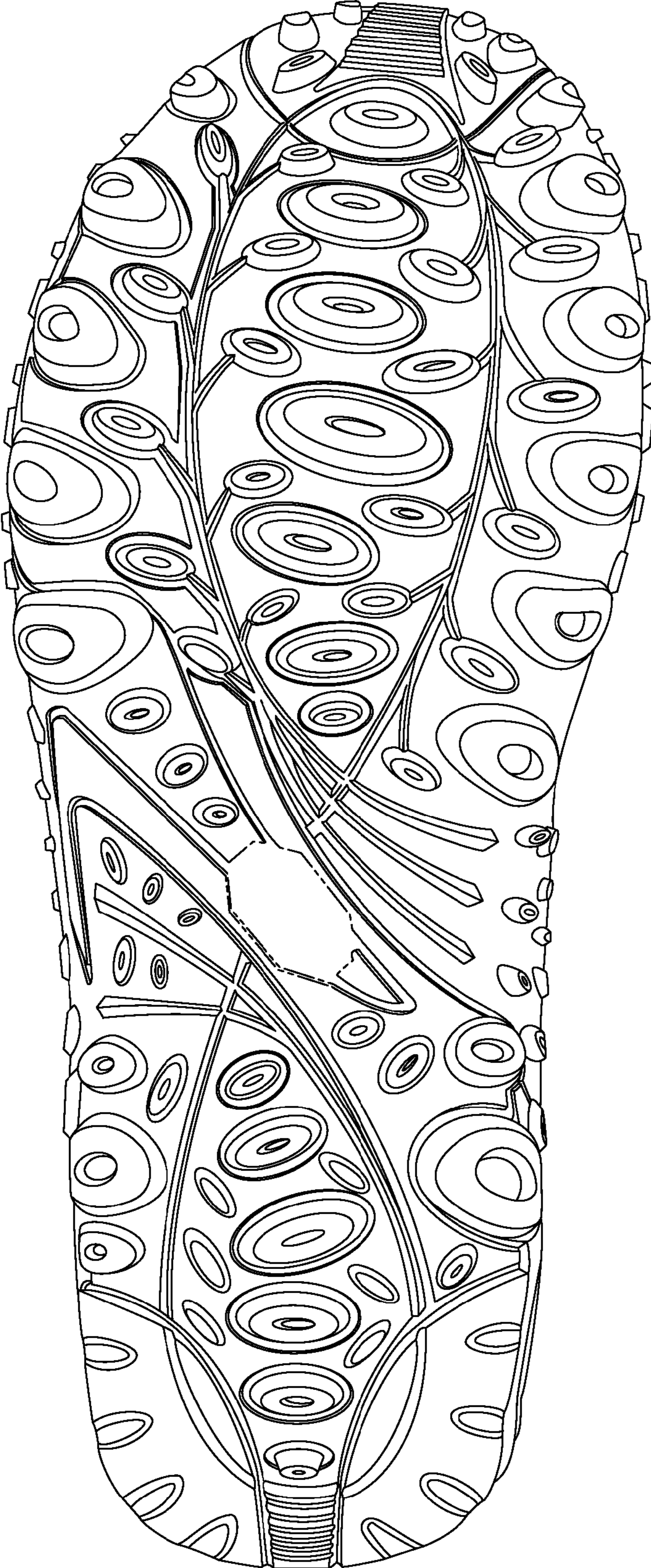


Fig. 2

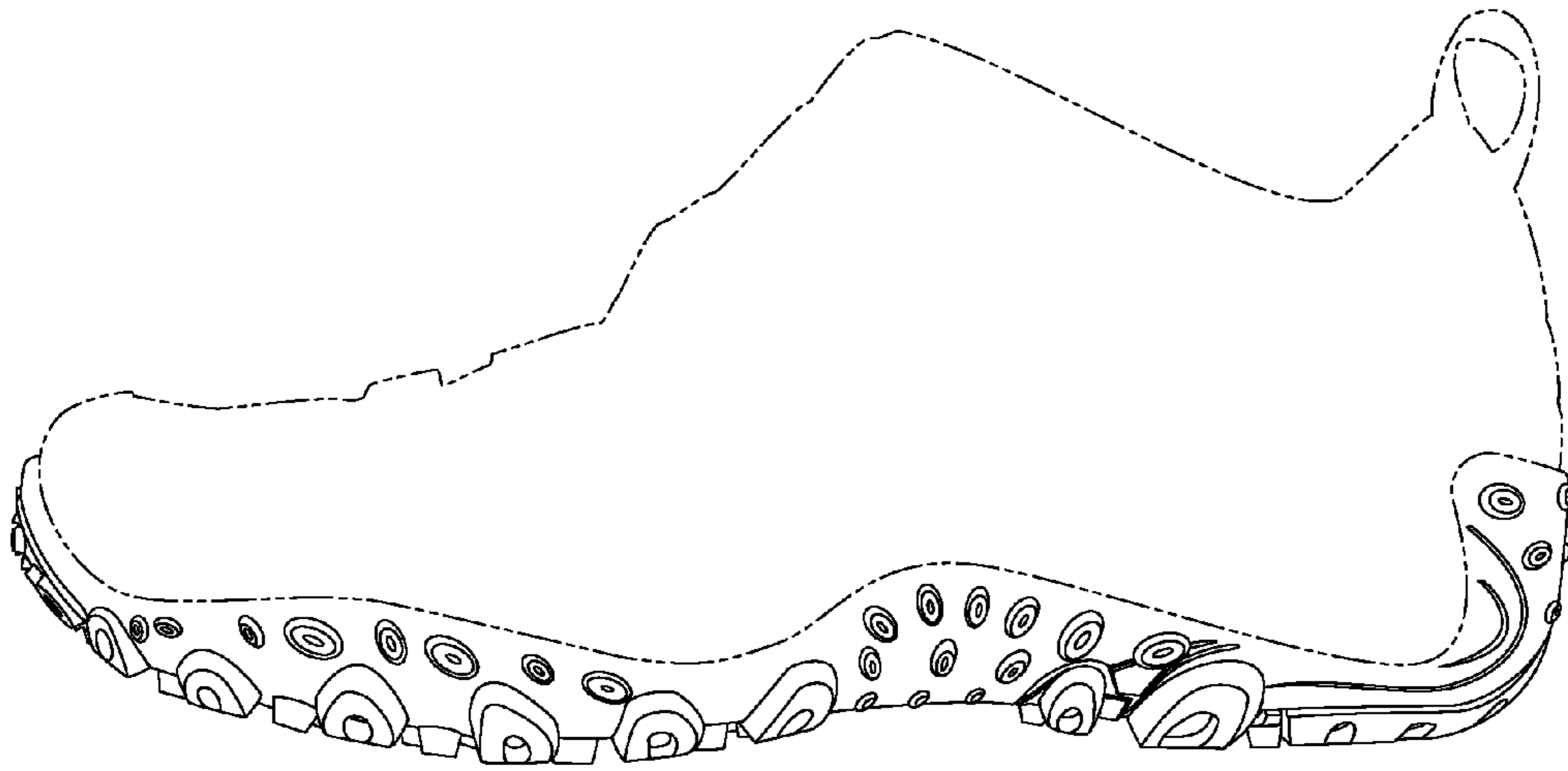


Fig. 3

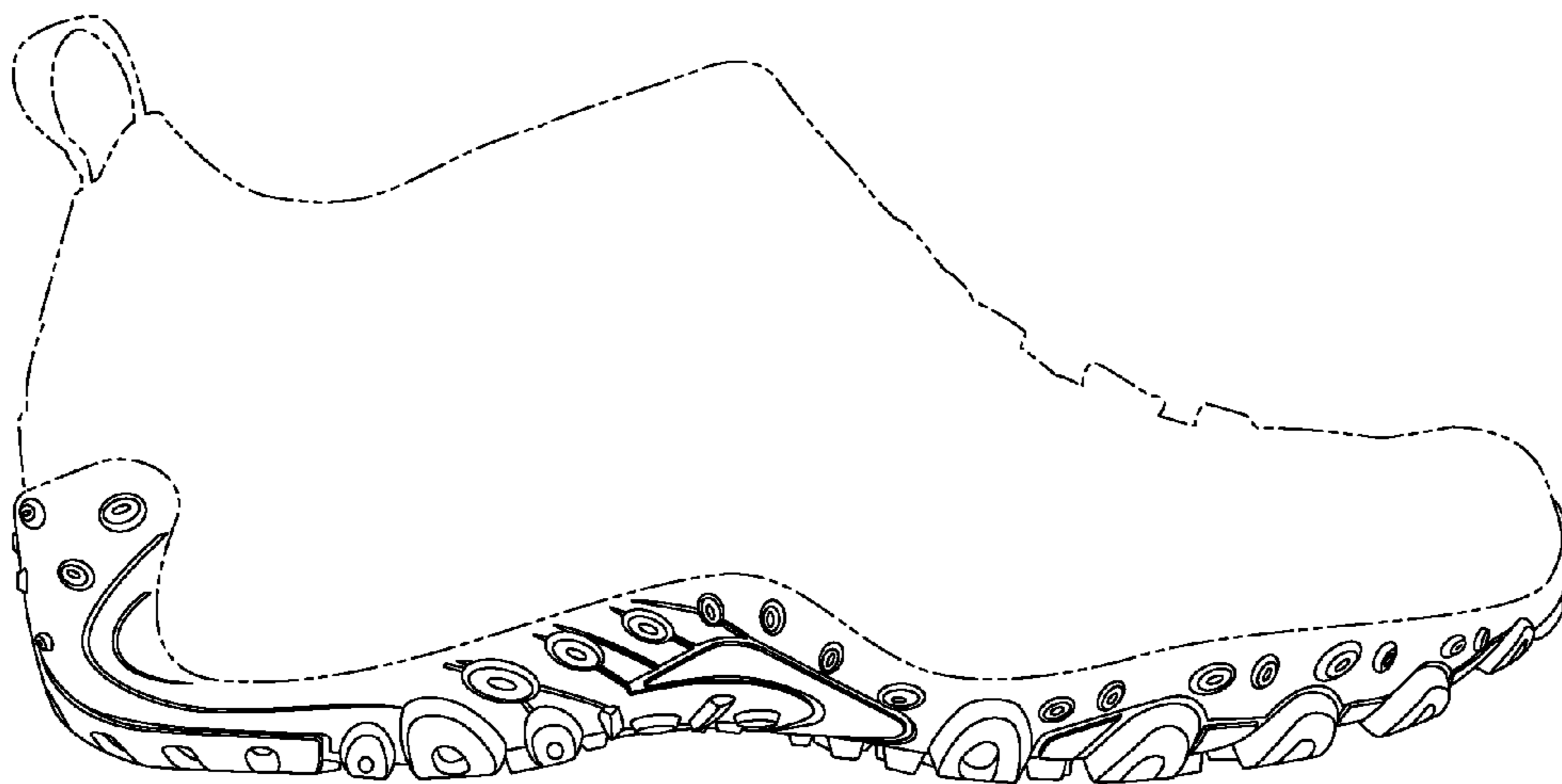


Fig. 4

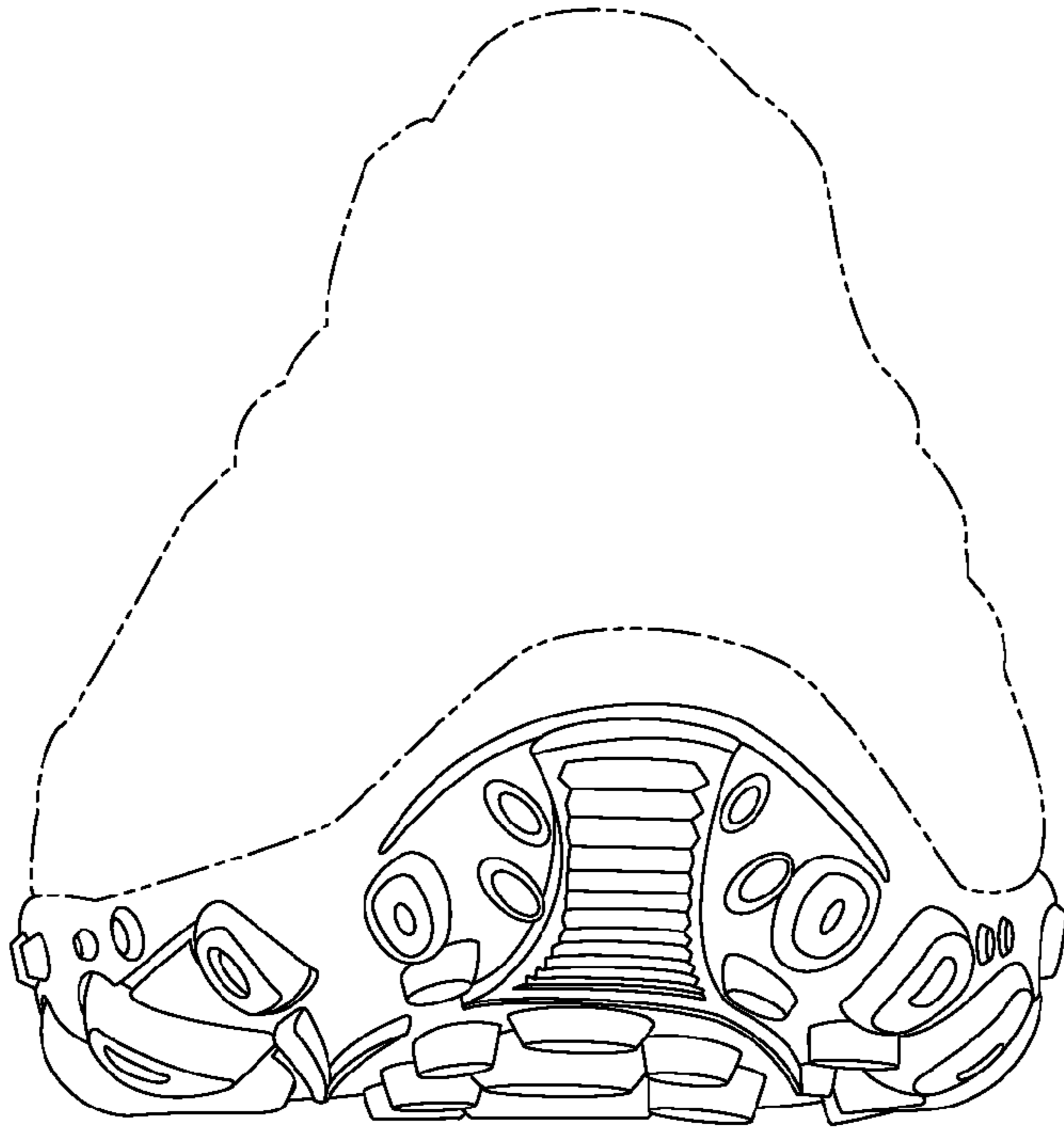


Fig. 5

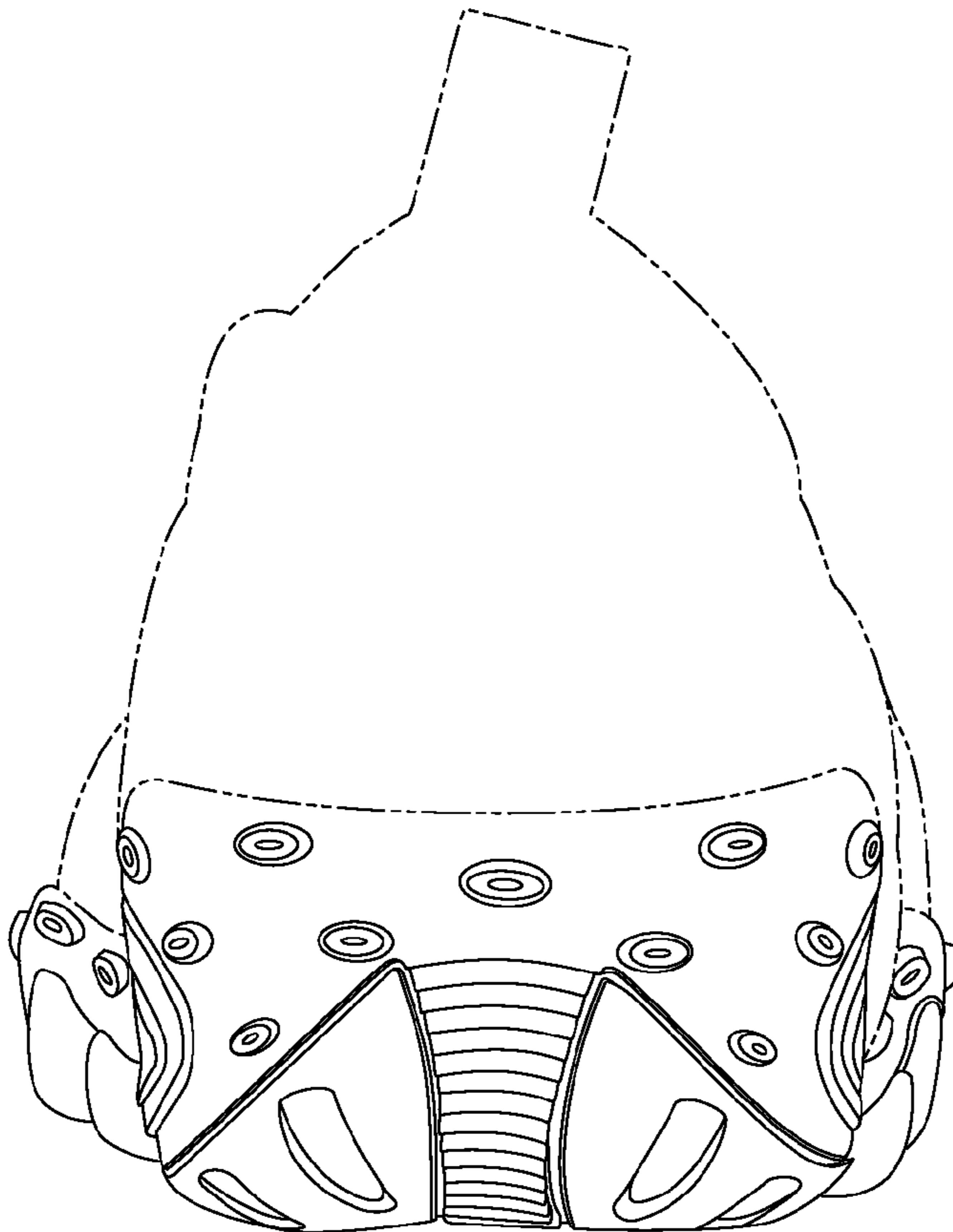


Fig. 6