

US00D561433S

(12) **United States Design Patent**  
**McClaskie**

(10) **Patent No.:** **US D561,433 S**  
(45) **Date of Patent:** **\*\* Feb. 12, 2008**

(54) **OUTSOLE FOR A SHOE**  
(75) Inventor: **Thomas E. McClaskie**, Bethlehem, PA  
(US)  
(73) Assignee: **Columbia Insurance Company**,  
Omaha, NE (US)  
(\*\*) Term: **14 Years**  
(21) Appl. No.: **29/262,271**  
(22) Filed: **Jun. 29, 2006**

5,048,203 A 9/1991 Kling ..... 36/32  
5,185,944 A 2/1993 Okajima ..... 36/45  
D335,953 S 6/1993 Tyng ..... D2/320  
D340,797 S \* 11/1993 Pallera et al. .... D2/960  
5,283,963 A \* 2/1994 Lerner et al. .... 36/28  
D345,453 S 3/1994 Carpenter ..... D2/955  
D356,438 S \* 3/1995 Opie et al. .... D2/951  
D366,955 S \* 2/1996 Valle ..... D2/954  
5,499,459 A 3/1996 Tomaro ..... 36/10  
5,526,584 A 6/1996 Bleimhofer et al. .... 36/10  
5,625,964 A \* 5/1997 Lyden et al. .... 36/29  
D381,494 S 7/1997 Anderson ..... D2/959  
D384,798 S 10/1997 Gray ..... D2/964  
D390,349 S \* 2/1998 Murai et al. .... D2/959

(Continued)

(51) **LOC (8) Cl.** ..... **02-04**  
(52) **U.S. Cl.** ..... **D2/952; D2/950; D2/953;**  
D2/956  
(58) **Field of Classification Search** ..... D2/902,  
D2/947, 950-954, 956-960; 36/3 B, 22 R,  
36/24.5, 25 R, 28, 67 A, 59 C, 103  
See application file for complete search history.

*Primary Examiner*—Celia A. Murphy  
(74) *Attorney, Agent, or Firm*—St. Onge Steward Johnston  
& Reens LLC

(57) **CLAIM**

I claim the ornamental design for an outsole for a shoe, as shown and described.

(56) **References Cited**

U.S. PATENT DOCUMENTS

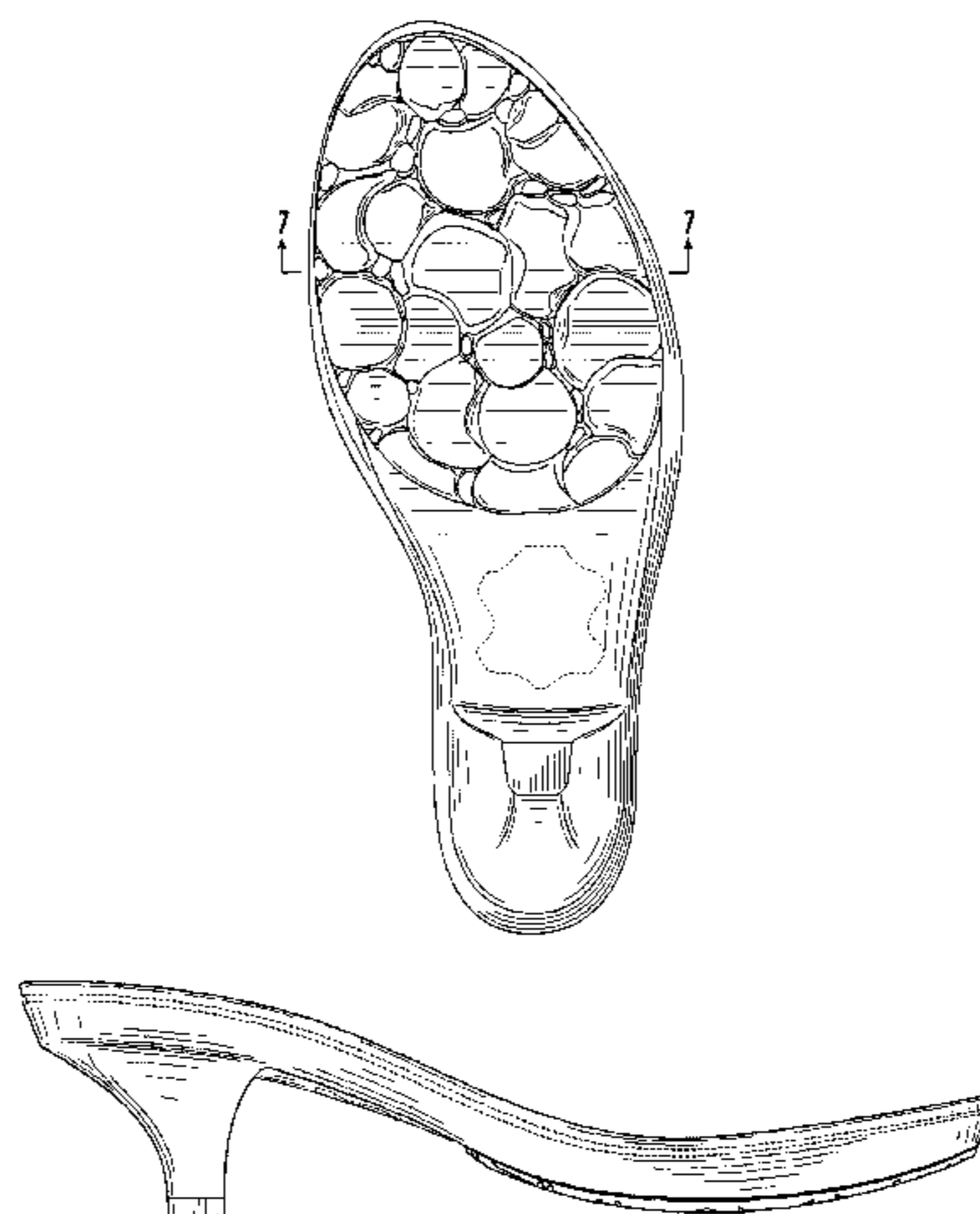
1,974,543 A 9/1934 Reymond ..... 12/142  
2,046,217 A 6/1936 Strauss ..... 36/72  
2,079,237 A 5/1937 Allard ..... 36/2  
2,160,768 A 5/1939 Wasser ..... 36/72  
2,344,069 A 3/1944 Wasser ..... 36/72  
3,091,871 A 6/1963 Tronche ..... 36/72  
3,175,310 A 3/1965 MacQuaid ..... 36/72  
3,175,311 A 3/1965 MacQuaid ..... 36/72  
3,191,321 A 6/1965 Brutting ..... 36/2.5  
3,213,551 A 10/1965 Krauss ..... 36/2.5  
3,407,518 A 10/1968 MacQuaid et al. .... 36/72  
3,525,165 A 8/1970 Randal, Jr. .... 36/2.5  
3,561,142 A 2/1971 Streit, Sr. et al. .... 36/72  
D255,843 S \* 7/1980 Goldman ..... D2/950  
D256,518 S 8/1980 Moesle ..... D2/320  
4,231,170 A 11/1980 Griswold ..... 36/72  
D265,691 S \* 8/1982 Famolare, Jr. .... D2/950  
4,366,629 A 1/1983 Scherz ..... 36/4  
4,562,652 A 1/1986 Hensler ..... 36/102  
4,908,963 A 3/1990 Krajcir et al. .... 36/77  
4,995,174 A 2/1991 Hong et al. .... 36/72

**DESCRIPTION**

FIG. 1 is a bottom perspective view of an outsole for a shoe showing my new design;  
FIG. 2 is a bottom view thereof;  
FIG. 3 is a left view thereof;  
FIG. 4 is a right view thereof;  
FIG. 5 is a front view thereof;  
FIG. 6 is a rear view thereof; and,  
FIG. 7 is a cross sectional view taken along line 7—7 indicated in FIG. 2.

The broken line showing a curvilinear shape in the arch area of FIGS. 1 & 2, the parallel broken lines around the peripheries of FIGS. 1 & 3-7; and the broken lines shown partially around the inner perimeter of FIGS. 5-7, represent the boundaries of the design; with neither the lines themselves, nor the areas within them forming any part of the claim.

**1 Claim, 5 Drawing Sheets**



# US D561,433 S

Page 2

---

## U.S. PATENT DOCUMENTS

5,738,937 A	4/1998	Baychar .....	428/316.6	D468,083 S	1/2003	Morais .....	D2/960
D394,541 S *	5/1998	Burgess .....	D2/954	D483,555 S	12/2003	Robinson, Jr. et al. ....	D2/954
D429,874 S *	8/2000	Gumbert .....	D2/952	D492,099 S *	6/2004	McClaskie .....	D2/946
D430,968 S	9/2000	Carroll .....	D2/962	D501,707 S	2/2005	Nakano .....	D2/959
6,161,315 A	12/2000	Dalton .....	36/134	2003/0208925 A1 *	11/2003	Pan .....	36/11.5
D465,079 S *	11/2002	Merceron .....	D2/954	2006/0026863 A1 *	2/2006	Liu .....	36/25 R

\* cited by examiner

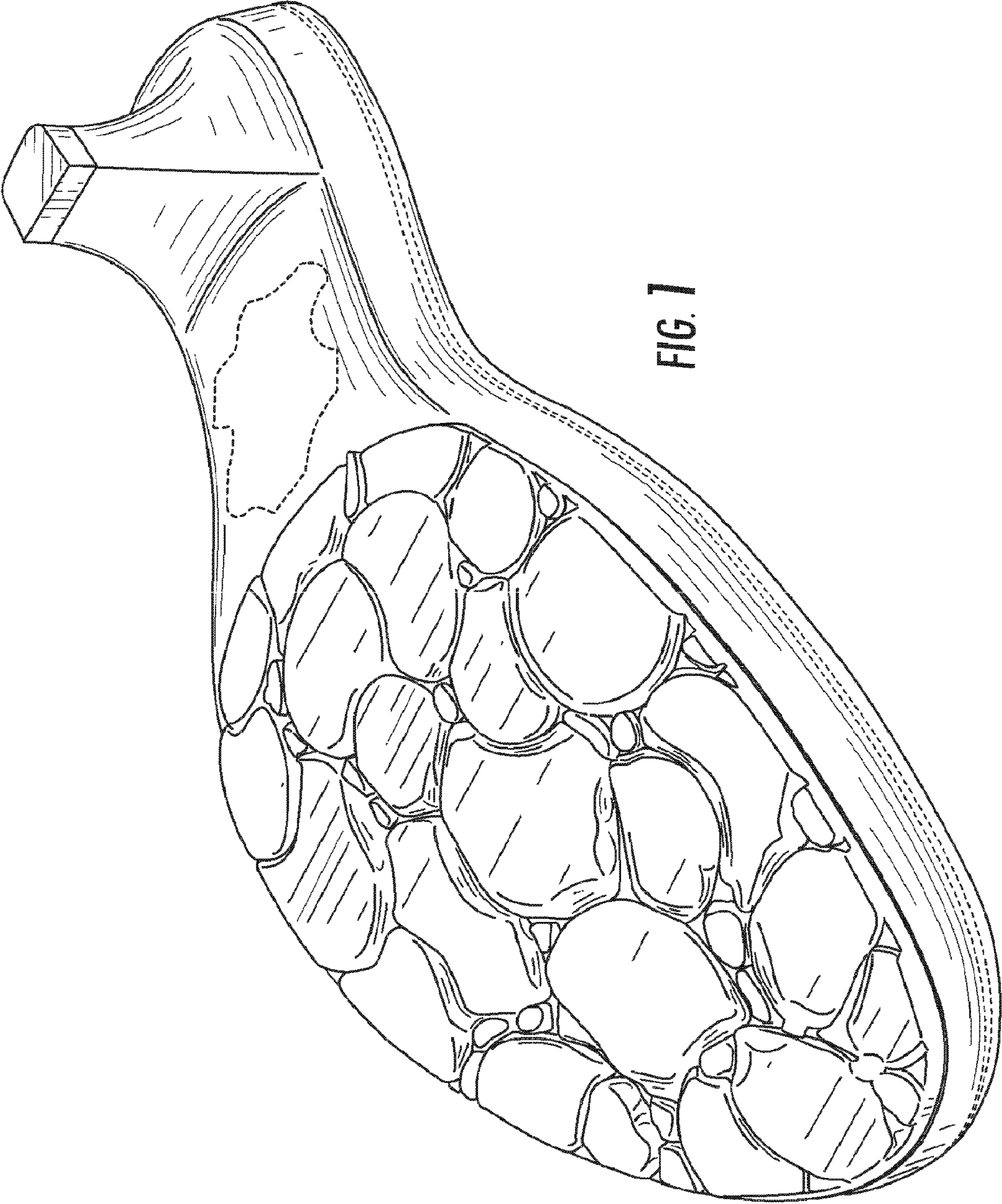


FIG. 1



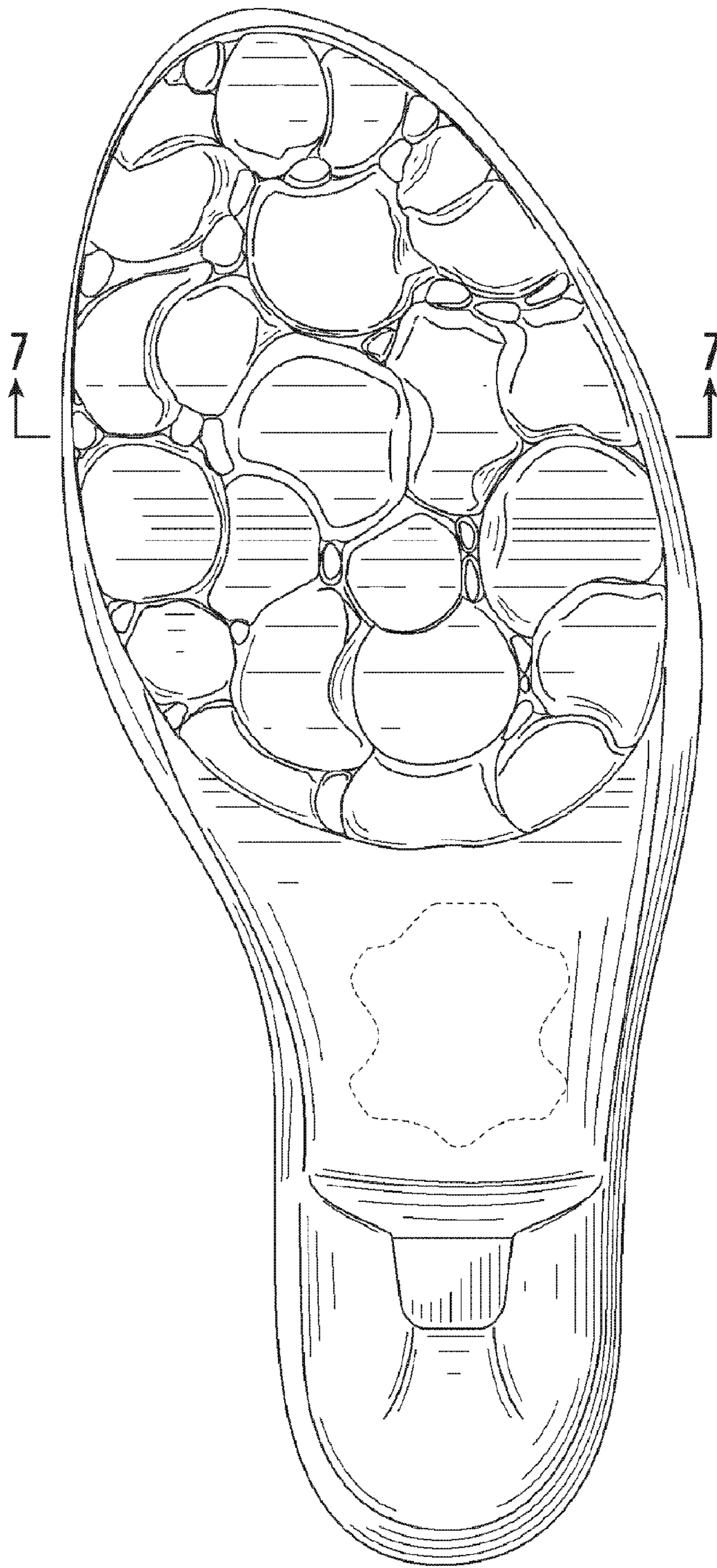


FIG. 2

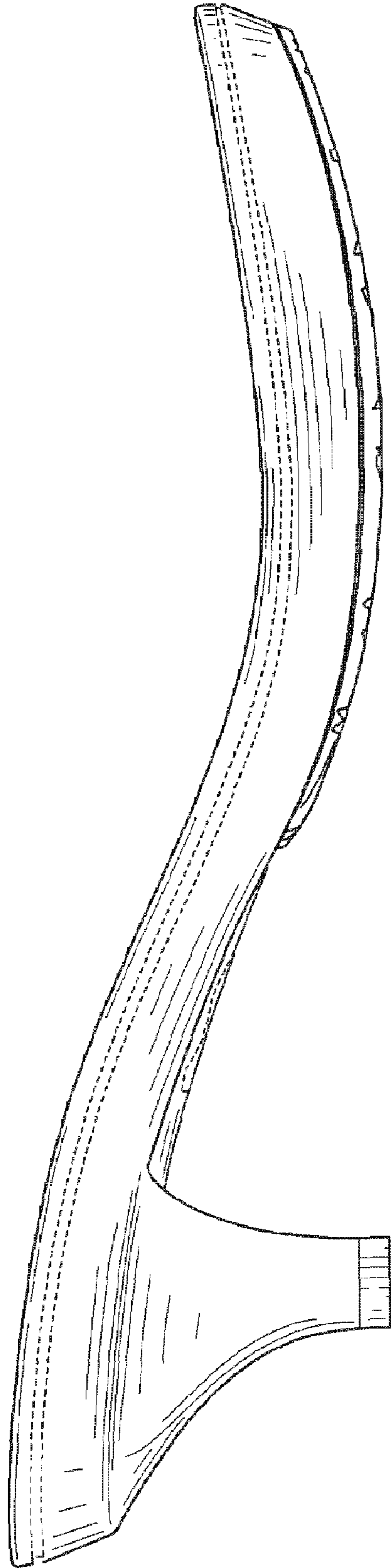


FIG. 3

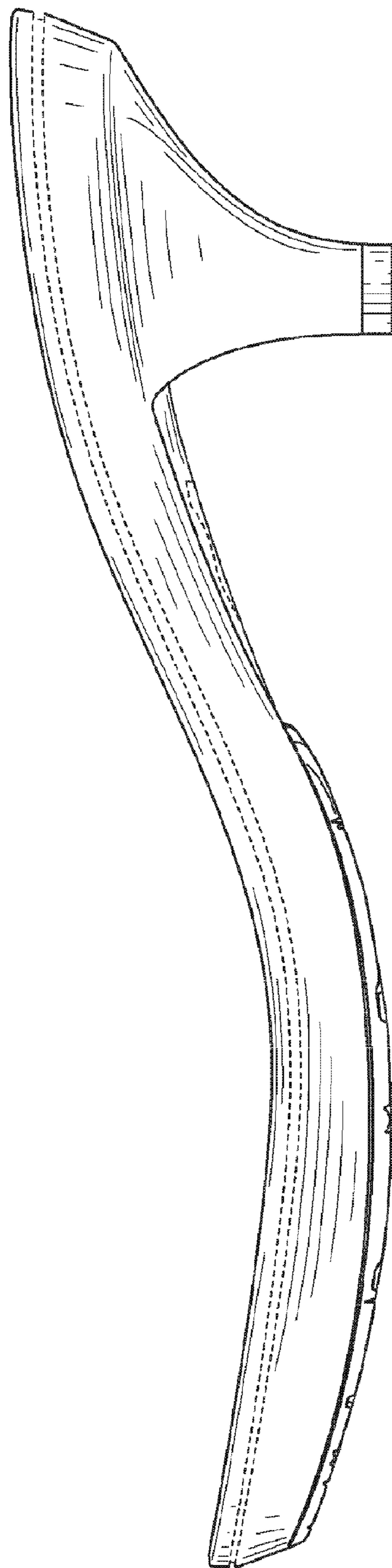


FIG. 4

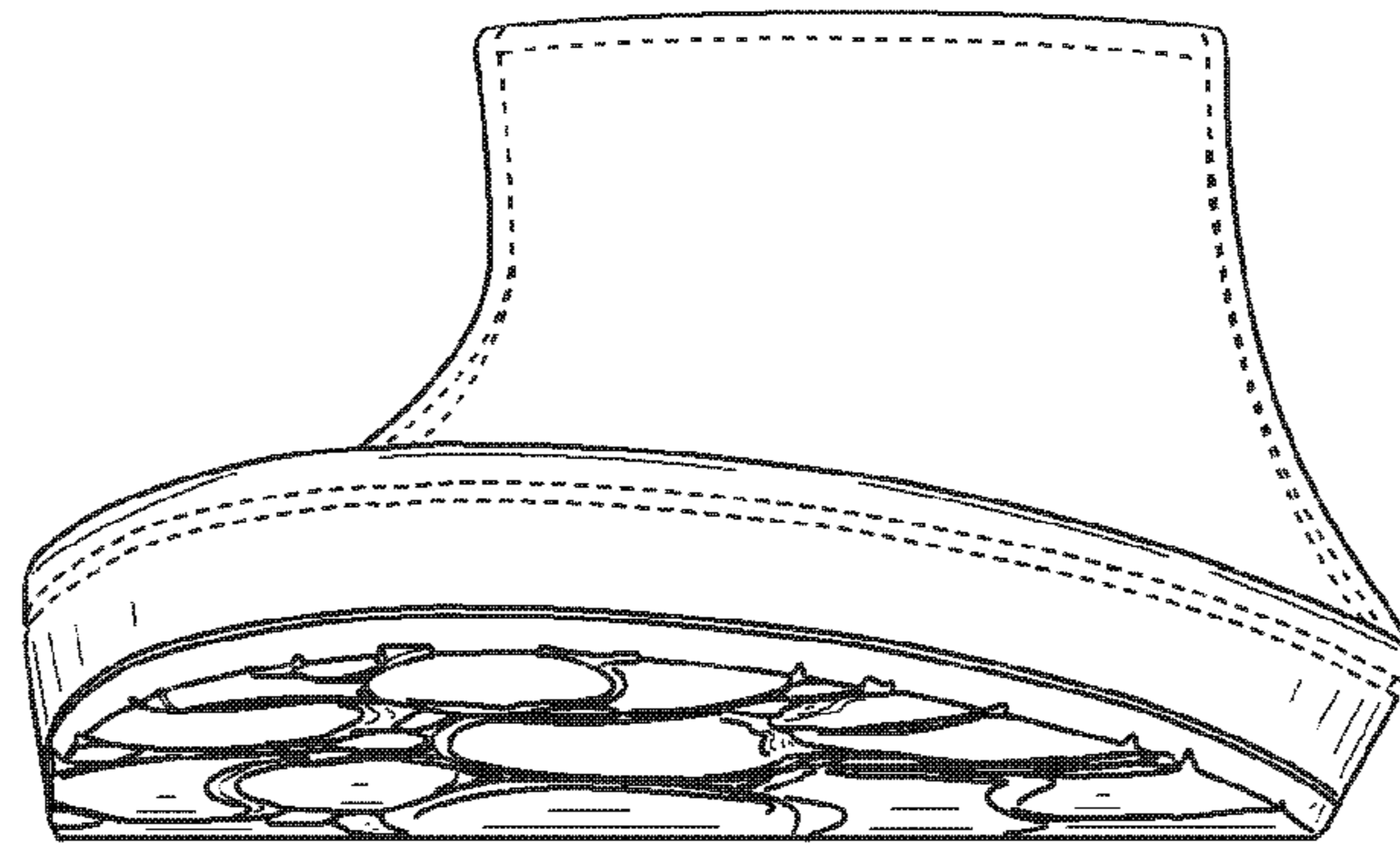


FIG. 5

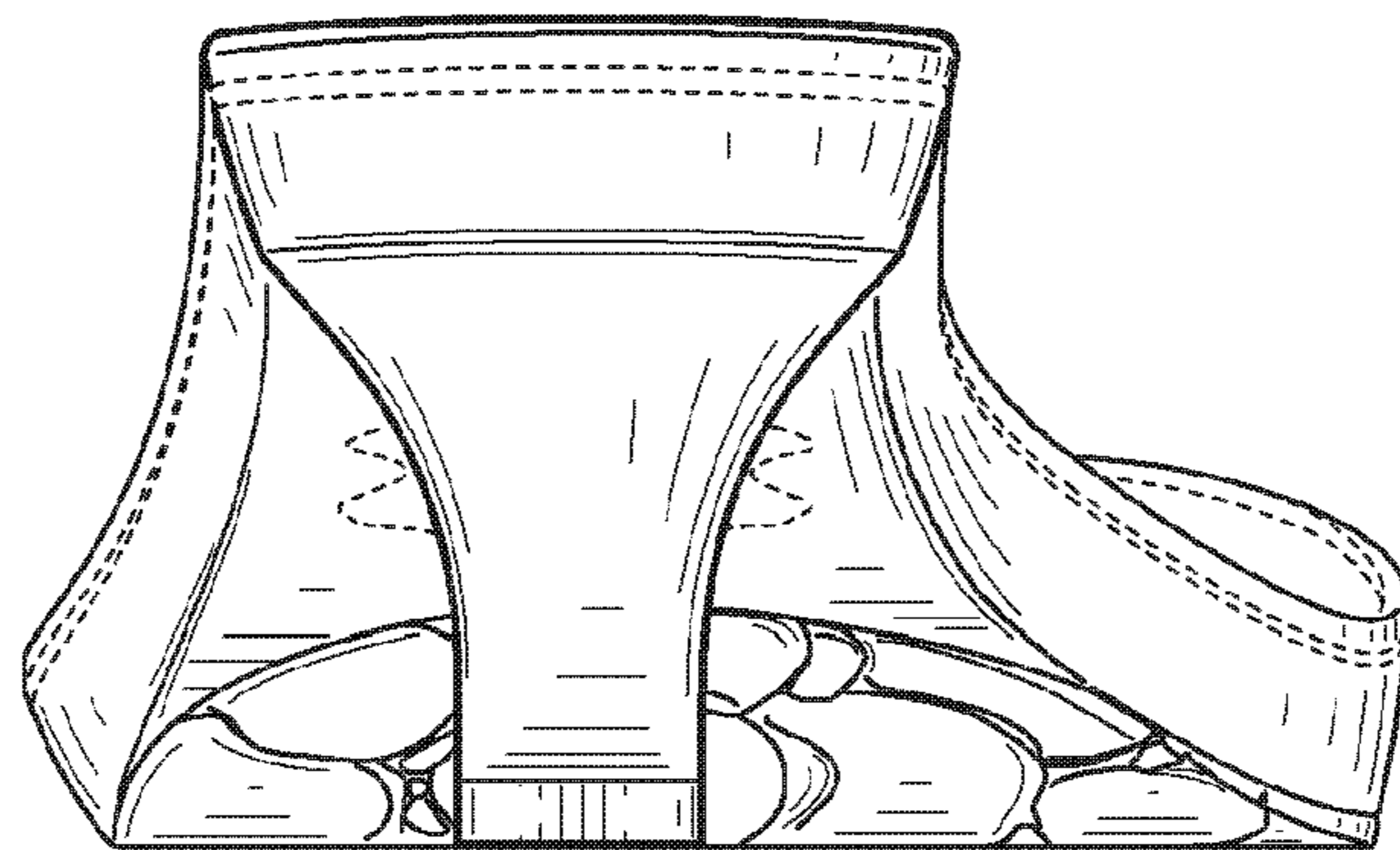


FIG. 6

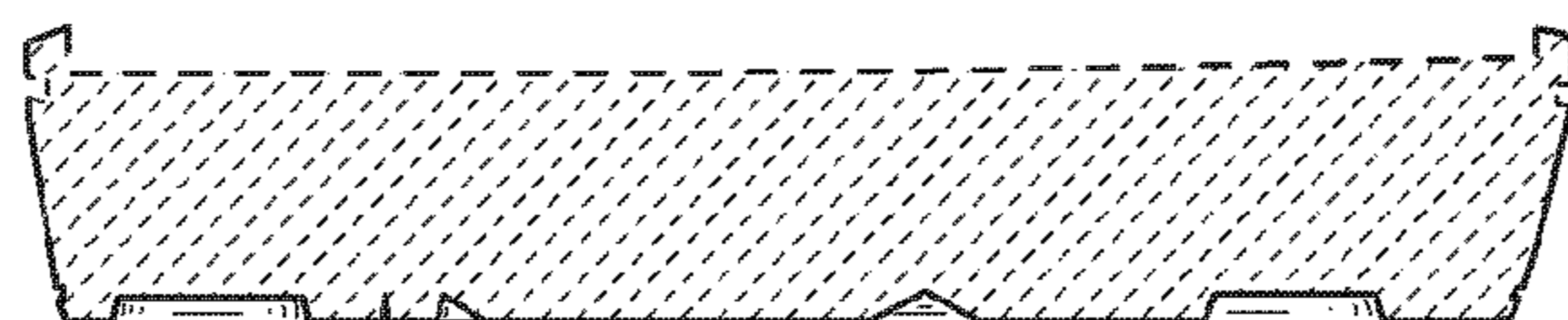


FIG. 7