



US00D561431S

(12) **United States Design Patent**
Walton et al.

(10) **Patent No.:** **US D561,431 S**
(45) **Date of Patent:** **** Feb. 12, 2008**

(54) **FOOTWEAR**

(75) Inventors: **Mark Walton**, London (GB); **David Hickman**, Herts (GB)

(73) Assignee: **Lacoste Alligator S.A.**, Geneva (CH)

(**) Term: **14 Years**

(21) Appl. No.: **29/267,746**

(22) Filed: **Oct. 20, 2006**

(30) **Foreign Application Priority Data**

Apr. 21, 2006 (EM) 000516695

(51) **LOC (8) Cl.** **02-04**

(52) **U.S. Cl.** **D2/902; D2/907; D2/908**

(58) **Field of Classification Search** D2/902,
D2/906-908, 943-945, 969, 972-974, 951,
D2/954; 36/45, 50.1, 77 M, 77 R, 83, 88,
36/113, 114, 126-129

See application file for complete search history.

(56) **References Cited**

U.S. PATENT DOCUMENTS

D80,361 S *	1/1930	Crowley	D2/954
4,547,981 A *	10/1985	Thais et al.	36/114
D366,754 S *	2/1996	Valverde	D2/954
D415,876 S *	11/1999	Cahill	D2/954
D475,186 S *	6/2003	Shea et al.	D2/969
D517,298 S *	3/2006	James	D2/969
D517,300 S *	3/2006	Carr et al.	D2/969
D535,092 S *	1/2007	Edwards	D2/969
D536,164 S *	2/2007	Wilkenfeld	D2/969

D540,519 S *	4/2007	Hobson	D2/969
D543,015 S *	5/2007	Della Valle	D2/907
D543,017 S *	5/2007	Hulbert	D2/969
D544,182 S *	6/2007	McClaskie	D2/954
D545,539 S *	7/2007	Belley et al.	D2/969
D548,442 S *	8/2007	Hulbert	D2/969
D548,939 S *	8/2007	Hulbert	D2/969
D548,940 S *	8/2007	Hulbert	D2/969
D548,941 S *	8/2007	Hulbert	D2/969
D554,838 S *	11/2007	McClaskie	D2/951

* cited by examiner

Primary Examiner—Dominic Simone

(74) *Attorney, Agent, or Firm*—Fross Zelnick Lehrman & Zissu, P.C.; Charles T.J. Weigell, Esq.

(57) **CLAIM**

The ornamental design for footwear, as shown and described.

DESCRIPTION

FIG. 1 is a front perspective view of a shoe showing my new footwear design;

FIG. 2 is a front view of the footwear shown in FIG. 1;

FIG. 3 is a left side view of the footwear shown in FIG. 1;

FIG. 4 is a right side view of the footwear shown in FIG. 1;

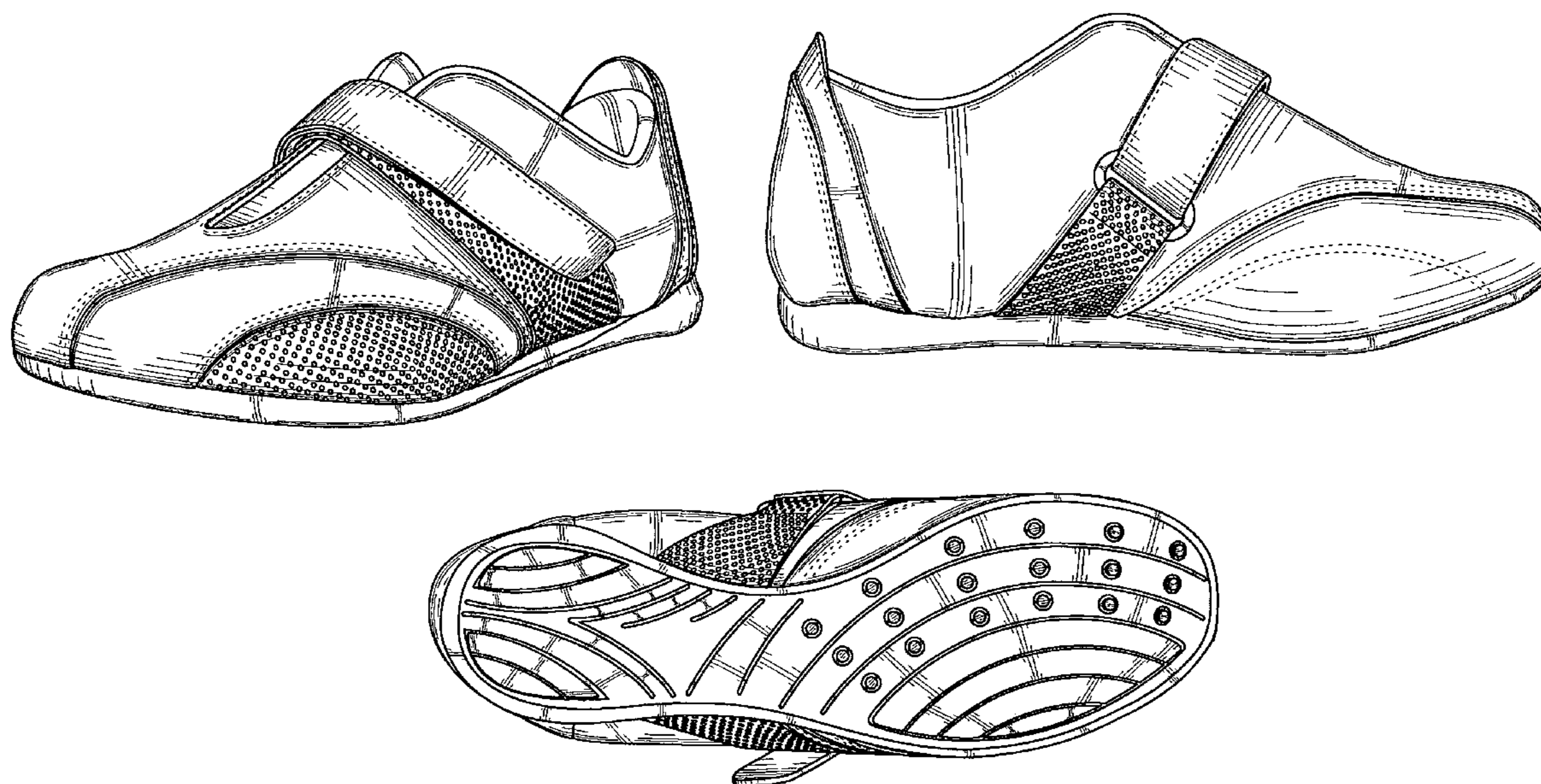
FIG. 5 is a rear view of the footwear shown in FIG. 1;

FIG. 6 is a top view of the footwear shown in FIG. 1; and,

FIG. 7 is a bottom view of the footwear shown in FIG. 1.

The dotted lines are understood to represent stitching.

1 Claim, 7 Drawing Sheets



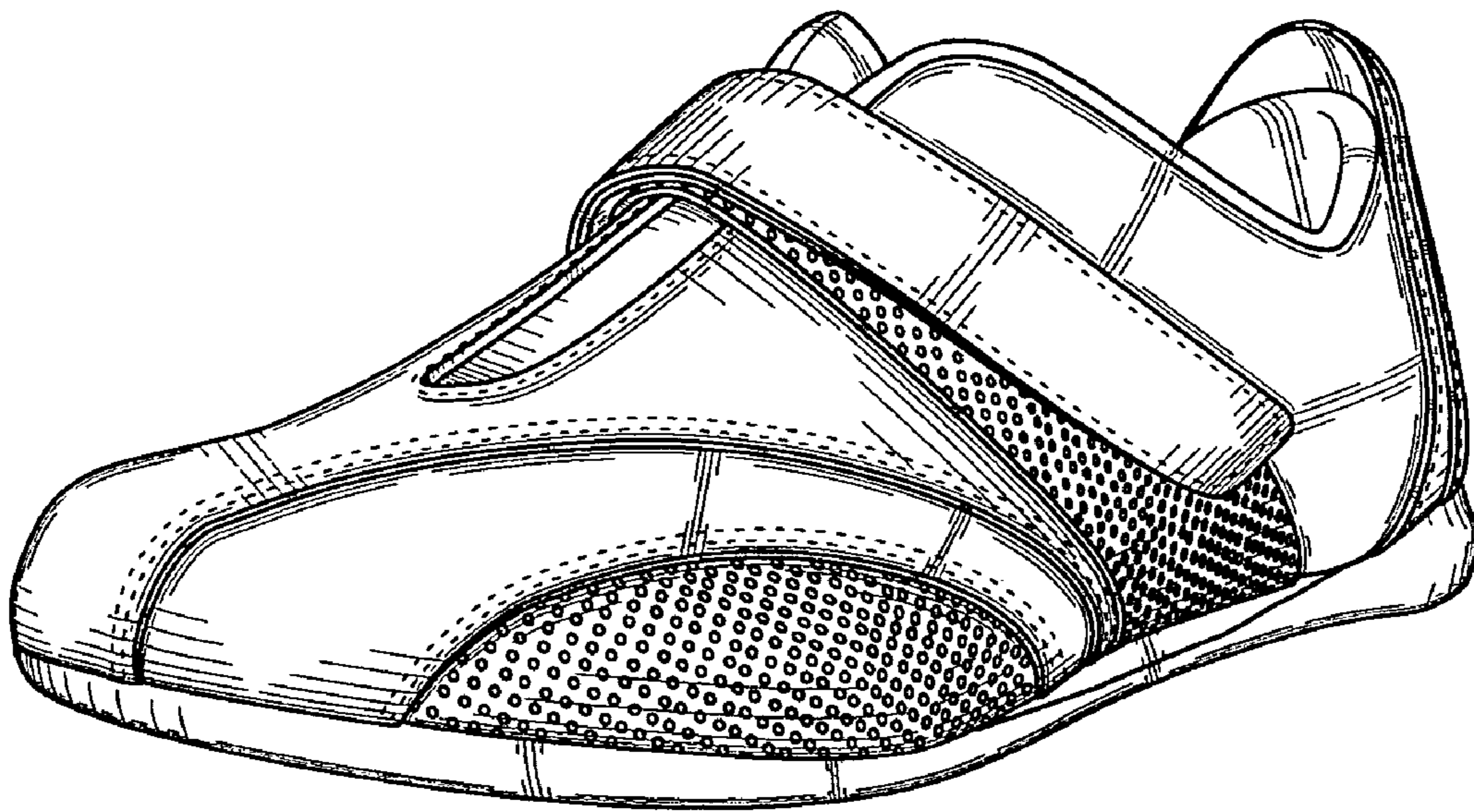


FIG. 1

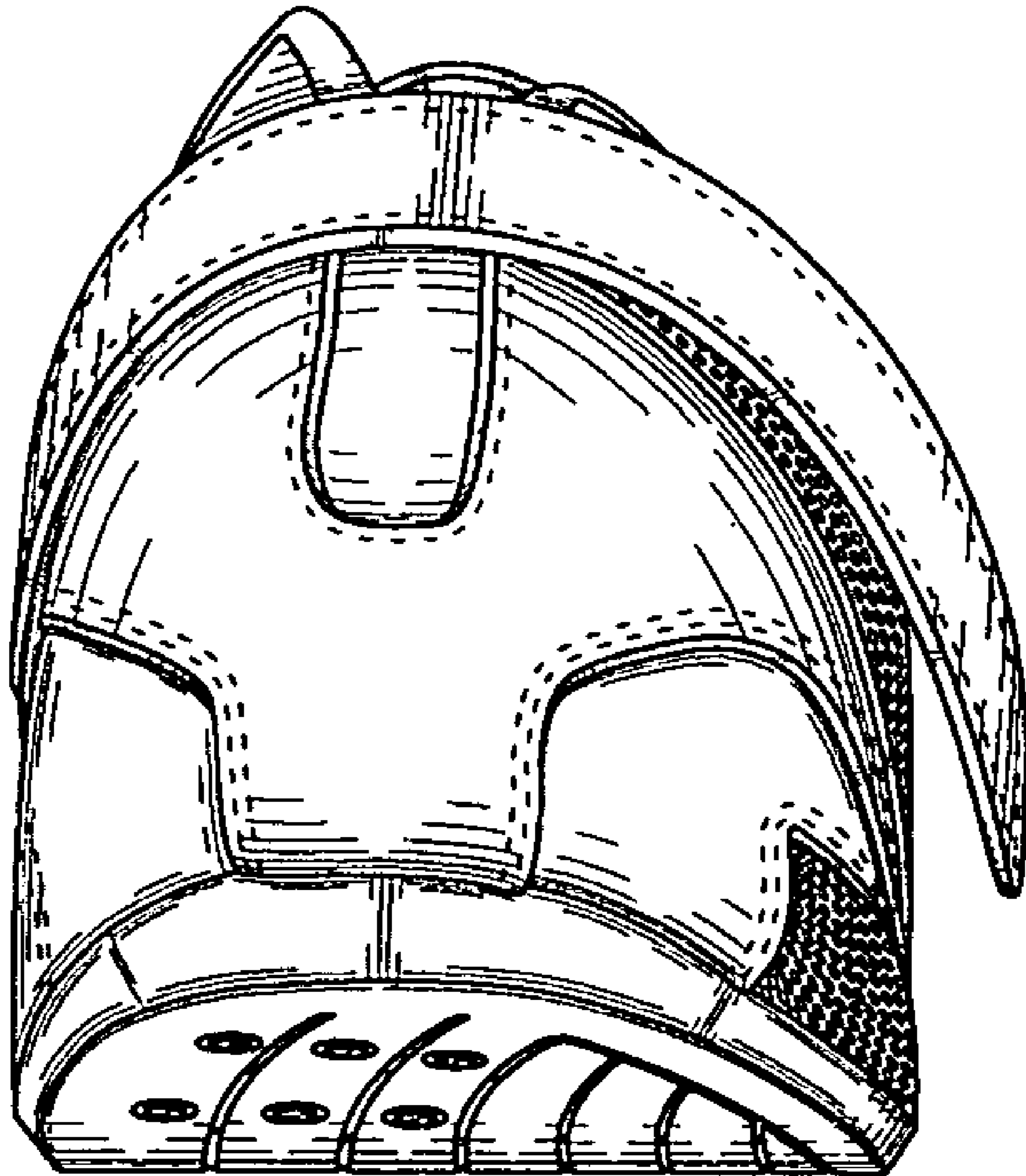


FIG. 2




FIG. 3

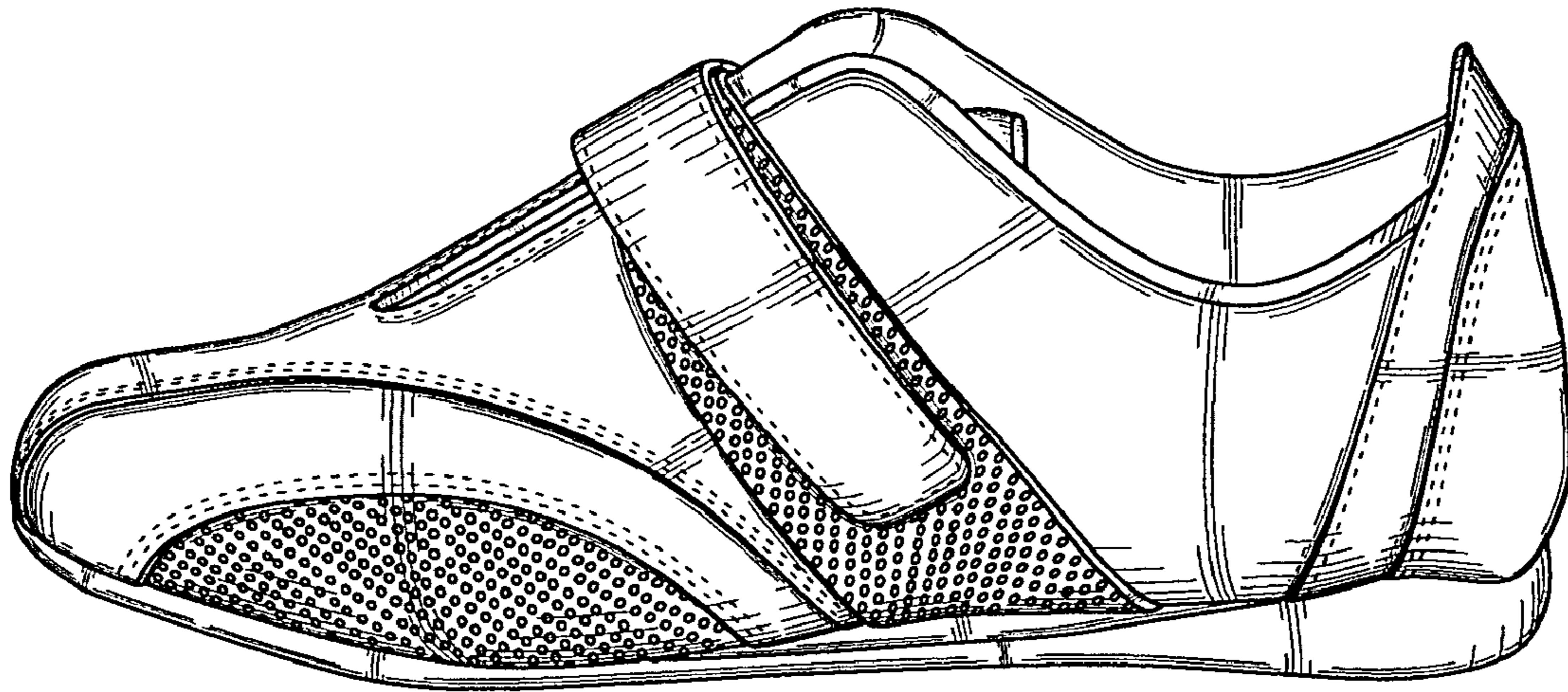


FIG. 4

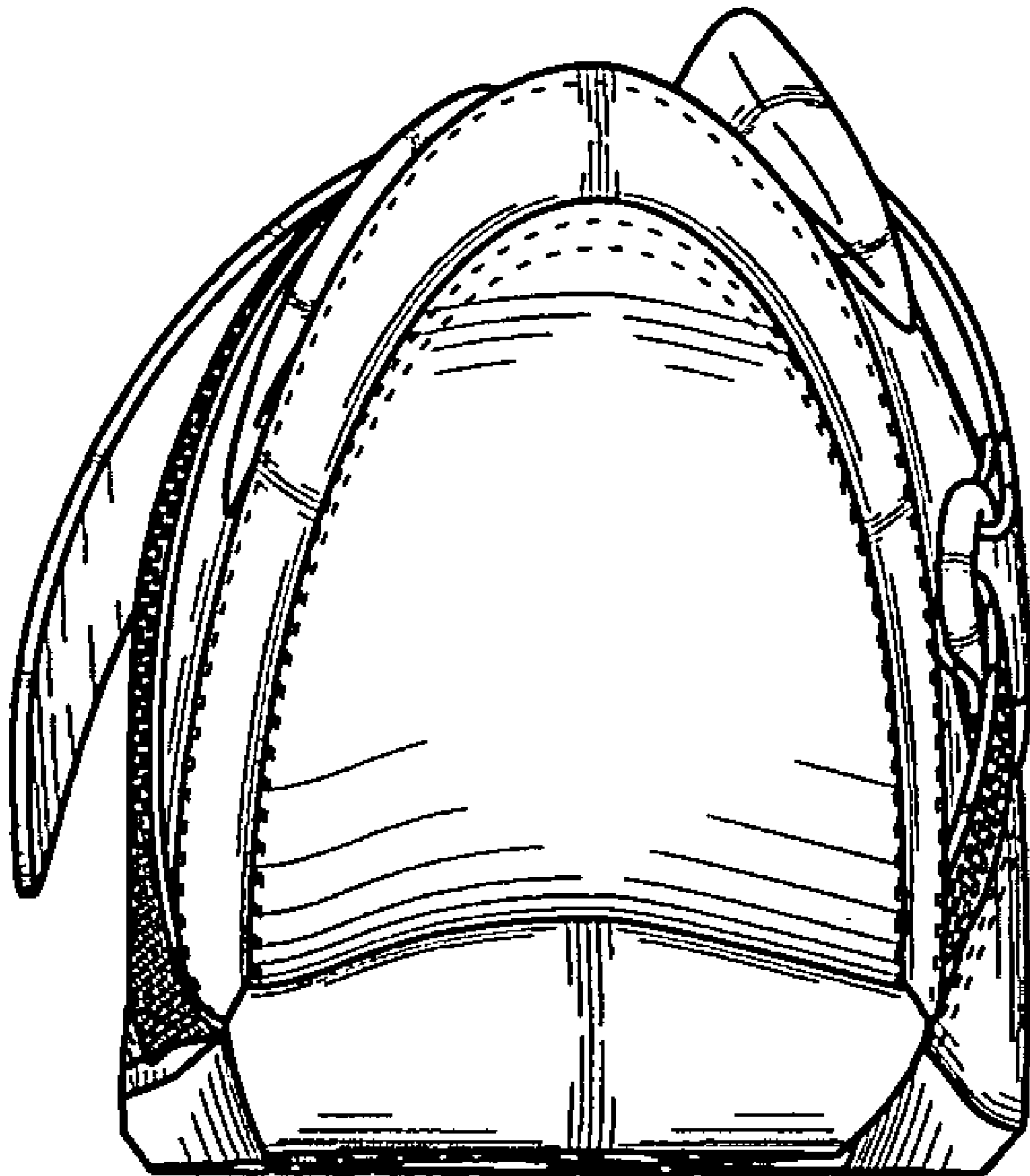


FIG. 5

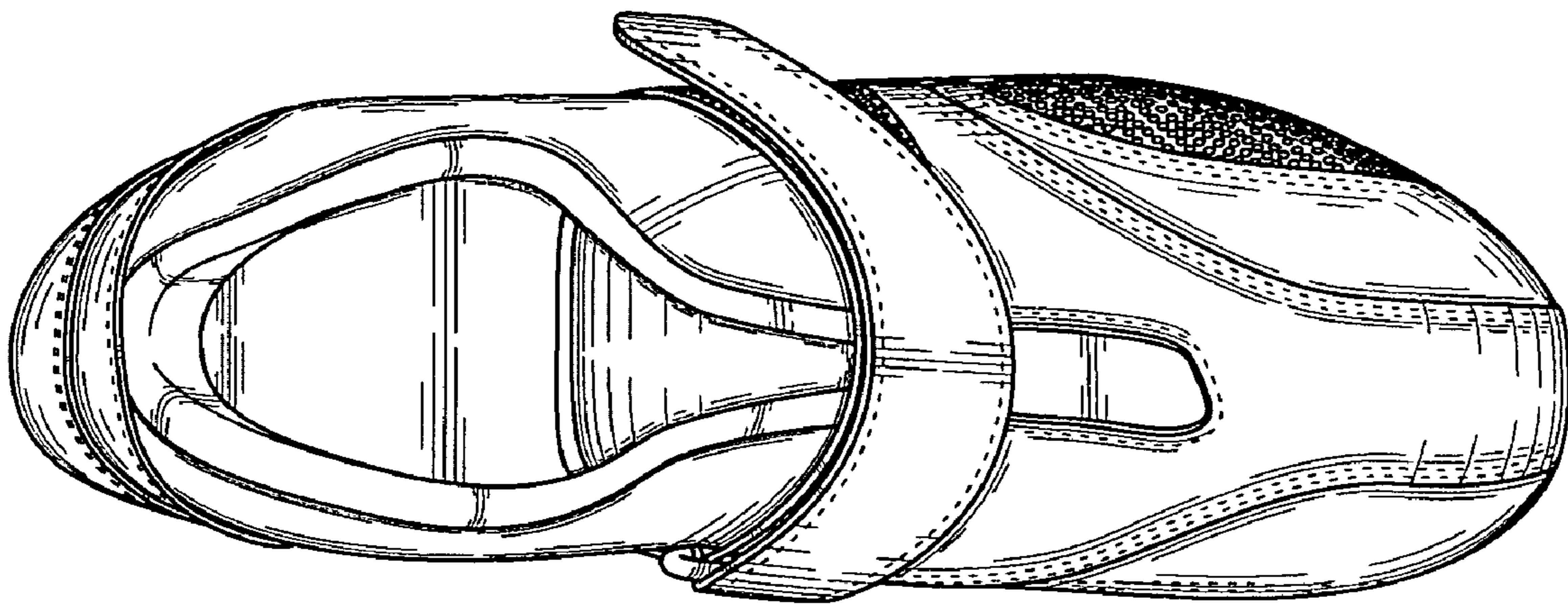


FIG. 6

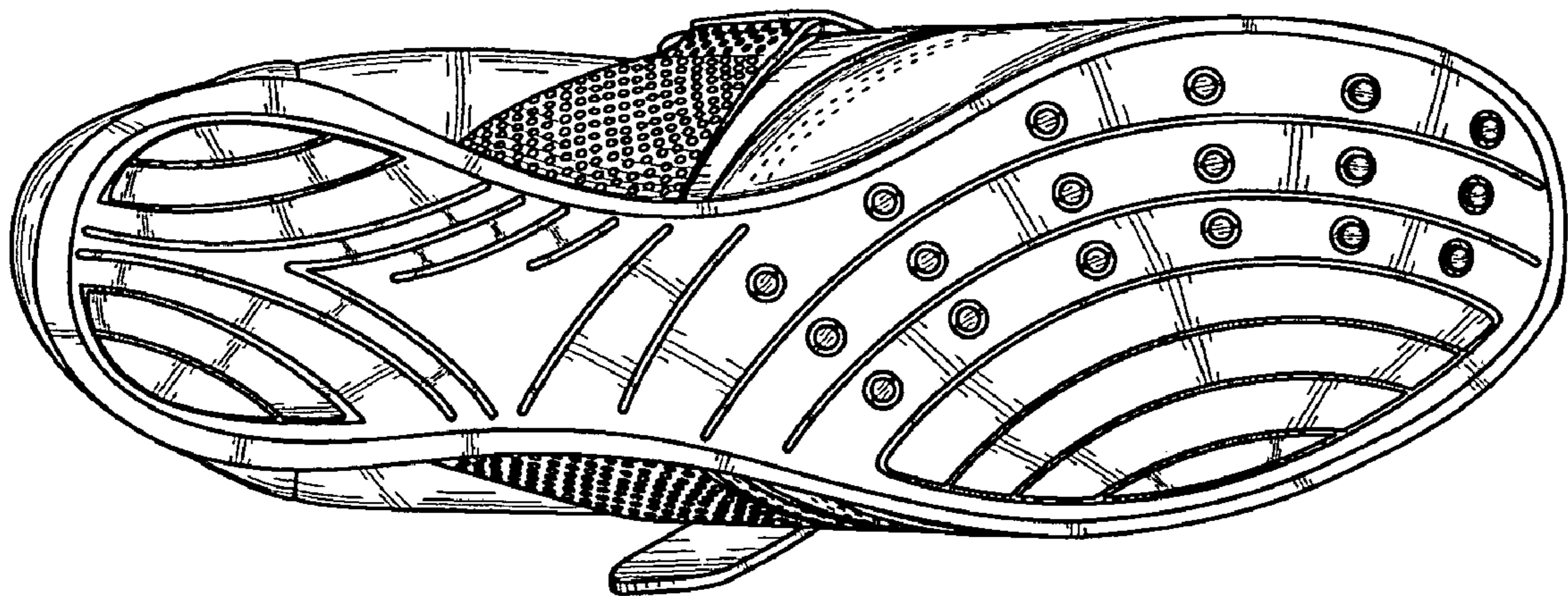


FIG. 7