



US00D561427S

(12) **United States Design Patent** (10) **Patent No.:** **US D561,427 S**
Saraceno et al. (45) **Date of Patent:** **** Feb. 12, 2008**

(54) **BREAST SUPPORTER**

(76) Inventors: **Paula Saraceno**, 3121 S. Tamarac Dr.,
No. J301, Denver, CO (US) 80231;
Karen S. McLeod, 5317 Katherine St.,
Simi Valley, CA (US) 93060

(**) Term: **14 Years**

(21) Appl. No.: **29/244,313**

(22) Filed: **Dec. 5, 2005**

(51) **LOC (8) Cl.** **02-01**

(52) **U.S. Cl.** **D2/706**

(58) **Field of Classification Search** D2/706,
D2/708, 737; 450/45, 41, 70, 77, 79

See application file for complete search history.

3,935,865 A	2/1976	Newmar	
D240,771 S	8/1976	Lipton	
4,076,029 A *	2/1978	Wiquel	450/1
4,220,157 A	9/1980	Clark et al.	
4,300,568 A	11/1981	Blanckmeister	
D300,980 S	5/1989	Mathis	
D358,247 S	5/1995	Nishiba	
5,914,166 A	6/1999	Le	
5,983,393 A	11/1999	Walton	
6,023,785 A	2/2000	Johnson	
6,200,194 B1	3/2001	Grier	
6,257,951 B1	7/2001	DeMarco	
6,257,952 B1	7/2001	Valentin	
6,293,844 B1	9/2001	Dalton	
6,302,761 B1	10/2001	Wrenn	
6,422,917 B1	7/2002	Rose et al.	
6,547,636 B1	4/2003	Cato	
6,896,582 B2	5/2005	Kawami	

* cited by examiner

(56) **References Cited**

U.S. PATENT DOCUMENTS

525,241 A	8/1894	Tucek	
1,242,118 A	8/1917	Anderman	
1,290,608 A	1/1919	Lowman	
1,841,960 A *	1/1932	Kunstadter	450/72
1,878,755 A	9/1932	Caldor	
2,100,890 A	11/1937	Witkower	
2,118,378 A	5/1938	Graham	
2,378,907 A	6/1945	Blum	
2,378,908 A	6/1945	Blum	
2,388,757 A	11/1945	Miller	
2,440,922 A	5/1948	Algon	
2,455,036 A	11/1948	Boylan	
2,509,353 A	5/1950	Johnson	
2,521,373 A	9/1950	Hutchison	
2,650,363 A	9/1953	Cascio	
3,109,431 A	11/1963	Jefferson	
3,131,696 A	5/1964	Krakower	
3,306,299 A	2/1967	Paramore	
3,311,112 A	3/1967	Murray	
3,411,508 A	11/1968	Sayers	
3,465,754 A	9/1969	Lockwood et al.	
3,934,593 A	1/1976	Mellinger	

Primary Examiner—Ian Simmons

Assistant Examiner—Anna J Burmeister

(74) *Attorney, Agent, or Firm*—Lee G. Meyer, Esq.; Meyer & Associates, LLC, Co

(57) **CLAIM**

The ornamental design for a breast supporter, as shown and described.

DESCRIPTION

FIG. 1 is a top, front, side perspective view of a breast supporter, showing our new design;

FIG. 2 is a bottom, back, side perspective view thereof;

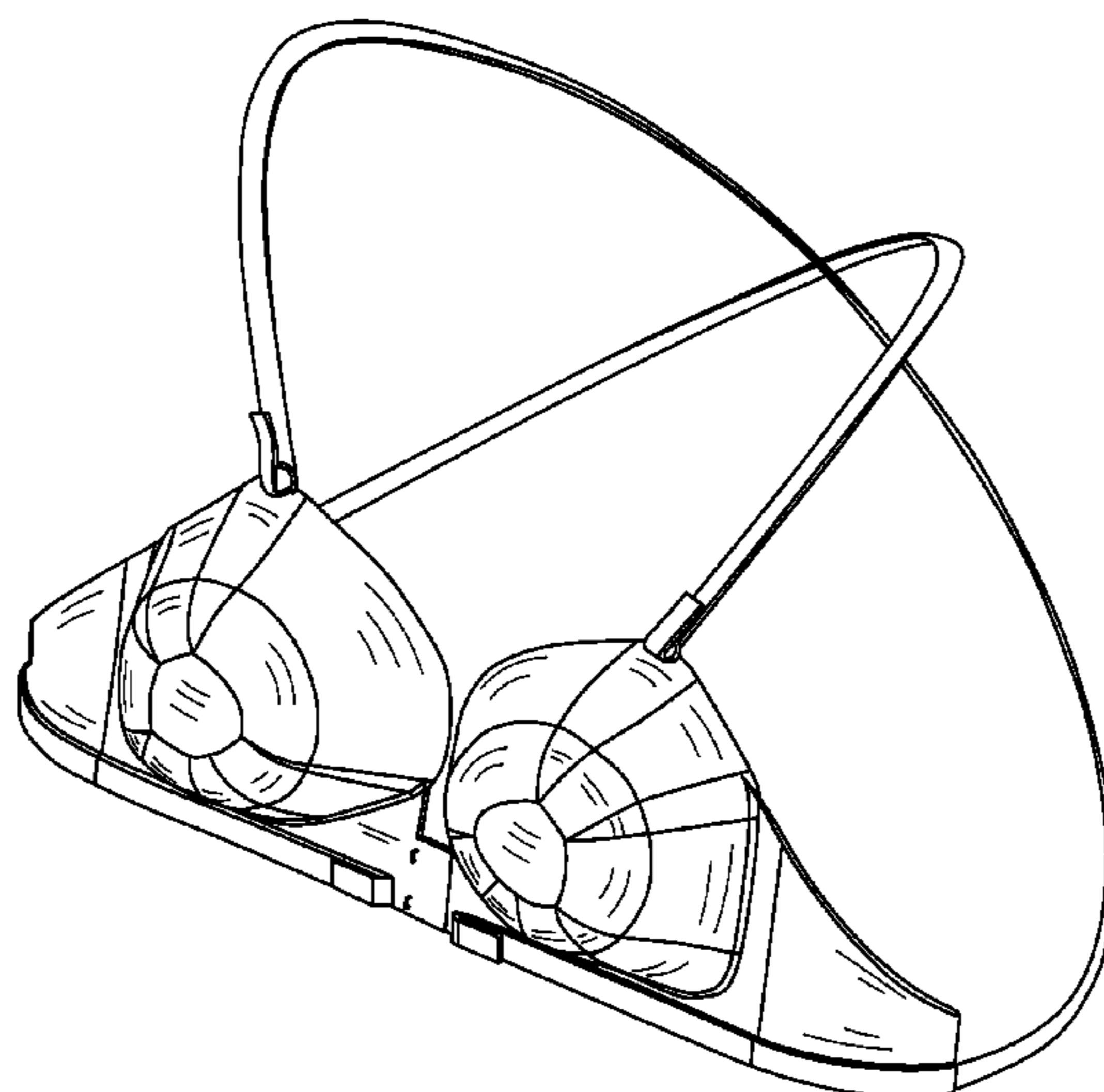
FIG. 3 is a front elevational view thereof;

FIG. 4 back elevational view thereof;

FIG. 5 is a top plan view thereof; and,

FIG. 6 is a side elevational view thereof.

1 Claim, 5 Drawing Sheets



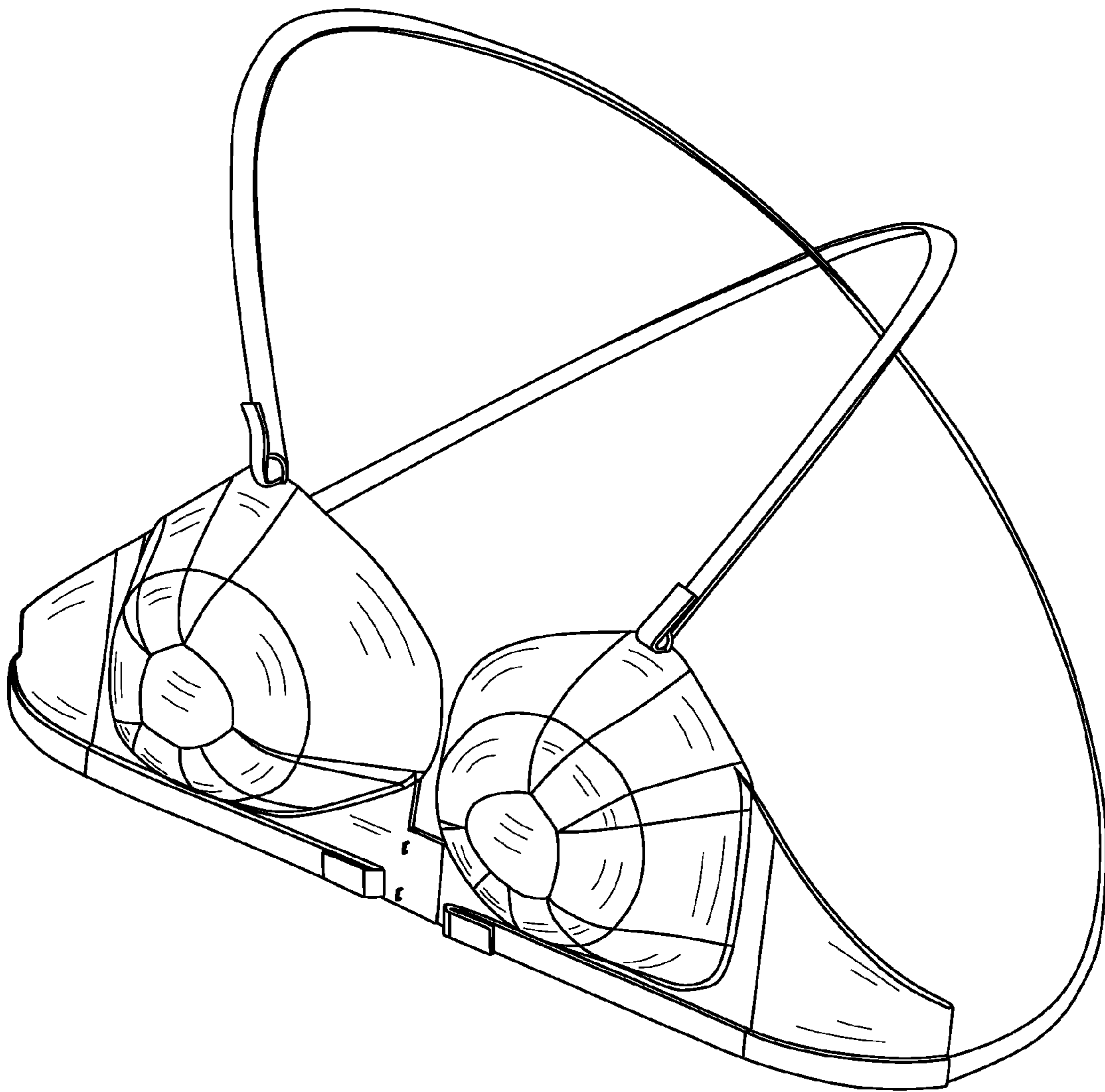


FIG. 1

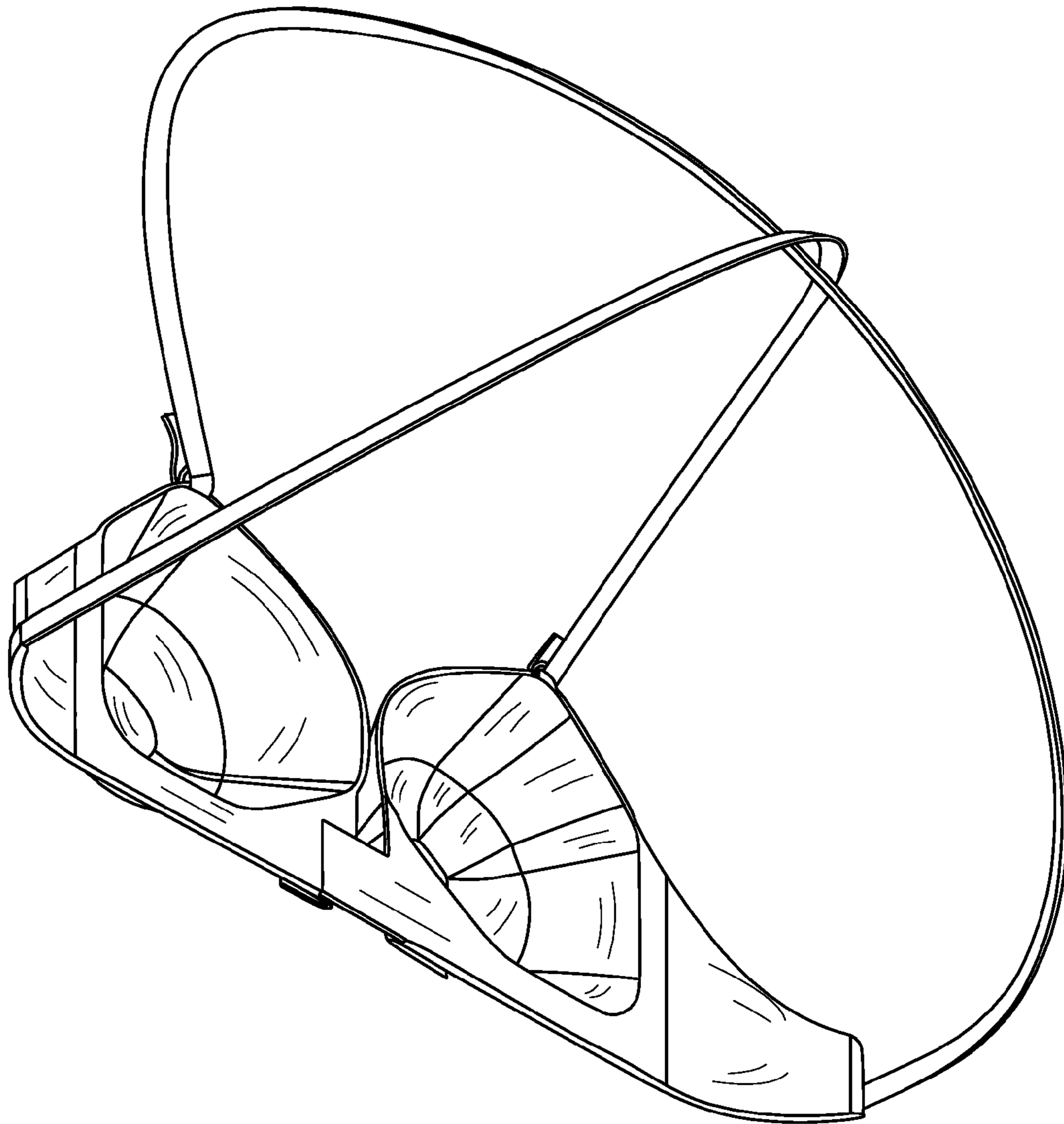


FIG. 2

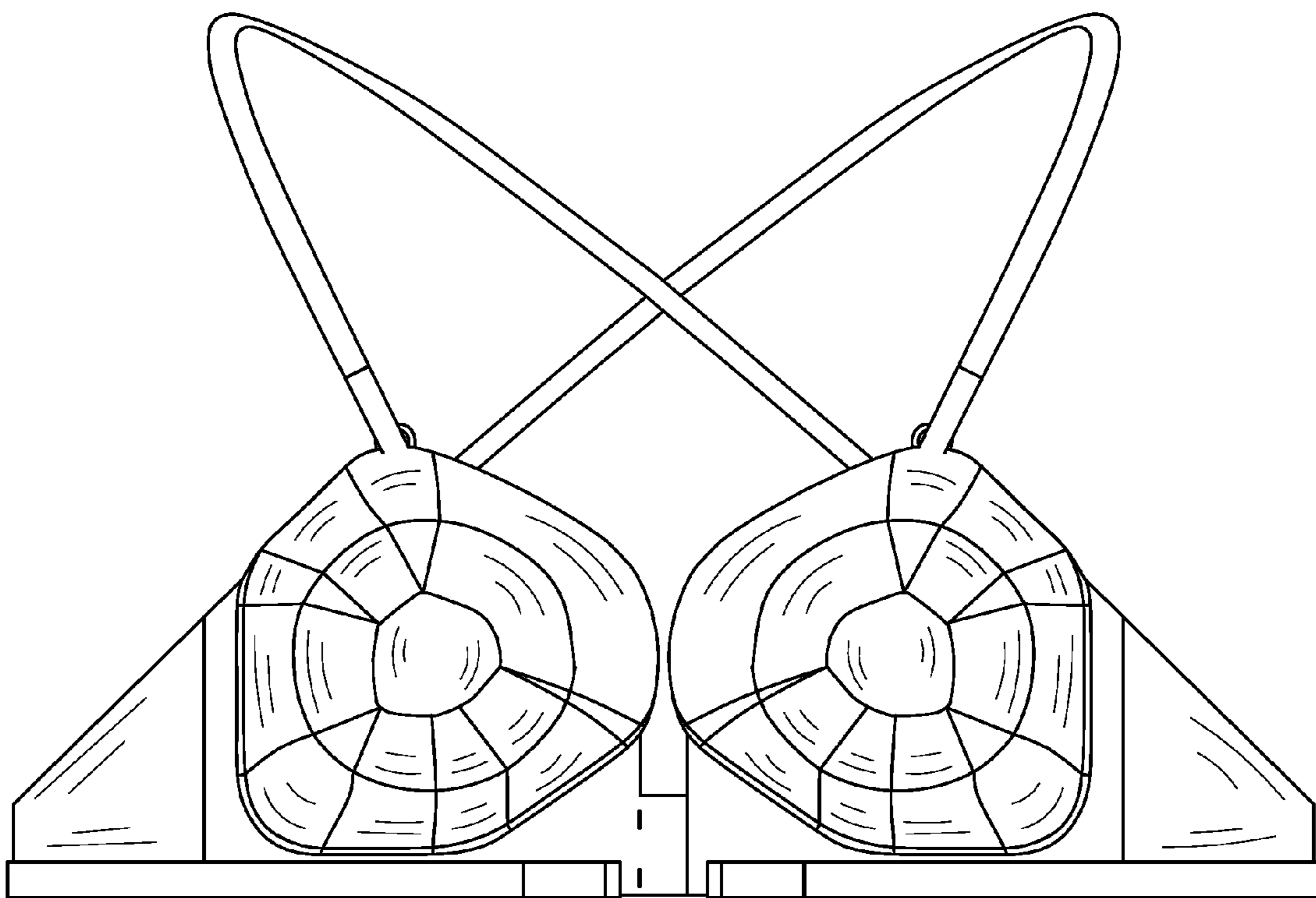


FIG. 3

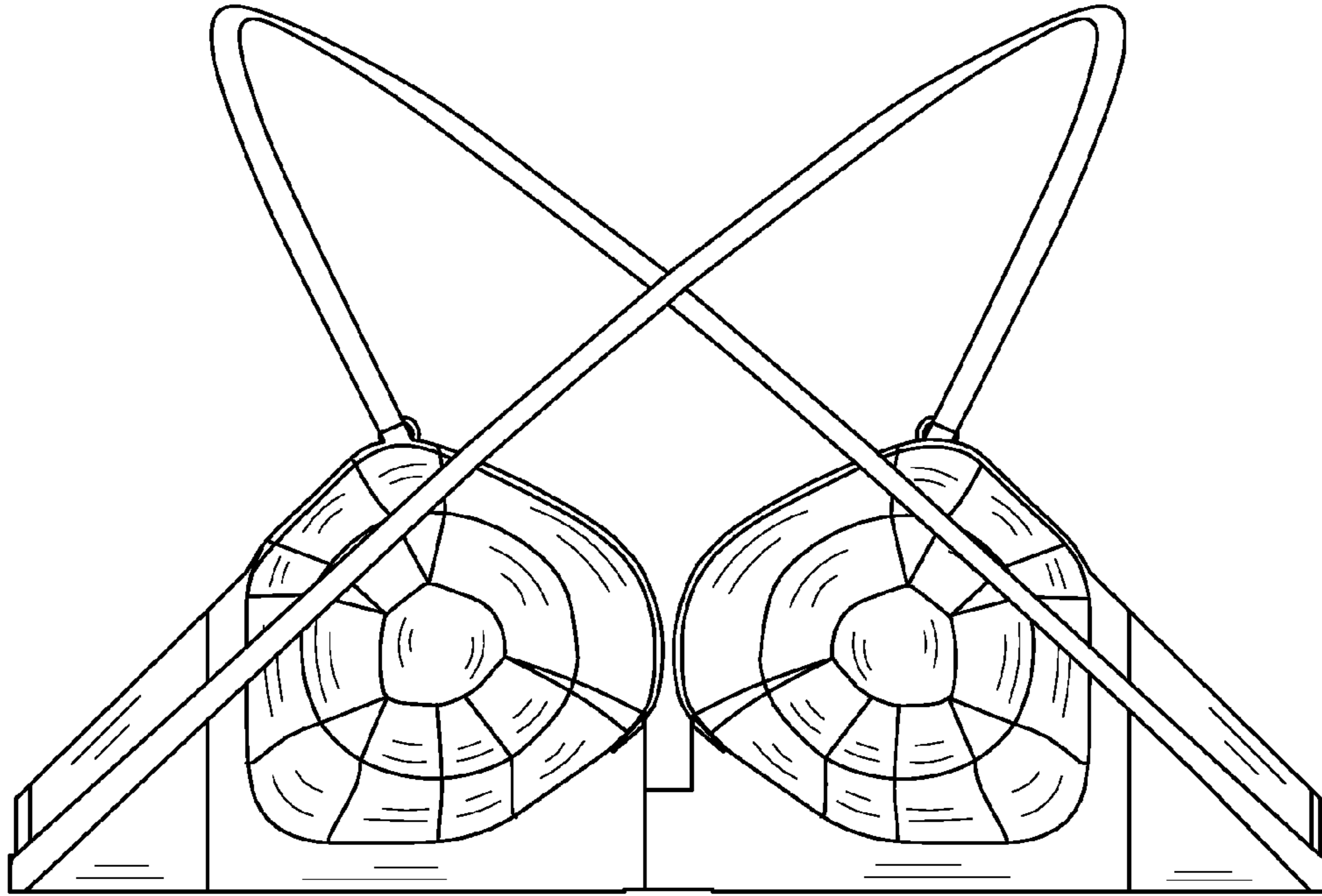


FIG. 4

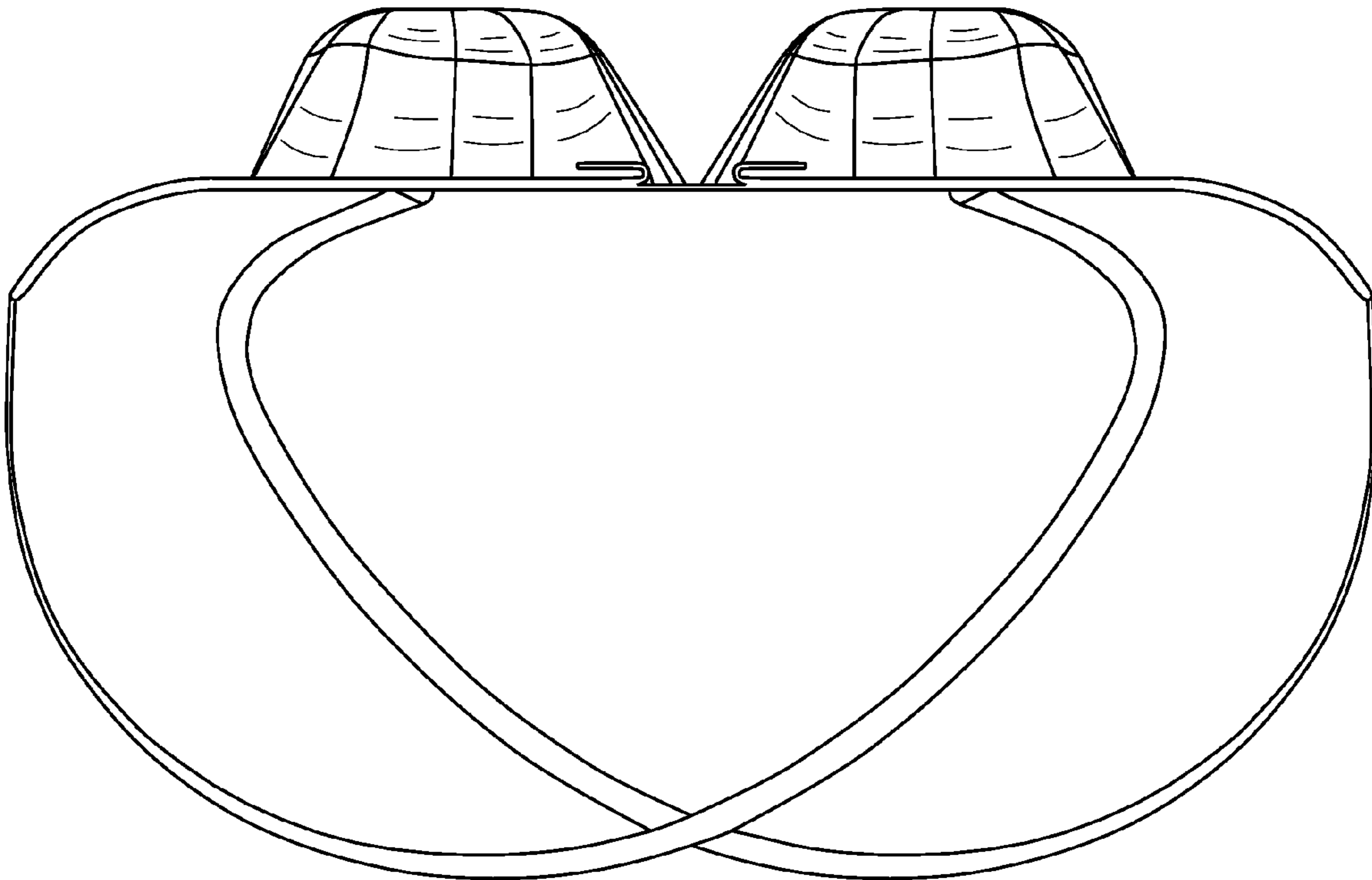


FIG. 5

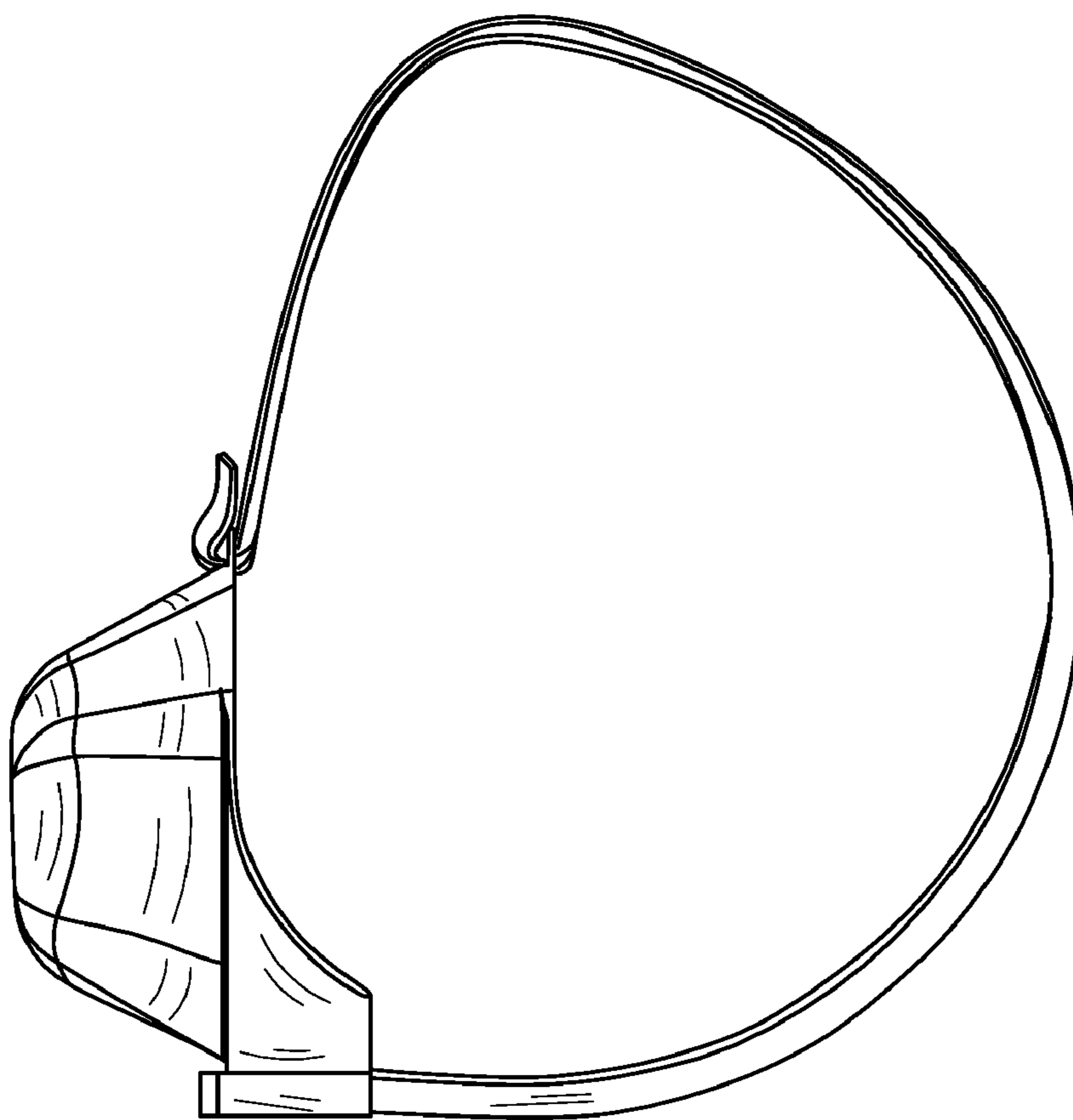


FIG. 6