

US00D561417S

(12) **United States Design Patent**  
**Harper et al.**

(10) **Patent No.:** **US D561,417 S**  
(45) **Date of Patent:** **\*\* Feb. 5, 2008**

(54) **HAND GRIP WITH RING**

(75) Inventors: **Richard Michael Harper**, Cincinnati, OH (US); **Robert Allen Godfroid**, Cincinnati, OH (US); **William Michael Cannon**, West Harrison, IN (US); **Samuel Bladgen Truslow**, San Francisco, CA (US); **Anthony Piazza**, Palo Alto, CA (US); **Adrian Benton James**, Palo Alto, CA (US); **Stephanie Lynn Lause**, Alexandria, KY (US)

(73) Assignee: **The Procter & Gamble Company**, Cincinnati, OH (US)

(\*\*) Term: **14 Years**

(21) Appl. No.: **29/286,779**

(22) Filed: **May 17, 2007**

**Related U.S. Application Data**

(60) Division of application No. 29/242,017, filed on Nov. 3, 2005, which is a continuation-in-part of application No. 29/218,342, filed on Dec. 1, 2004, now Pat. No. Des. 548,413.

(51) **LOC (8) Cl.** ..... **04-01**

(52) **U.S. Cl.** ..... **D32/40**

(58) **Field of Classification Search** ..... D4/100, D4/116, 134, 137-139, 199, 128; D7/395; D9/415; D32/40, 50, 51, 15, 7, 18, 19, 21, D32/22, 25, 31, 32, 33, 35, 8, 39, 52; 15/146, 15/147.1, 149, 159.1, 171, 190, 209.1, 228, 15/231-233, 41.1, 42, 43, 46, 48, 79.1, 363, 15/105, 342, 349, 364, 388, 288, 4, 116.2, 15/143.1, 97.1, 98, 300.1; 16/110.1, 420, 16/430, 431, 415; 604/385.01  
See application file for complete search history.

(56) **References Cited**

**U.S. PATENT DOCUMENTS**

1,632,326 A \* 6/1927 Bell ..... 249/77

2,077,273 A \* 4/1937 Serio ..... 294/31.1  
2,372,954 A \* 4/1945 Jester ..... 220/776  
2,431,808 A \* 12/1947 Kluit ..... 220/755  
D156,879 S \* 1/1950 Grundstrom ..... D7/395  
2,529,952 A \* 11/1950 Leunis ..... 15/164  
D294,073 S \* 2/1988 Lin ..... D32/51

(Continued)

*Primary Examiner*—Cathron Brooks

*Assistant Examiner*—Barbara Fox

(74) *Attorney, Agent, or Firm*—Larry L. Huston; Kim William Zerby; Steven W. Miller

(57) **CLAIM**

The ornamental design for a hand grip with ring, as shown and described.

**DESCRIPTION**

FIG. 1 is a perspective view of a portion of a hand grip with ring, it should be understood that the stippled surface shading represents a surface having a contrasting color relative to the color of the remainder of the ring;

FIG. 2 is a top view of said portion of the hand grip with ring of FIG. 1;

FIG. 3 is a bottom view of said portion of the hand grip with ring of FIG. 1;

FIG. 4 is a front view of said portion of the hand grip with ring of FIG. 1;

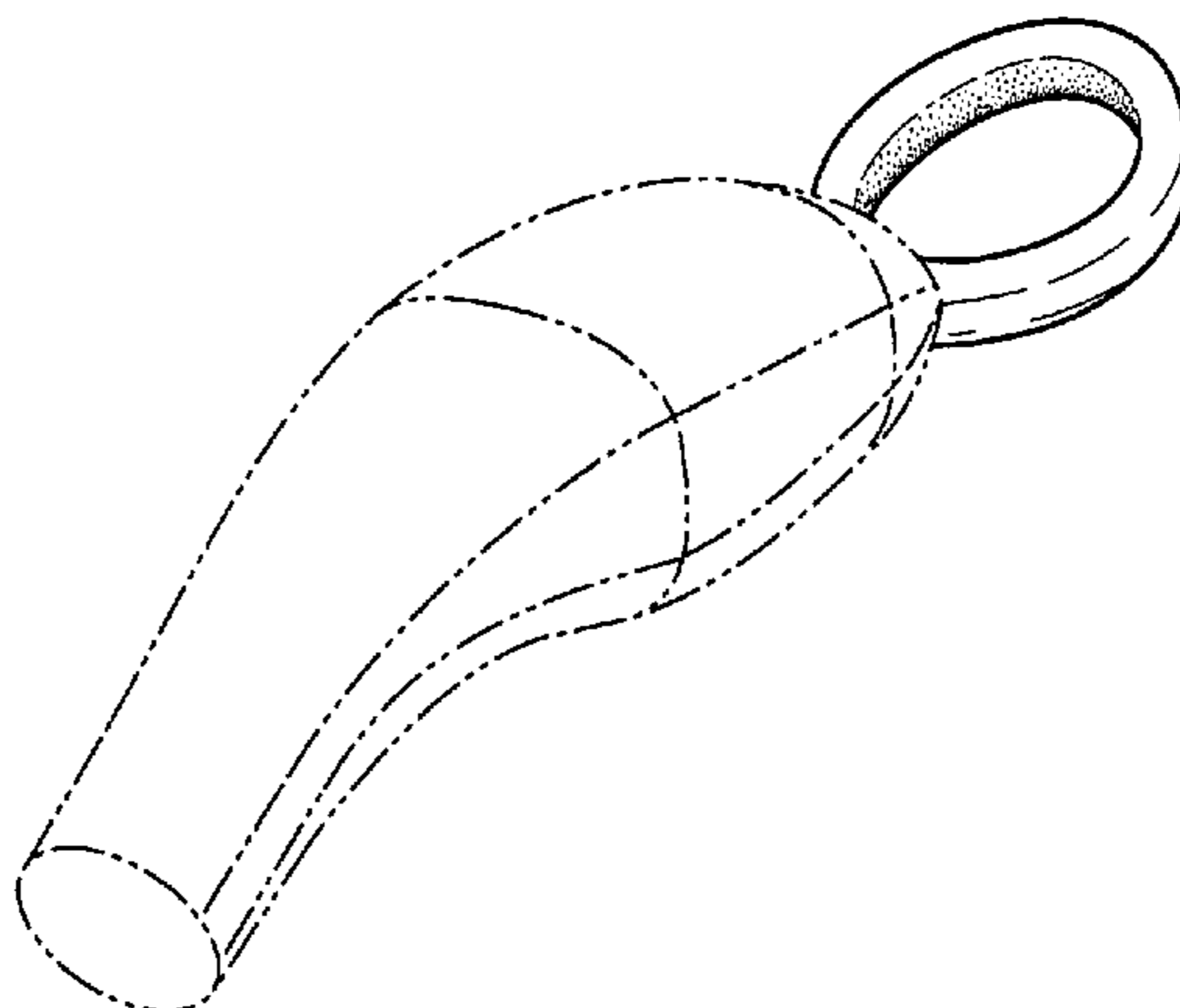
FIG. 5 is a back view of said portion of the hand grip with ring of FIG. 1;

FIG. 6 is a left view of said portion of the hand grip with ring of FIG. 1; and,

FIG. 7 is a right view of said portion of the hand grip with ring of FIG. 1.

The broken lines shown in the drawings are for illustrative purposes only and form no part of the claimed design.

**1 Claim, 5 Drawing Sheets**



# US D561,417 S

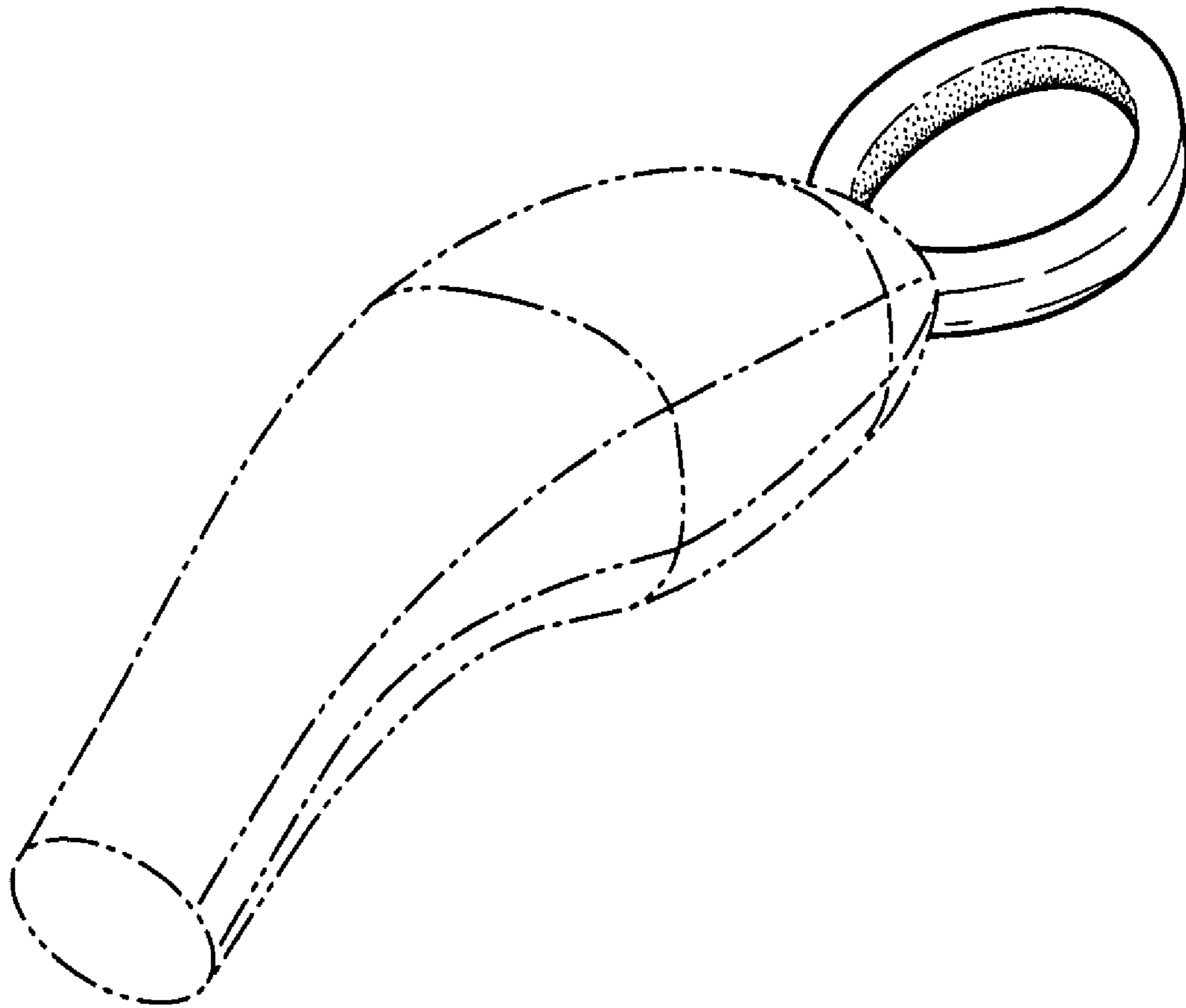
Page 2

---


## U.S. PATENT DOCUMENTS

D317,068 S *	5/1991	Bosworth .....	D32/51	6,234,662 B1 *	5/2001	Blake .....	366/129
D353,919 S *	12/1994	Sajko .....	D32/44	6,662,406 B2 *	12/2003	Shonfeld et al. ....	16/431
D366,964 S *	2/1996	Berti .....	D4/138	D496,217 S *	9/2004	Sun .....	D7/393
D383,354 S *	9/1997	Nassar .....	D7/357	D505,016 S *	5/2005	Hay et al. ....	D4/138
5,947,595 A *	9/1999	Eurisch et al. ....	366/129	D544,668 S *	6/2007	Harper et al. ....	D32/51
D424,869 S *	5/2000	Chau .....	D7/395				

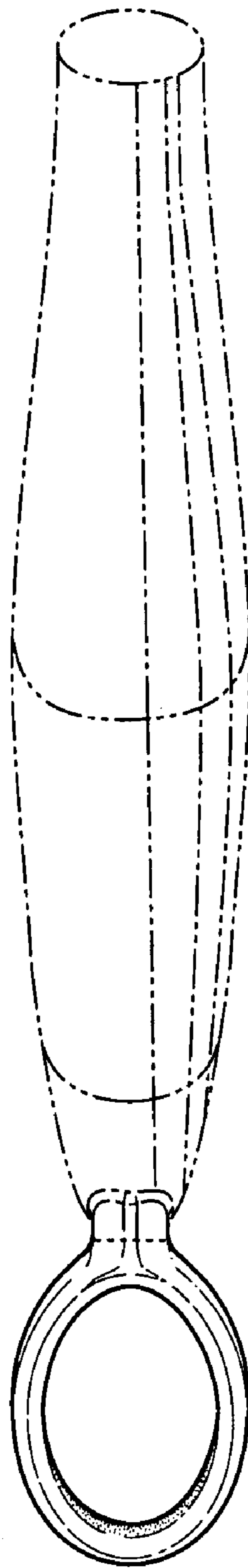
\* cited by examiner



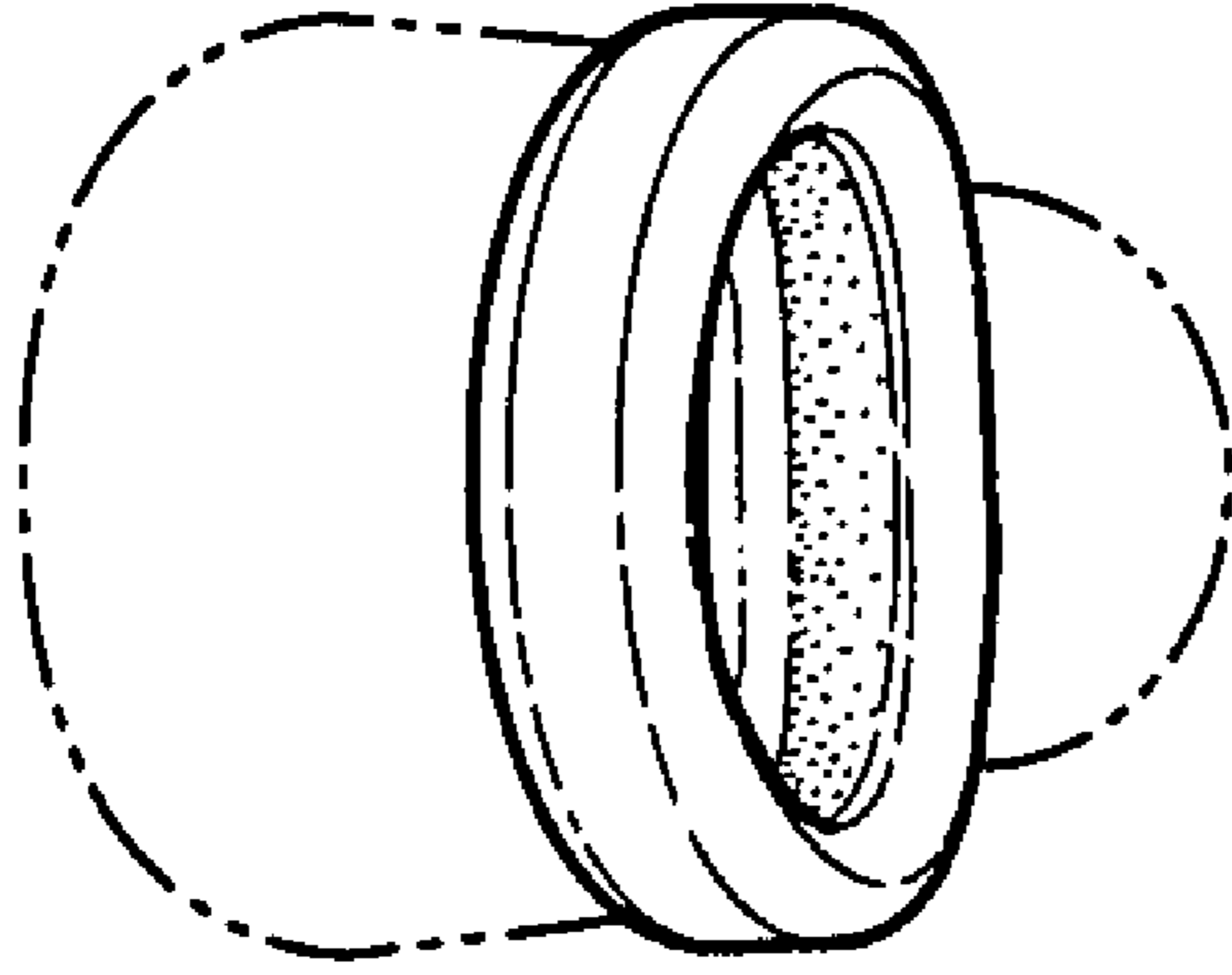
*Fig. 1*



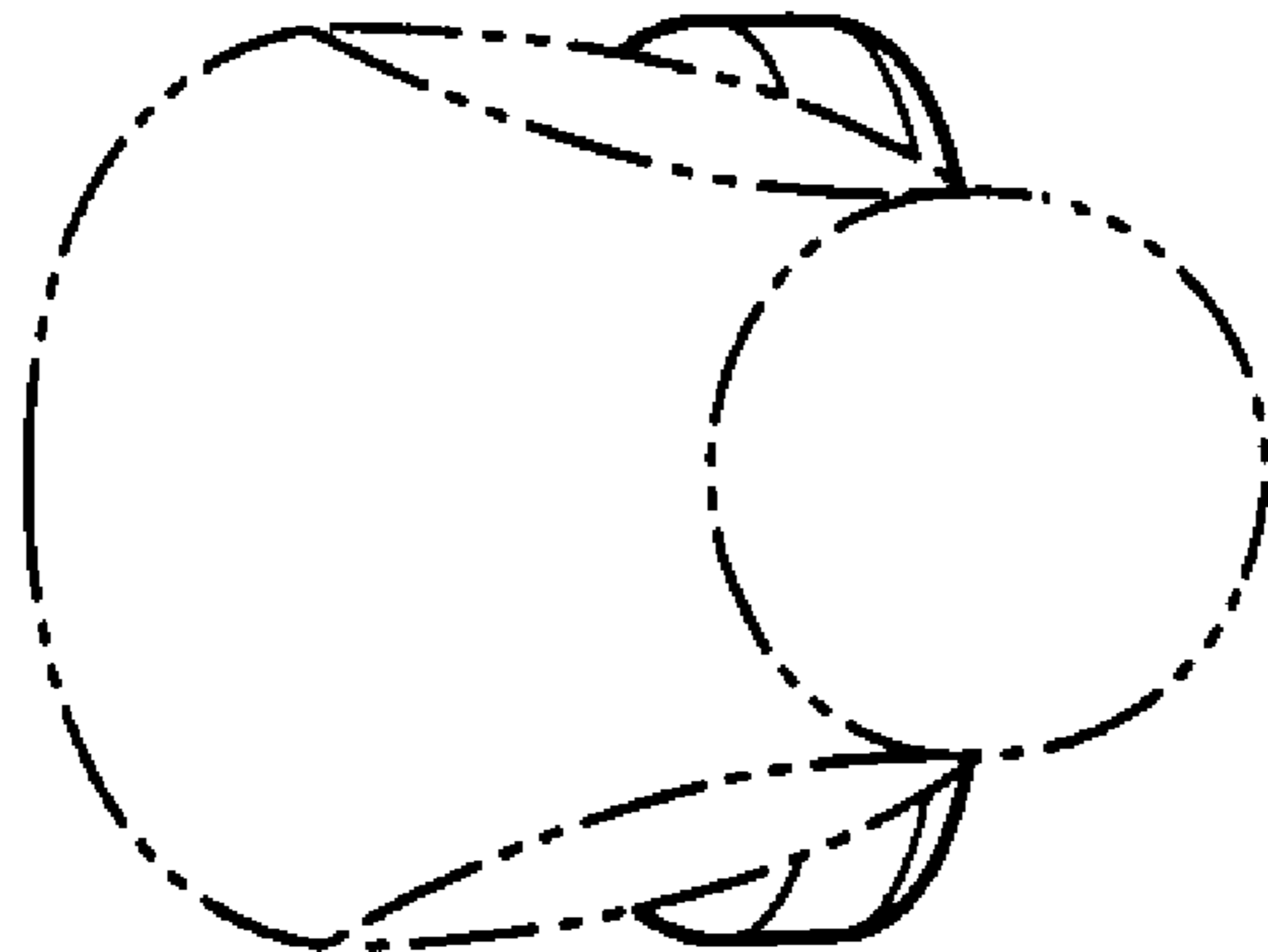
*Fig. 2*



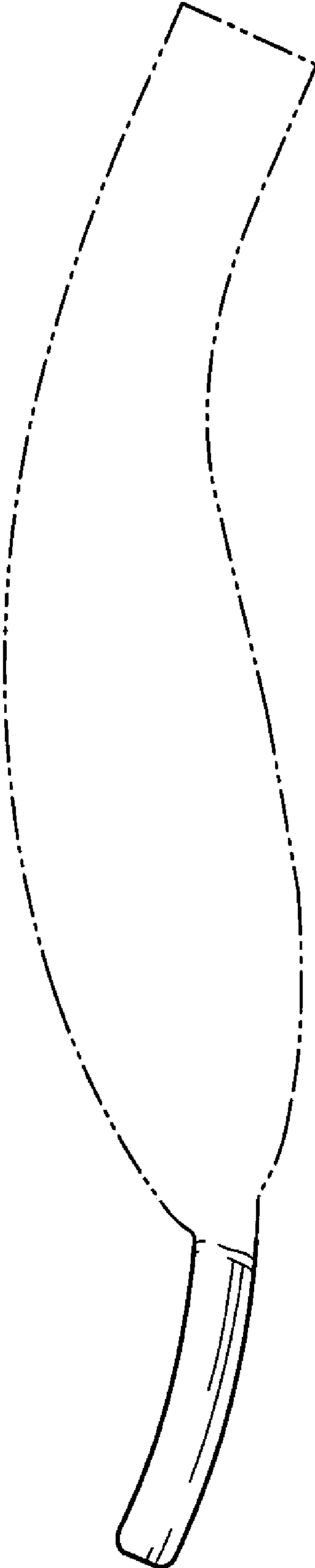
*Fig. 3*



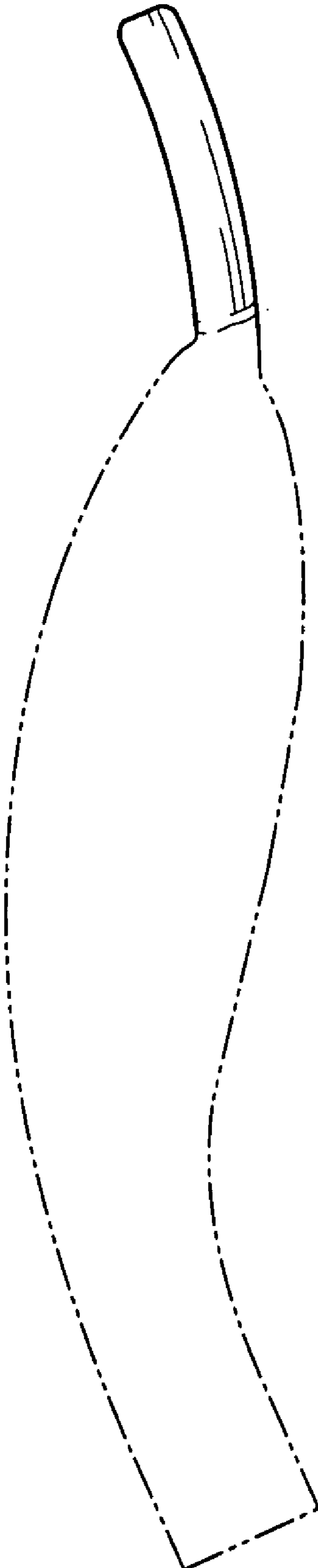
*Fig. 5*



*Fig. 4*



*Fig. 6*



*Fig. 7*