



US00D561398S

(12) **United States Design Patent**
Park

(10) **Patent No.:** **US D561,398 S**

(45) **Date of Patent:** **** Feb. 5, 2008**

(54) **NAIL BUFFER**

D530,452 S * 10/2006 Anderson et al. D28/59

(75) Inventor: **Il-Yong Park**, Seoul (KR)

* cited by examiner

(73) Assignee: **Shinwoounion Co., Ltd.**, Seoul (KR)

Primary Examiner—Jennifer Rivard

(**) Term: **14 Years**

(74) *Attorney, Agent, or Firm*—Gottlieb, Rackman & Reisman

(21) Appl. No.: **29/289,374**

(57) **CLAIM**

(22) Filed: **Jul. 18, 2007**

The ornamental design for a nail buffer, as shown and described.

(30) **Foreign Application Priority Data**

DESCRIPTION

Jan. 22, 2007 (KR) 30-2007-0002855

FIG. 1 is a front, left and a top perspective view of the nail buffer showing my new design;

(51) **LOC (8) Cl.** **28-03**

FIG. 2 is a front elevation view thereof;

(52) **U.S. Cl.** **D28/59**

(58) **Field of Classification Search** 132/73,
132/73.5, 75.3, 75.6, 76.2, 76.4, 76.5; D28/56,
D28/57, 59

FIG. 3 is a rear elevation view thereof;

See application file for complete search history.

FIG. 4 is a top plan view thereof;

FIG. 5 is a bottom plan view thereof;

(56) **References Cited**

FIG. 6 is a left side view thereof; and,

FIG. 7 is a right side view thereof.

U.S. PATENT DOCUMENTS

D123,291 S * 10/1940 Crompton D28/59

1 Claim, 2 Drawing Sheets

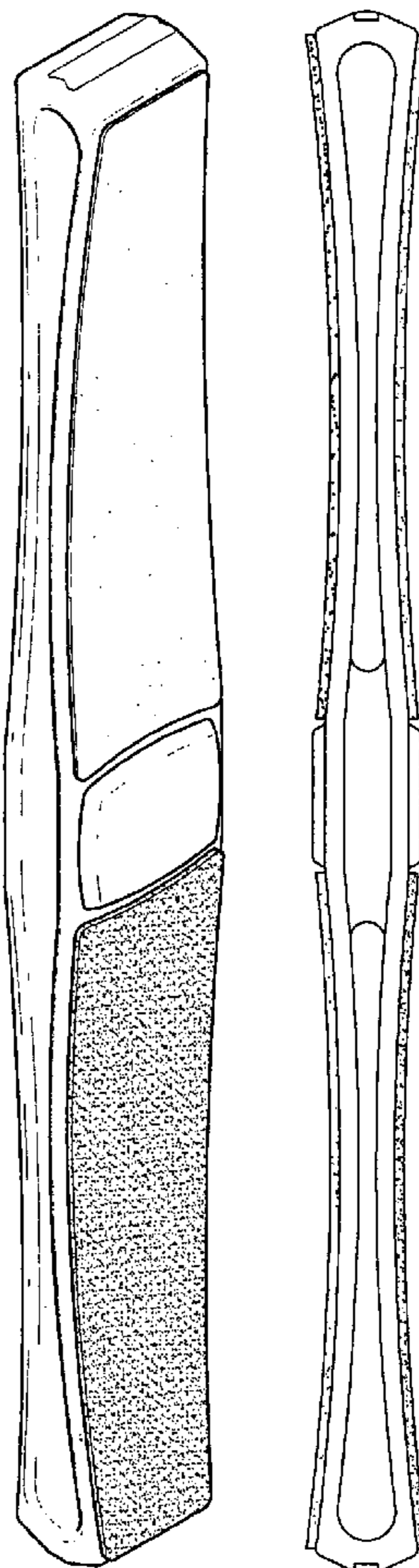


FIG. 1

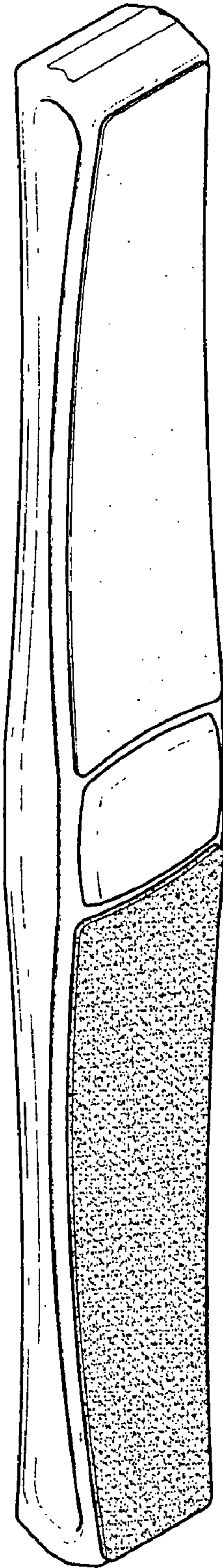


FIG. 2

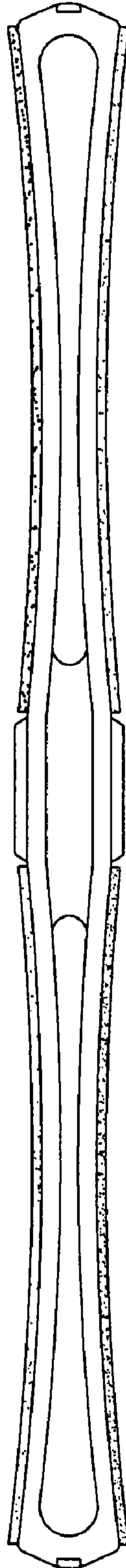


FIG. 3

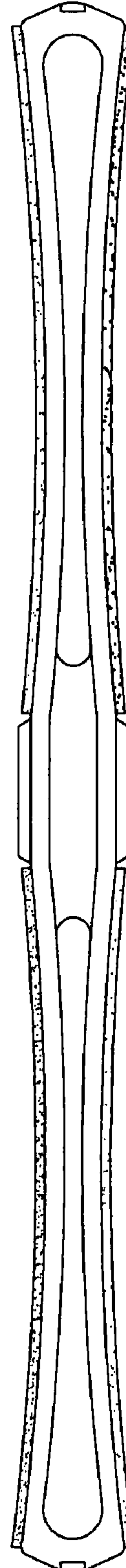


FIG. 4

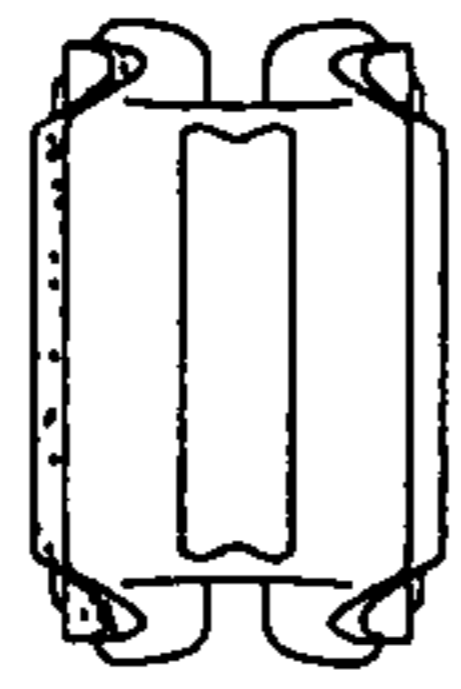


FIG. 5

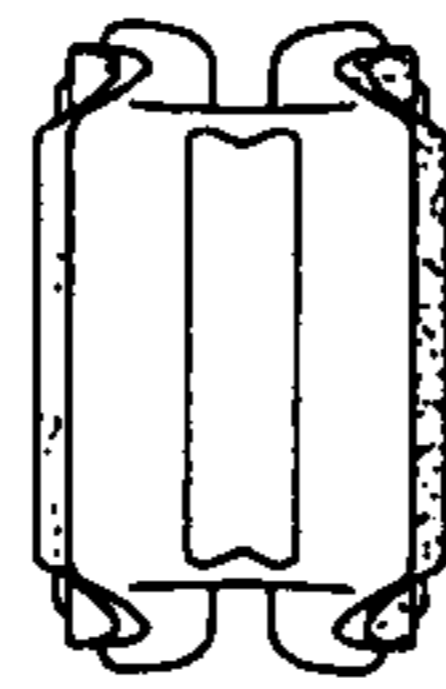


FIG. 6




FIG. 7

