

US00D561378S

(12) **United States Design Patent** (10) **Patent No.:** **US D561,378 S**  
**Starck** (45) **Date of Patent:** **\*\* Feb. 5, 2008**

(54) **LAMP**  
(75) Inventor: **Philippe Starck**, Wii London (GB)  
(73) Assignee: **Flos S.p.A.**, Bovezzo (Brescia) (IT)  
(\*\*) Term: **14 Years**  
(21) Appl. No.: **29/239,925**  
(22) Filed: **Oct. 6, 2005**  
(30) **Foreign Application Priority Data**  
Apr. 11, 2005 (EM) ..... 000322094-0004

5,010,676 A \* 4/1991 Kennedy ..... 42/71.01  
5,173,564 A \* 12/1992 Hammond, Jr. .... 42/75.03  
D356,180 S \* 3/1995 Benghozi ..... D26/110  
5,522,167 A \* 6/1996 Teetzel ..... 42/117  
5,628,555 A \* 5/1997 Sharrah et al. .... 362/114  
5,758,448 A \* 6/1998 Thummel ..... 42/114  
6,598,329 B1 \* 7/2003 Alexander ..... 42/71.01  
D505,475 S \* 5/2005 Salva ..... D22/104  
D531,255 S \* 10/2006 Garrett et al. .... D22/103  
2002/0100204 A1 \* 8/2002 Kim ..... 42/146  
2003/0007347 A1 \* 1/2003 Huang et al. .... 362/806  
2004/0107621 A1 \* 6/2004 Segalle ..... 42/71.02  
2005/0268513 A1 \* 12/2005 Battaglia ..... 42/71.01  
2005/0279004 A1 \* 12/2005 Woodmansee et al. .... 42/146

(51) **LOC (8) Cl.** ..... **26-03**  
(52) **U.S. Cl.** ..... **D26/94**  
(58) **Field of Classification Search** ..... D26/93-112;  
362/410-414, 253, 110-114, 153; 42/1.02,  
42/7.5, 22, 37, 40, 65, 70.11, 74, 71.02, 114,  
42/75.03, 117, 103, 146, 71.01, 72, 73, 75.04,  
42/76.01; D22/100, 101, 103-105; D6/399  
See application file for complete search history.

**OTHER PUBLICATIONS**

AK-47 Assault Rifle as shown and described, used as of 1949.  
Source: Kalashnikov Arms Catalog, © Military Parade JSC, 1997.  
[Retrieved on Apr. 11, 2007]. Retrieved from the Internet <URL:  
<http://kalashnikov.guns.ru/models/ka50.html>>.\*

\* cited by examiner

*Primary Examiner*—Cathron Brooks  
*Assistant Examiner*—Linda Brooks  
(74) *Attorney, Agent, or Firm*—McGlew and Tuttle, P.C.

(56) **References Cited**  
U.S. PATENT DOCUMENTS

D120,554 S \* 5/1940 Lynch ..... D26/94  
D163,813 S \* 7/1951 Moss et al. .... D26/94  
D169,965 S \* 7/1953 Cassell ..... D26/94  
2,701,300 A \* 2/1955 Rubin ..... 362/253  
2,780,145 A \* 2/1957 Saive ..... 42/75.03  
2,984,724 A \* 5/1961 Merz ..... D26/94 X  
D192,440 S \* 3/1962 Green ..... D26/94  
D194,062 S \* 11/1962 Winter ..... D26/94 X  
D202,375 S \* 9/1965 Taylor ..... D10/112  
3,543,428 A \* 12/1970 Bronson ..... 42/71.01  
4,115,943 A \* 9/1978 Musgrave ..... 42/90  
4,601,123 A \* 7/1986 Swearengen et al. .... 42/72  
4,736,278 A \* 4/1988 Wolens et al. .... 362/35

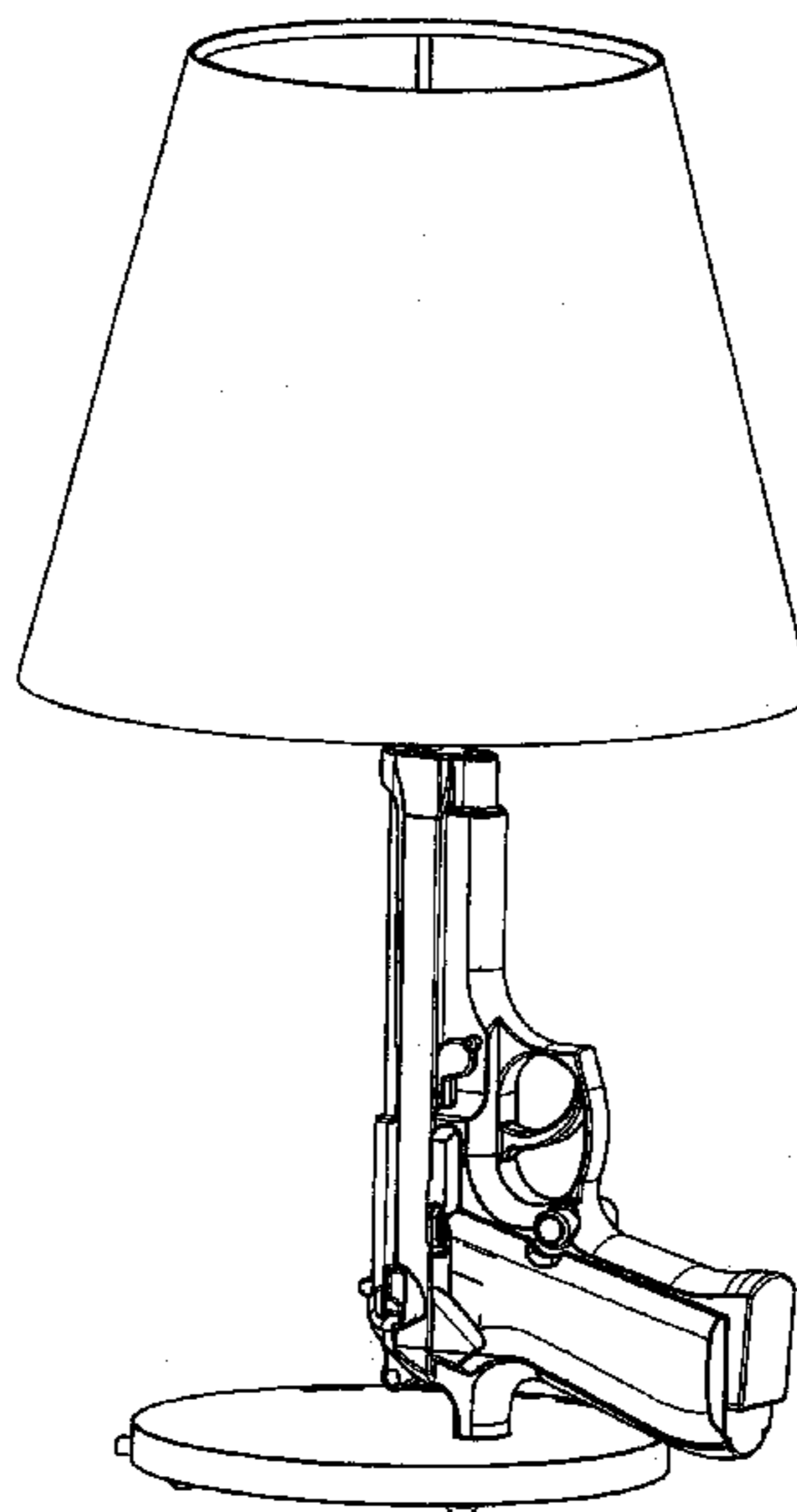
(57) **CLAIM**

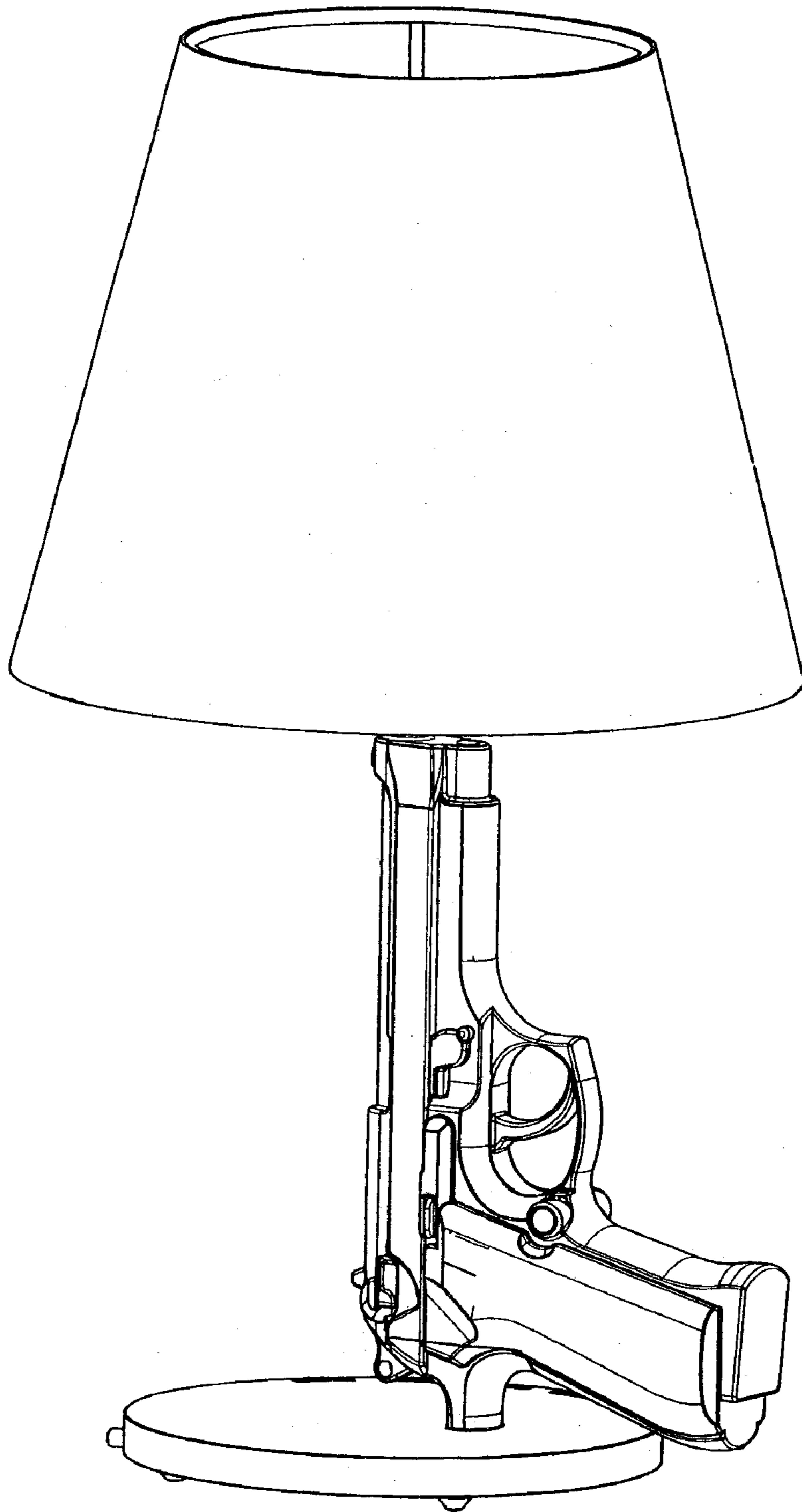
The ornamental design for a lamp, as shown and described.

**DESCRIPTION**

FIG. 1 is a perspective view of my new lamp design;  
FIG. 2 is a front elevation view thereof;  
FIG. 3 is a view from one side thereof;  
FIG. 4 is a view from opposite side thereof;  
FIG. 5 is a bottom view thereof; and,  
FIG. 6 is a top view thereof.

**1 Claim, 3 Drawing Sheets**





*FIG. 1*

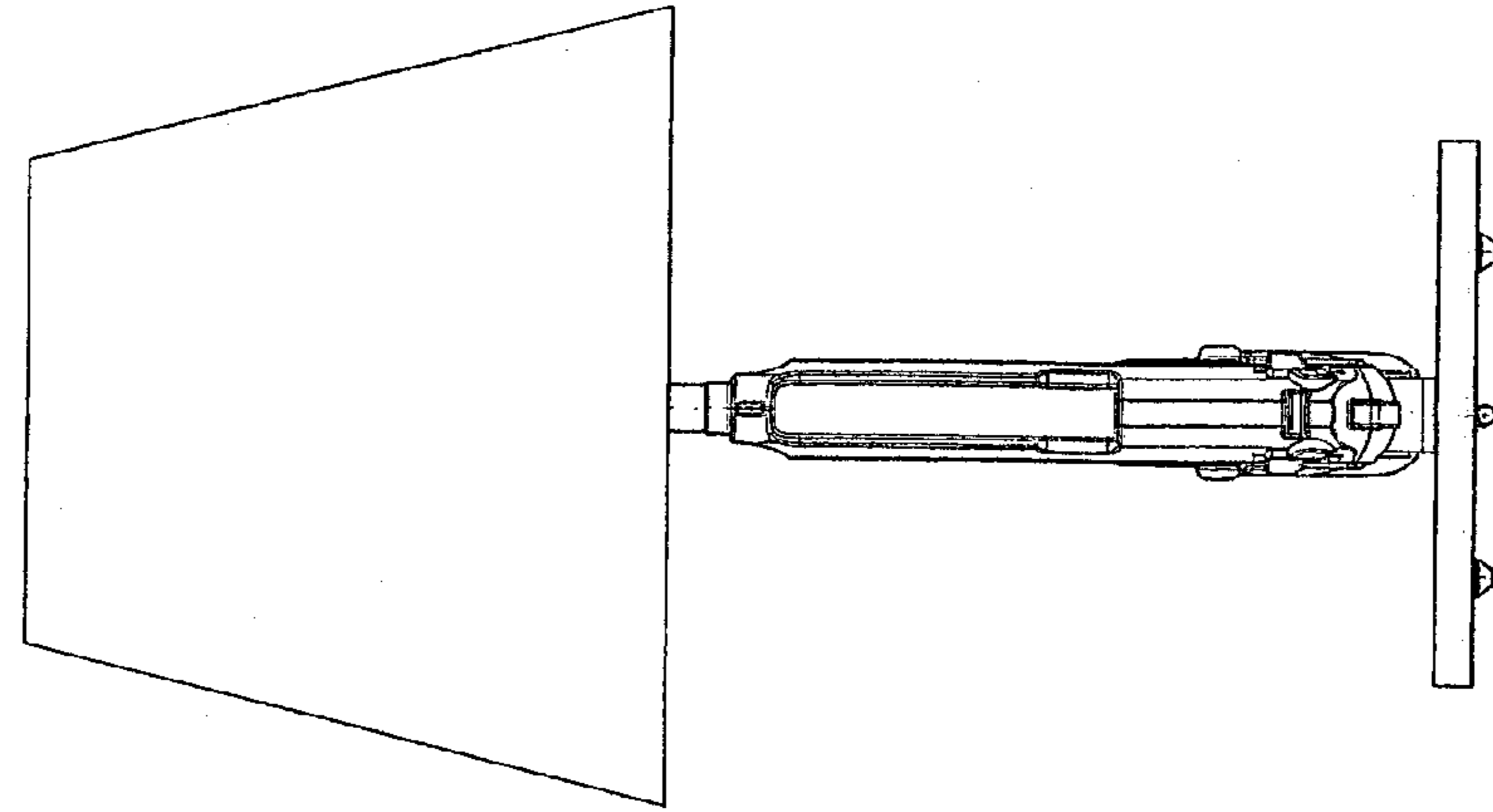


FIG. 4

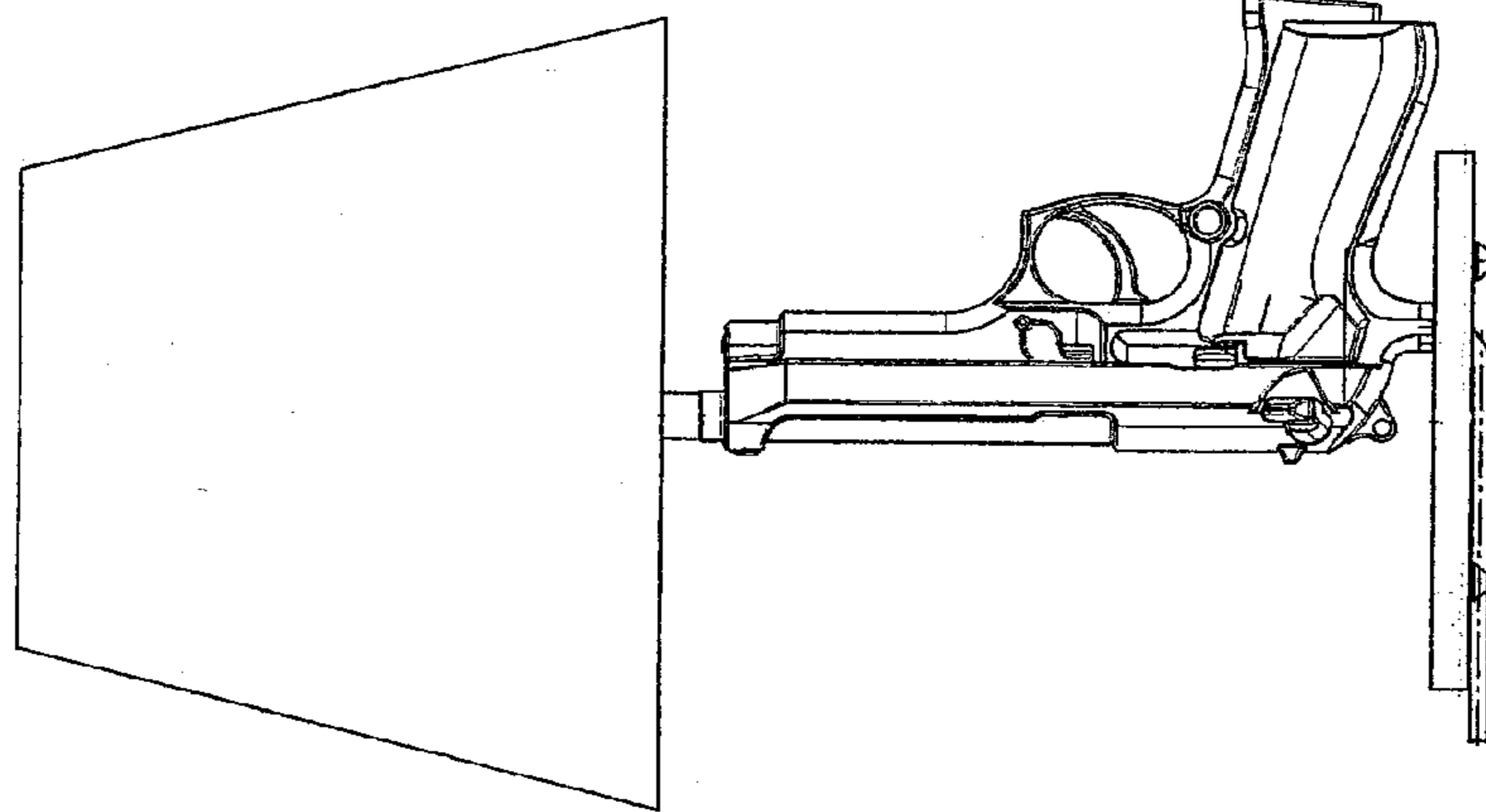


FIG. 2

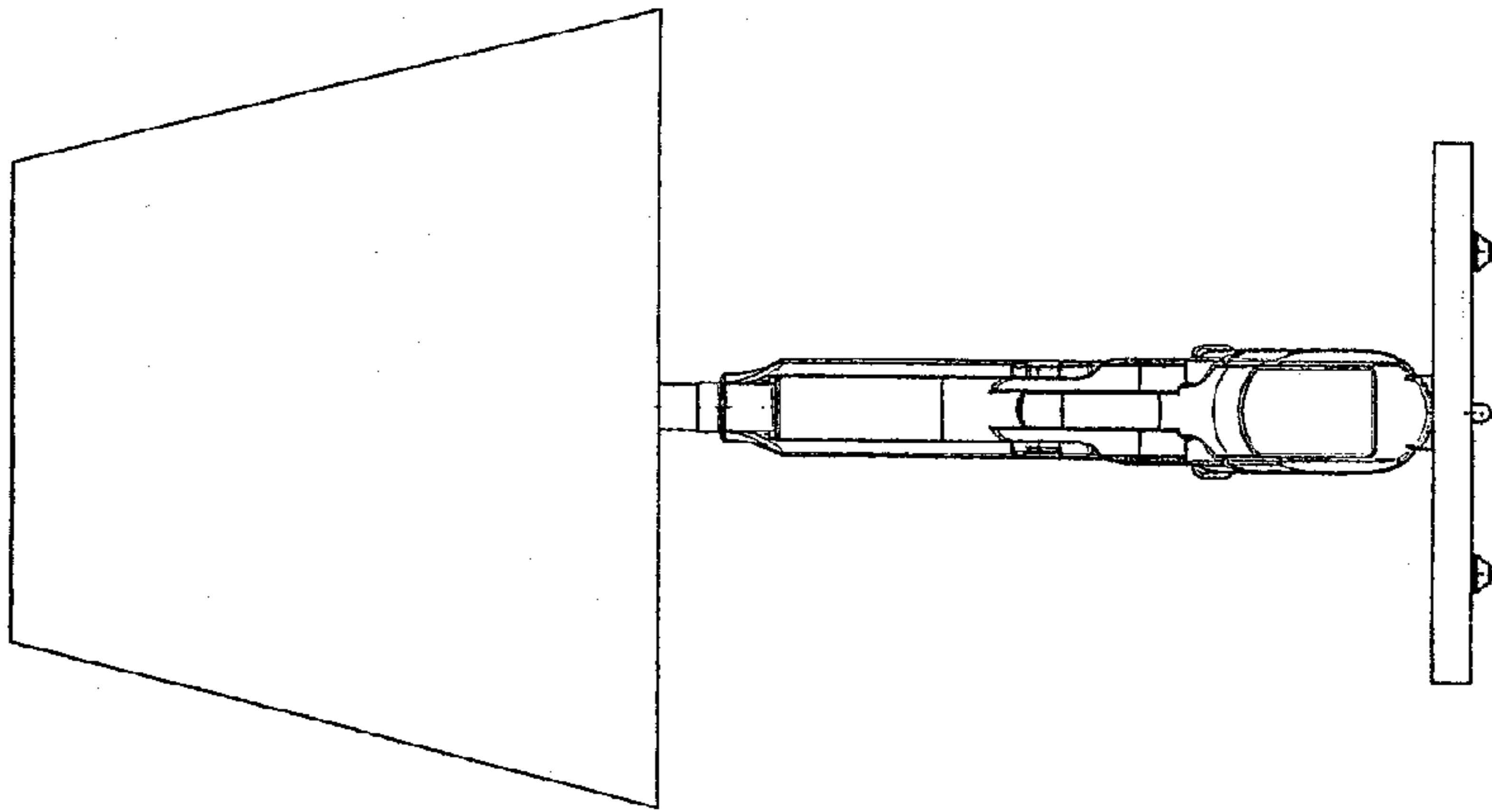


FIG. 3

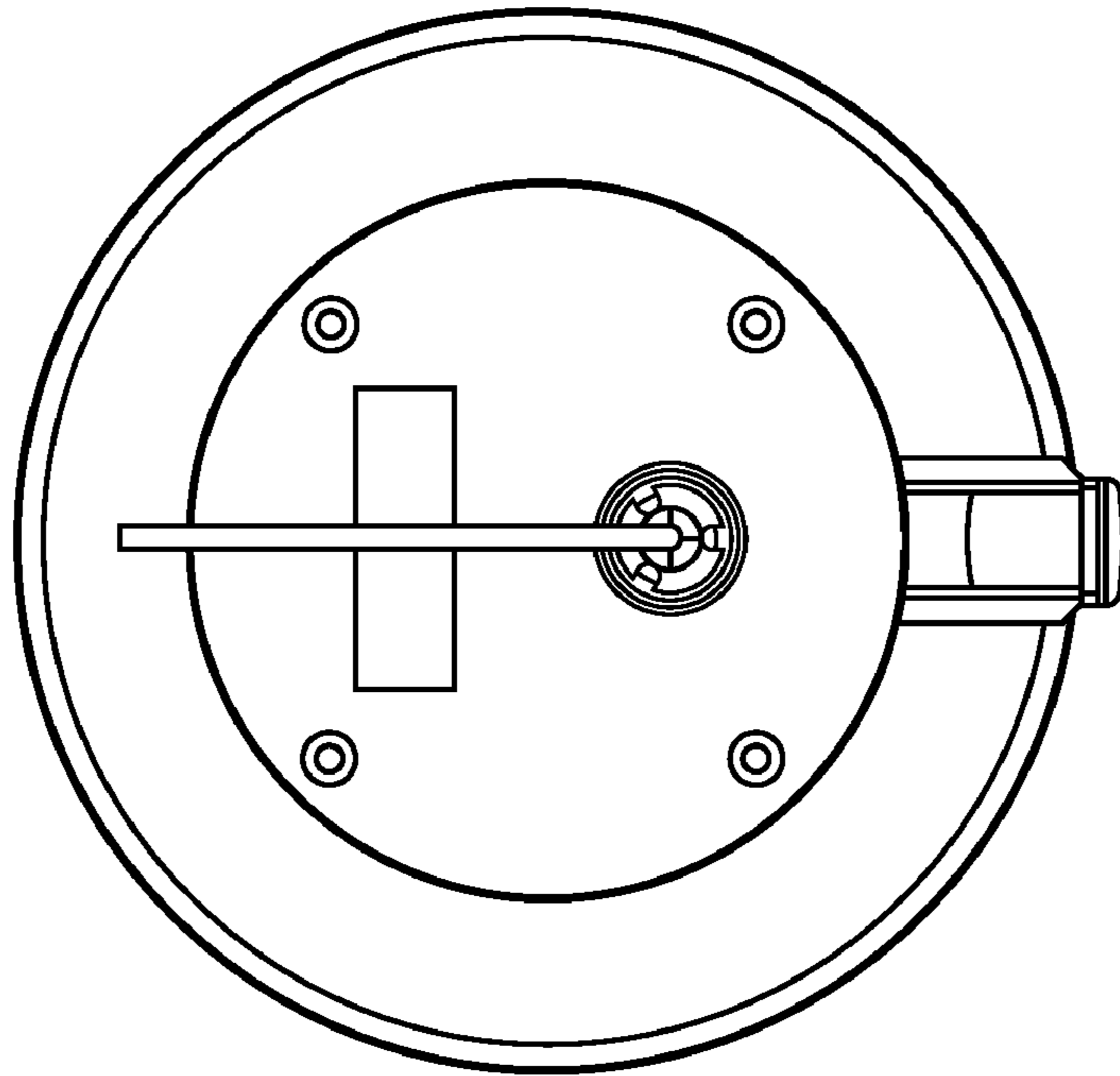


FIG. 5

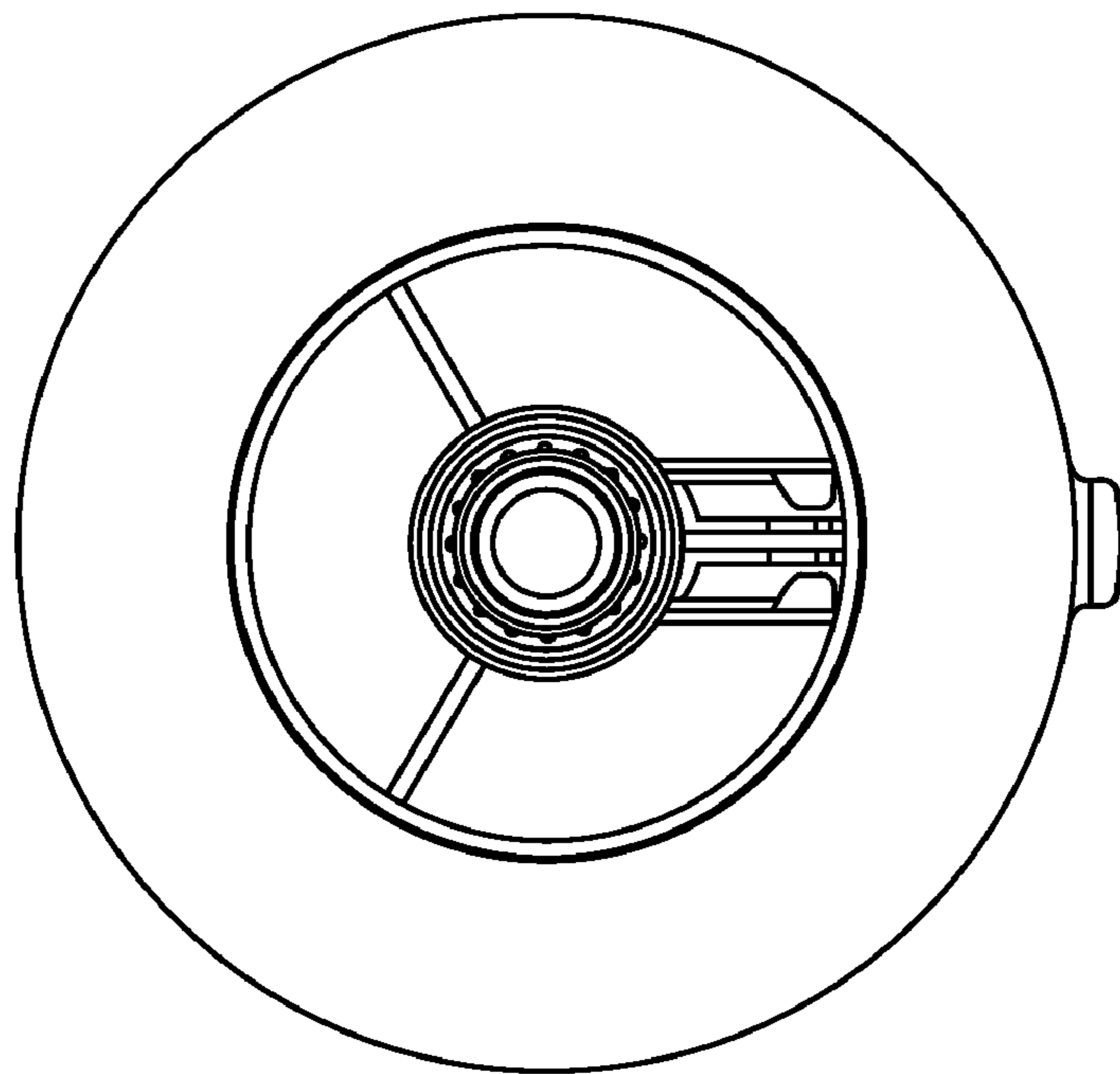


FIG. 6