



US00D561375S

(12) **United States Design Patent**
Orozco

(10) **Patent No.:** **US D561,375 S**

(45) **Date of Patent:** **** Feb. 5, 2008**

(54) **LIGHTING FIXTURE**

(75) Inventor: **Sergio Orozco**, New York City, NY
(US)

(73) Assignee: **The L.D. Kichler Co.**, Cleveland, OH
(US)

(**) Term: **14 Years**

(21) Appl. No.: **29/221,430**

(22) Filed: **Jan. 14, 2005**

(51) **LOC (8) Cl.** **26-03**

(52) **U.S. Cl.** **D26/81**

(58) **Field of Classification Search** D26/72,
D26/80-92, 143, 144, 73; 362/147, 404-408
See application file for complete search history.

(56) **References Cited**

U.S. PATENT DOCUMENTS

D66,226 S *	12/1924	Crumley	D26/81
D67,559 S *	6/1925	Walker	D26/81
D69,418 S *	2/1926	Villaret	D26/84
D71,704 S *	12/1926	Villaret	D26/81
D416,346 S *	11/1999	Palacios	D26/84
D430,692 S *	9/2000	Nicholas	D26/86
D453,389 S *	2/2002	Phillips	D26/84
D518,592 S *	4/2006	Brunner	D26/81
D519,665 S *	4/2006	Chen	D26/81
D519,666 S *	4/2006	Leser	D26/81
D534,295 S *	12/2006	Chen	D26/81

OTHER PUBLICATIONS

All Light Fixtures from the "Dover" collection on pp. 114 and 115 in the Kichler Lighting 2004 Catalog, No. 104. (2 pages).*

Chandelier No. F16666/6 CGN from the "Victoria" Collection on p. 60 of the 2004 Edition of the Murray Feiss Big Book Catalog.*

* cited by examiner

Primary Examiner—Clare E Heflin

(74) *Attorney, Agent, or Firm*—Calfee, Halter & Griswold LLP

(57) **CLAIM**

I claim the ornamental design for a lighting fixture, as shown and described.

DESCRIPTION

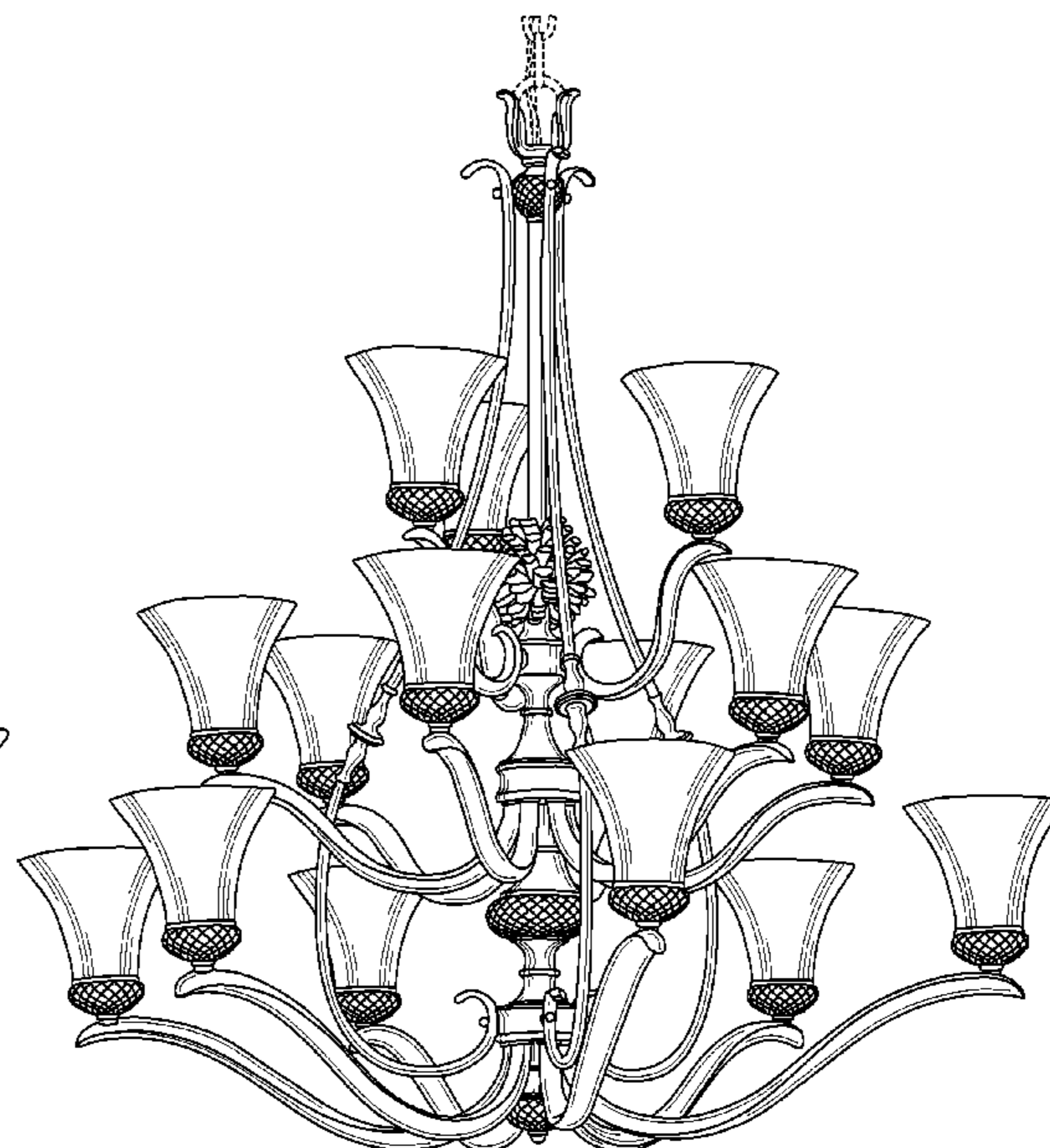

FIG. 1 is a front perspective view of the lighting fixture showing a first embodiment of the new design. This fixture has three-way one hundred twenty degree overall rotational symmetry and except for the three curved uprights, has six-way sixty degree overall rotational symmetry.

FIG. 2 is a front perspective view of the lighting fixture showing a second embodiment of the new design. This fixture has three-way one hundred twenty degree overall rotational symmetry and except for the three curved uprights, the three upper arms, and the structures that those three upper arms support, has six-way sixty degree overall rotational symmetry; and,

FIG. 3 is a front perspective view of the lighting fixture showing a third embodiment of the new design. This fixture has three-way one hundred twenty degree overall rotational symmetry and except for the three curved uprights, the three upper arms, and the structures that those three upper arms support, has six-way sixty degree overall rotational symmetry.

The broken lines shown on the drawings are for illustrative purposes only and form no part of the claimed design.

1 Claim, 3 Drawing Sheets






FIG. 1

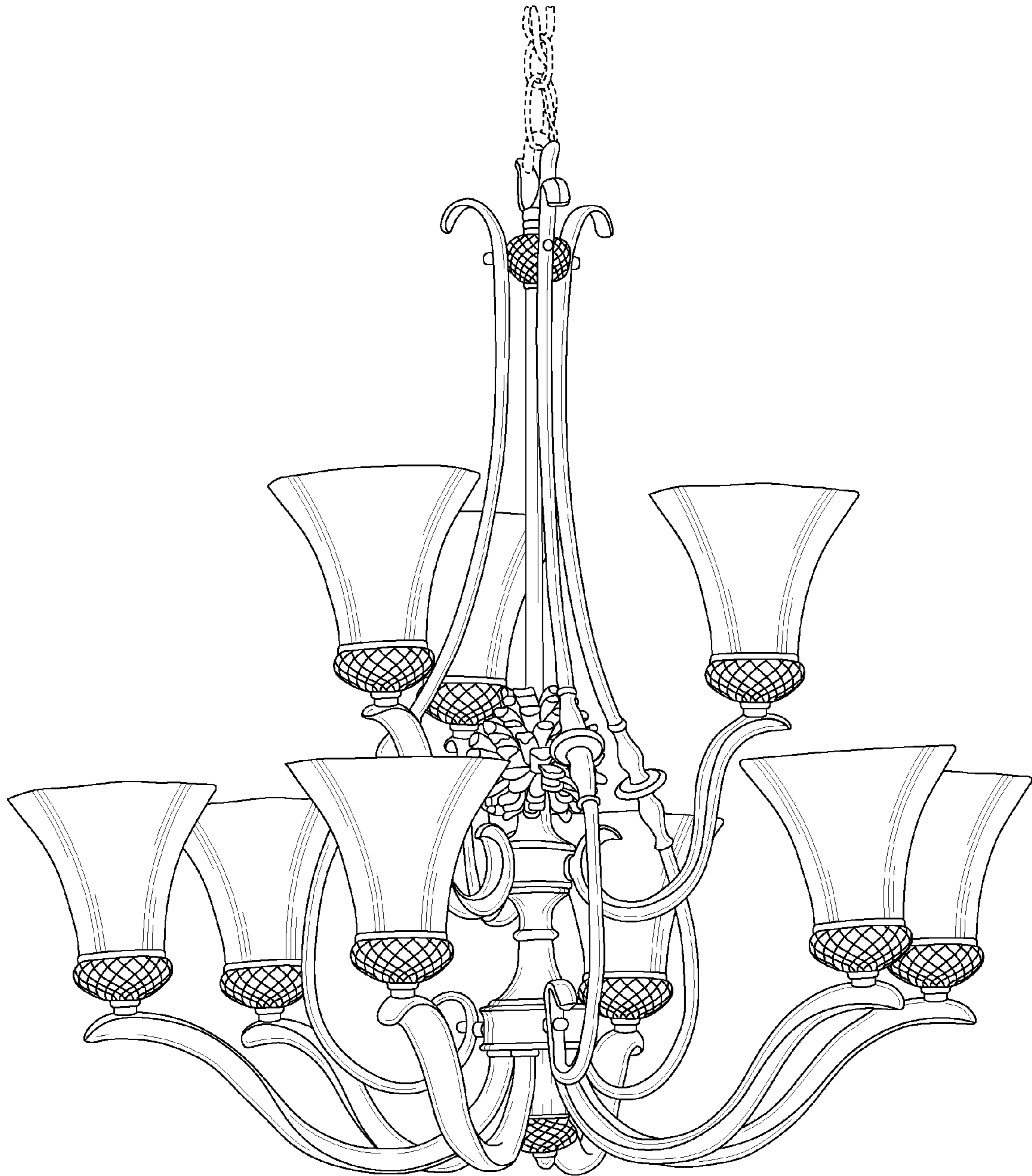


FIG. 2




FIG. 3