



US00D561373S

(12) **United States Design Patent**
Yan

(10) **Patent No.:** **US D561,373 S**

(45) **Date of Patent:** **** *Feb. 5, 2008**

(54) **LED LIGHT**

(76) Inventor: **Weifeng Yan**, Ningbo Lanbao Electric Appliance Co., Ltd., Xiaodong Industrial Park, Yuyao Ningbo, Yuyao, Zhejiang (CN) 315400

(*) Notice: This patent is subject to a terminal disclaimer.

(**) Term: **14 Years**

(21) Appl. No.: **29/236,008**

(22) Filed: **Aug. 10, 2005**

(30) **Foreign Application Priority Data**

May 12, 2005 (CN) 2005 3 0106898

(51) **LOC (8) Cl.** **26-05**

(52) **U.S. Cl.** **D26/72**

(58) **Field of Classification Search** D26/2, D26/24, 60-66, 72, 73, 80-92; 362/147, 362/150, 237, 294, 374, 404-406, 418, 430, 362/432, 555, 800, 806
See application file for complete search history.

(56) **References Cited**

U.S. PATENT DOCUMENTS

D262,660 S * 1/1982 Fairbanks et al. D26/88
5,685,637 A * 11/1997 Chapman et al. 362/263
5,984,494 A * 11/1999 Chapman et al. 362/470

6,491,413 B1 * 12/2002 Benesohn 362/294
D482,485 S * 11/2003 Benghozi D26/85
D484,270 S * 12/2003 Yiu D26/89
6,667,582 B1 * 12/2003 Procter 315/185 R
D497,447 S * 10/2004 Yoneda D26/72
6,979,107 B1 * 12/2005 Benensohn 362/374
D535,039 S * 1/2007 Sorokin D26/24
D540,485 S * 4/2007 Waedeled D26/70
D544,110 S * 6/2007 Hooker et al. D26/2

* cited by examiner

Primary Examiner—Cathron Brooks

Assistant Examiner—Barbara Fox

(74) *Attorney, Agent, or Firm*—McGarry Bair PC

(57) **CLAIM**

The ornamental design for an LED light, as shown and described.

DESCRIPTION

FIG. 1 is a front elevational view of the LED light.

FIG. 2 is a left elevational view of the LED light.

FIG. 3 is a top plan view of the LED light.

FIG. 4 is a right elevational view of the LED light.

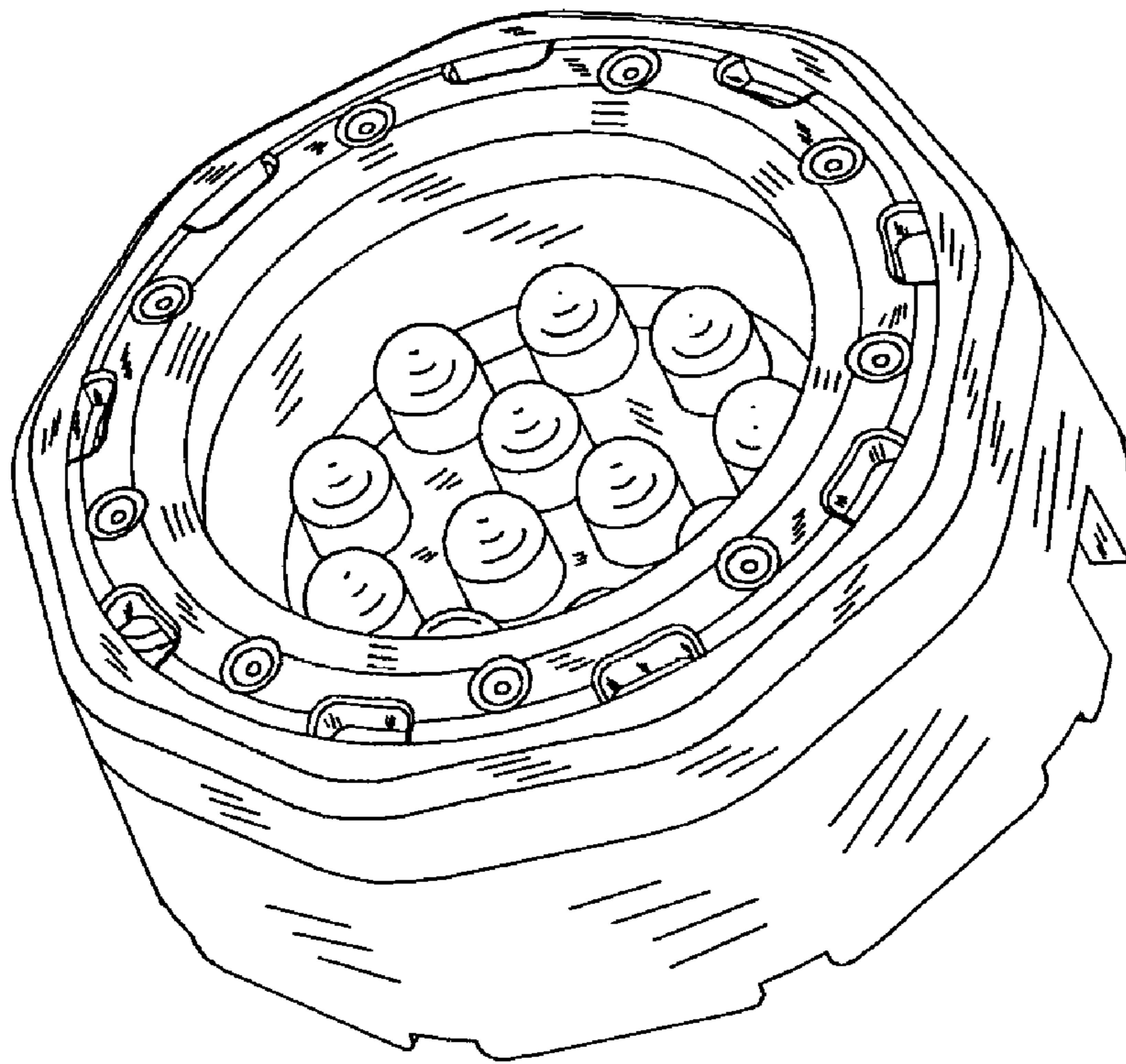
FIG. 5 is a rear elevational view of the LED light.

FIG. 6 is a bottom plan view of the LED light.

FIG. 7 is a top perspective view of the LED light; and,

FIG. 8 is a bottom perspective view of the LED light.

1 Claim, 4 Drawing Sheets






Fig. 1




Fig. 5




Fig. 2



Fig. 4

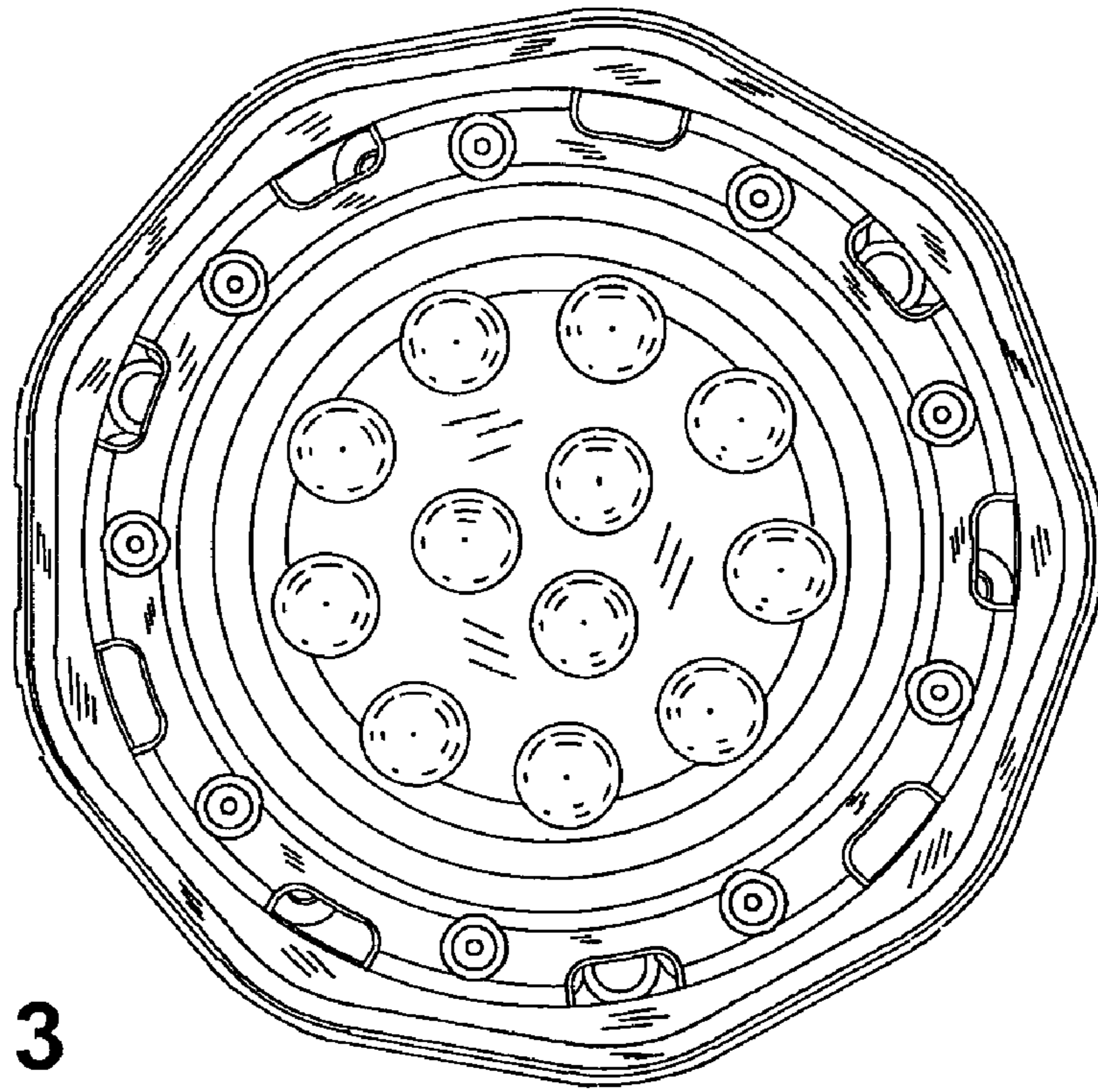


Fig. 3

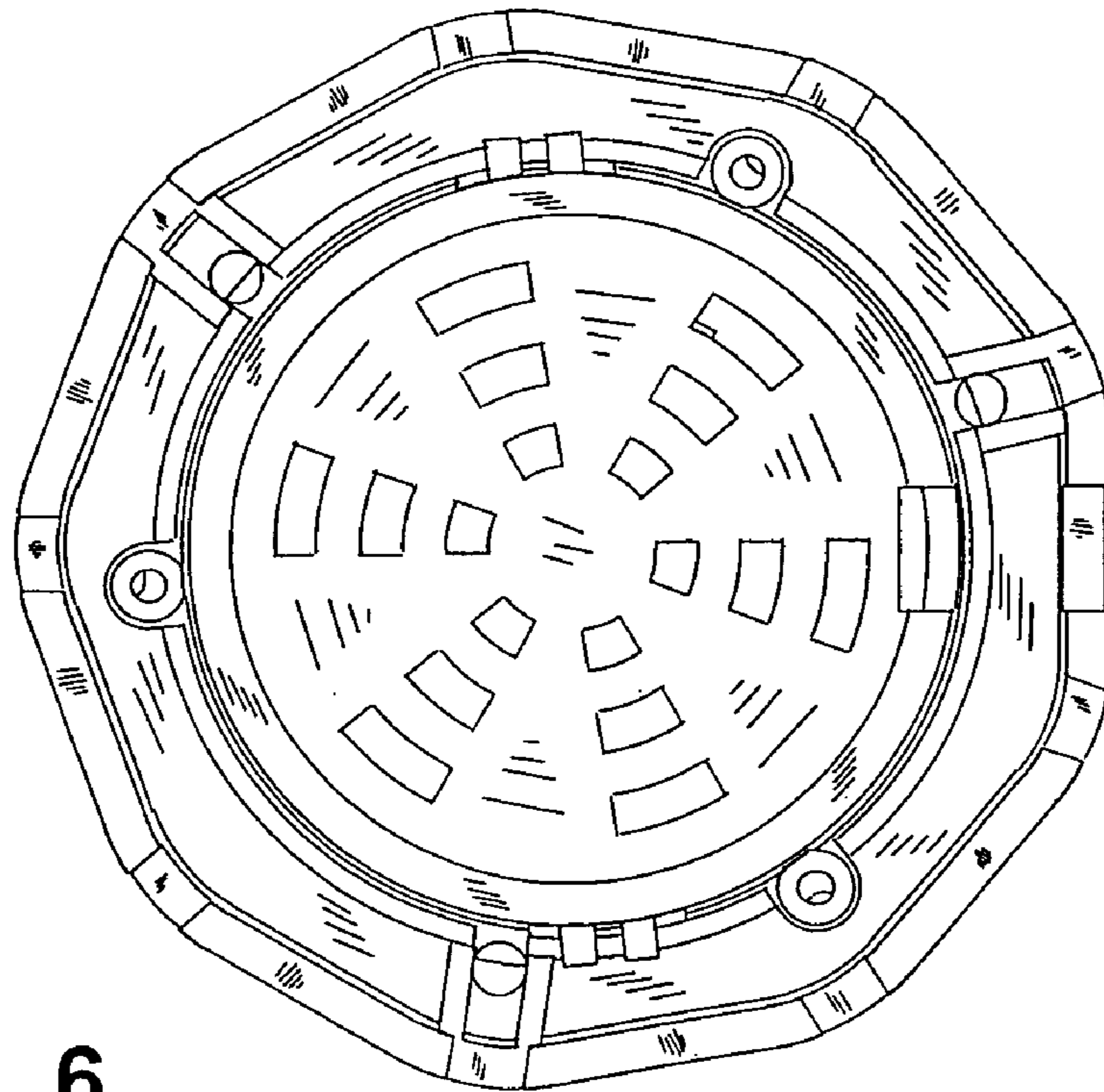


Fig. 6

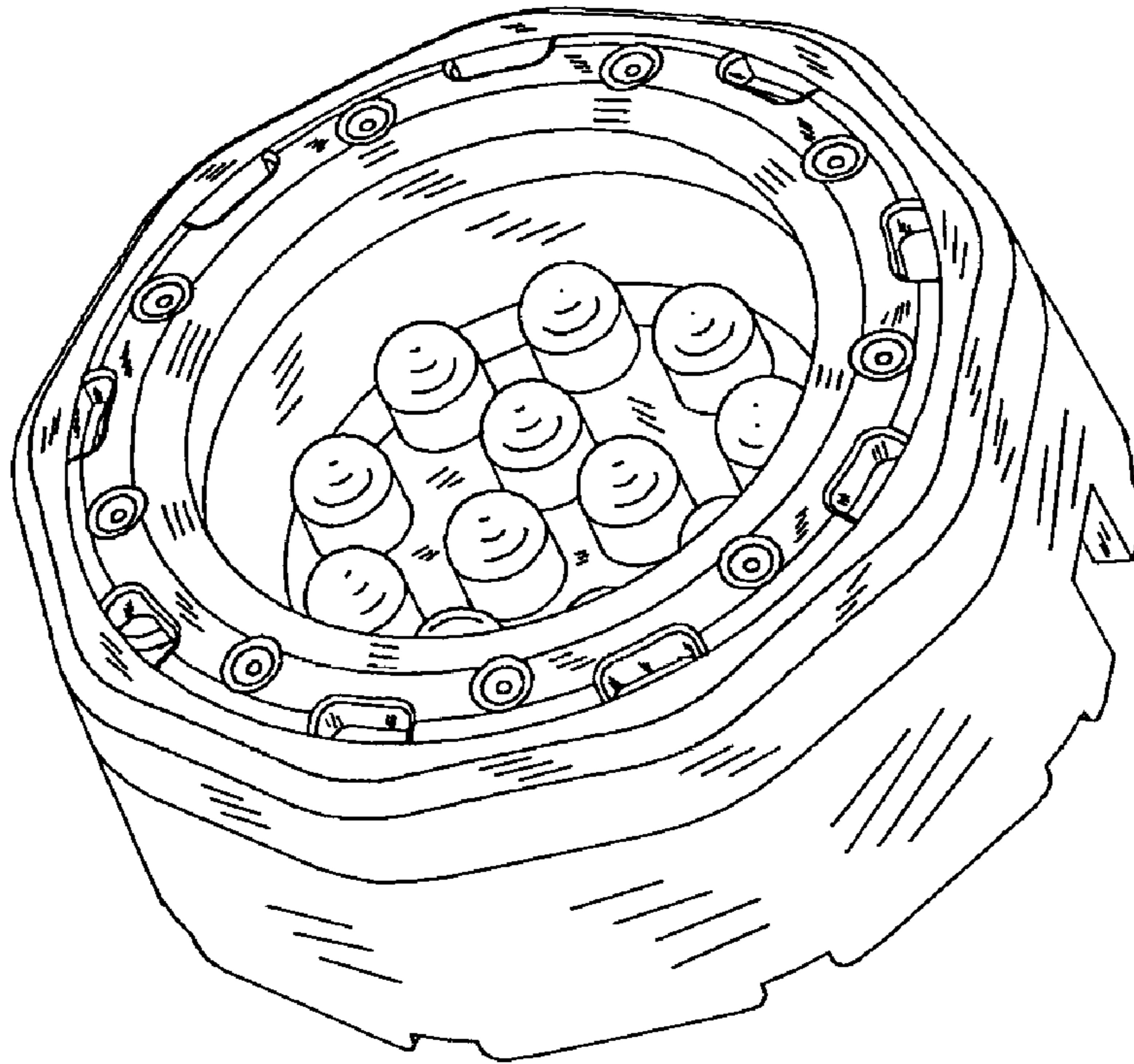


Fig. 7

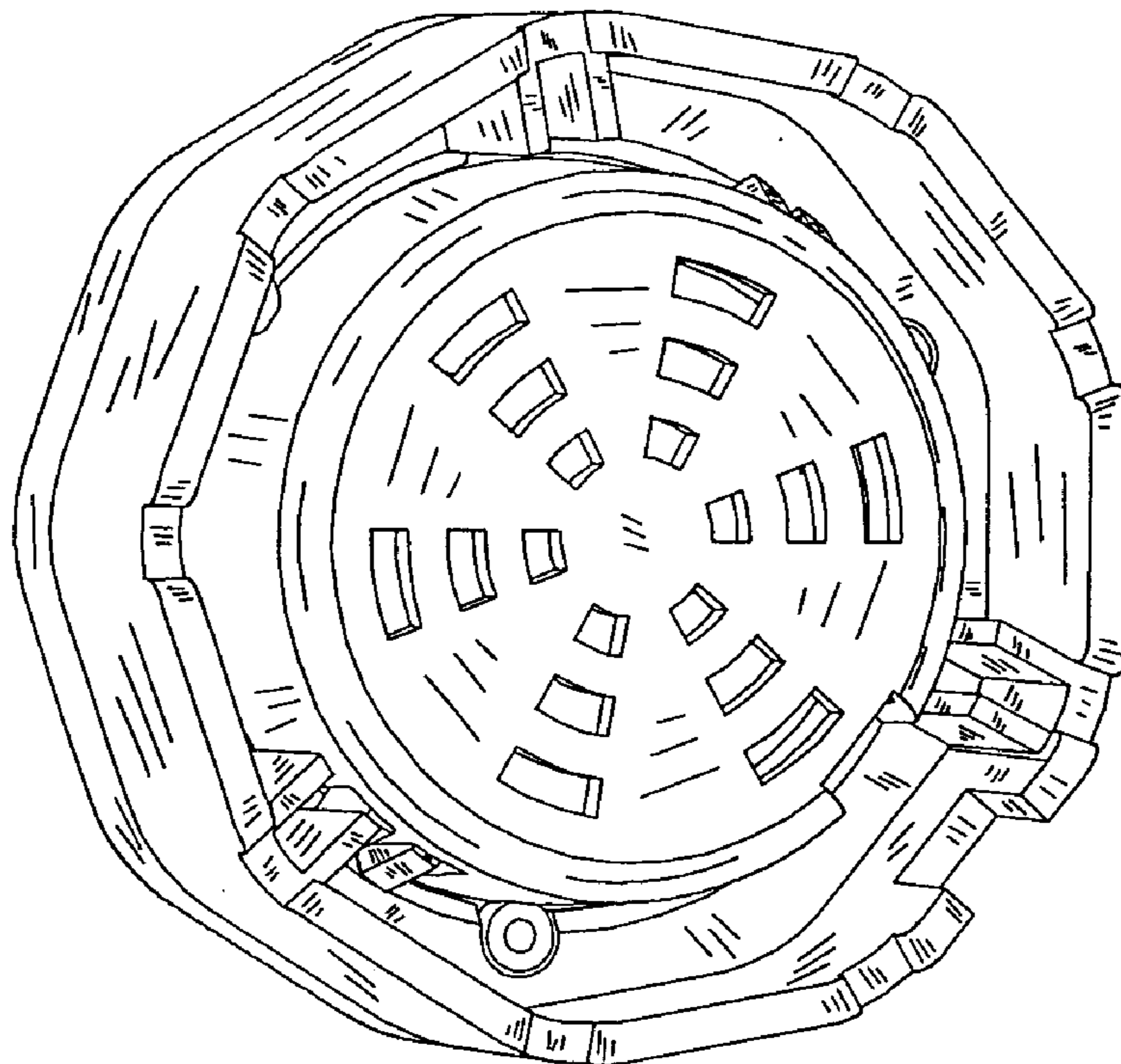


Fig. 8