

US00D561365S

(12) **United States Design Patent**
Huff

(10) **Patent No.:** **US D561,365 S**

(45) **Date of Patent:** **** Feb. 5, 2008**

(54) **FLASHLIGHT**

(75) Inventor: **Matthias Huff**, Altdorf (DE)

(73) Assignee: **Macma Werbeartikel oHG**, Nürnberg (DE)

(**) Term: **14 Years**

(21) Appl. No.: **29/256,721**

(22) Filed: **Mar. 24, 2006**

(51) **LOC (8) Cl.** **26-02**

(52) **U.S. Cl.** **D26/37; D26/49**

(58) **Field of Classification Search** D26/37,
D26/40, 42, 46, 48, 49, 50; 362/157, 158,
362/171-174, 183, 184, 187, 190, 196, 199,
362/202, 203, 204, 205, 206, 208
See application file for complete search history.

(56) **References Cited**

U.S. PATENT DOCUMENTS

4,114,187	A *	9/1978	Uke	362/158
D445,926	S *	7/2001	Cheong	D26/37
D455,513	S *	4/2002	Galli	D26/49
D465,045	S *	10/2002	Yamamoto et al.	D26/49
D468,464	S *	1/2003	Galli	D26/37
D473,961	S *	4/2003	Galli	D26/49
D474,555	S *	5/2003	Sieckowski et al.	D26/49
D489,469	S *	5/2004	Liou	D26/37
D498,552	S *	11/2004	Chen	D26/37

D517,230	S *	3/2006	Ho	D26/37
D526,730	S *	8/2006	Galli	D26/37
7,140,746	B2 *	11/2006	Chen	362/199
D535,418	S *	1/2007	Martin	D26/37

* cited by examiner

Primary Examiner—Ian Simmons

Assistant Examiner—Carissa C Fitts

(74) *Attorney, Agent, or Firm*—Browdy and Neimark, PLLC

(57) **CLAIM**

The ornamental design for a flashlight, as shown and described.

DESCRIPTION

FIG. 1 is a perspective detailed view of a flashlight, showing my new design;

FIG. 2 is a bottom plan view;

FIG. 3 is a top plan view thereof;

FIG. 4 is a right side elevation view thereof;

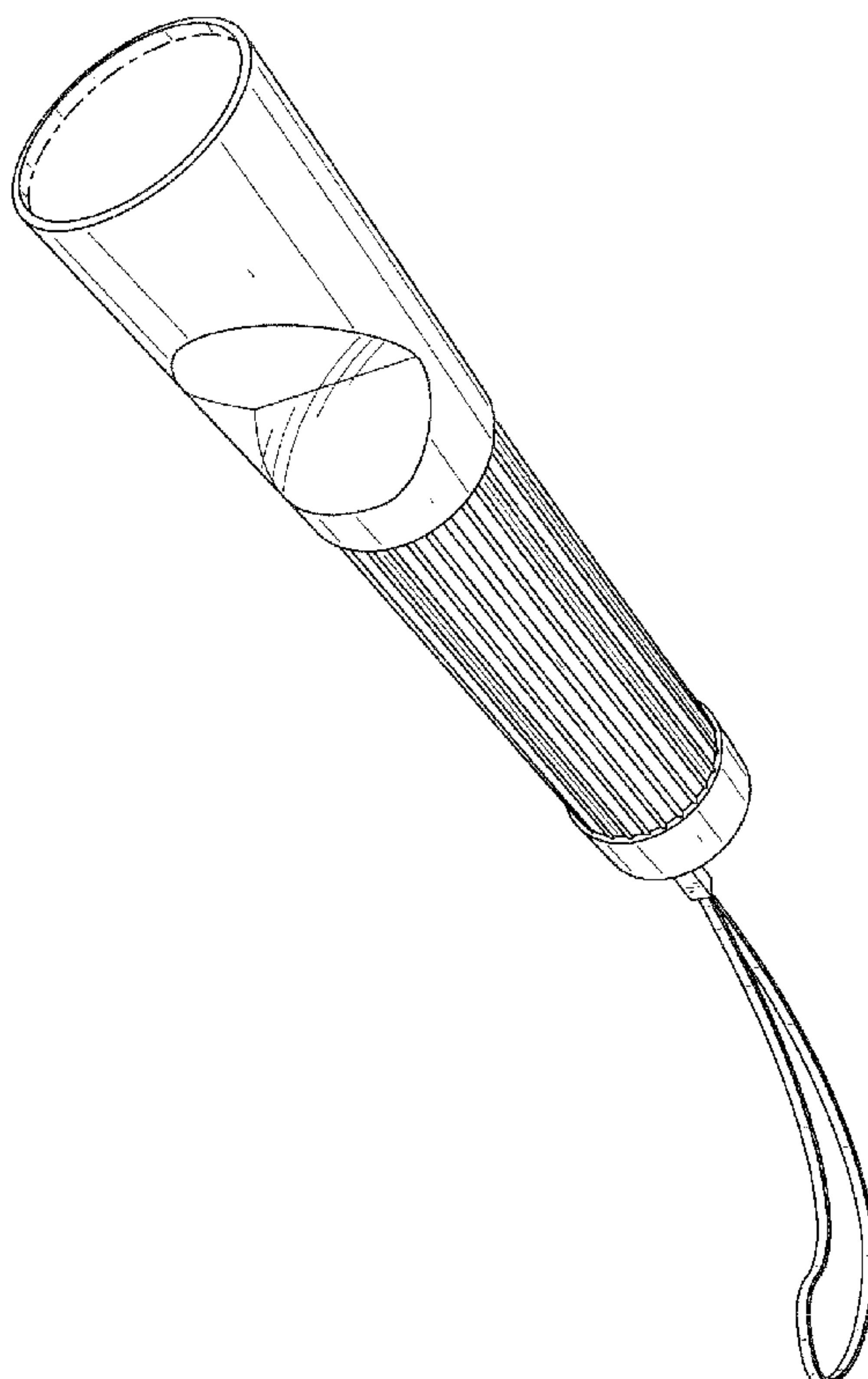
FIG. 5 is a left side elevation view thereof;

FIG. 6 is a front elevation view thereof; and,

FIG. 7 is a rear elevation view thereof.

The broken line showing is for illustrative purposes only and forms no part of the claimed design.

1 Claim, 6 Drawing Sheets



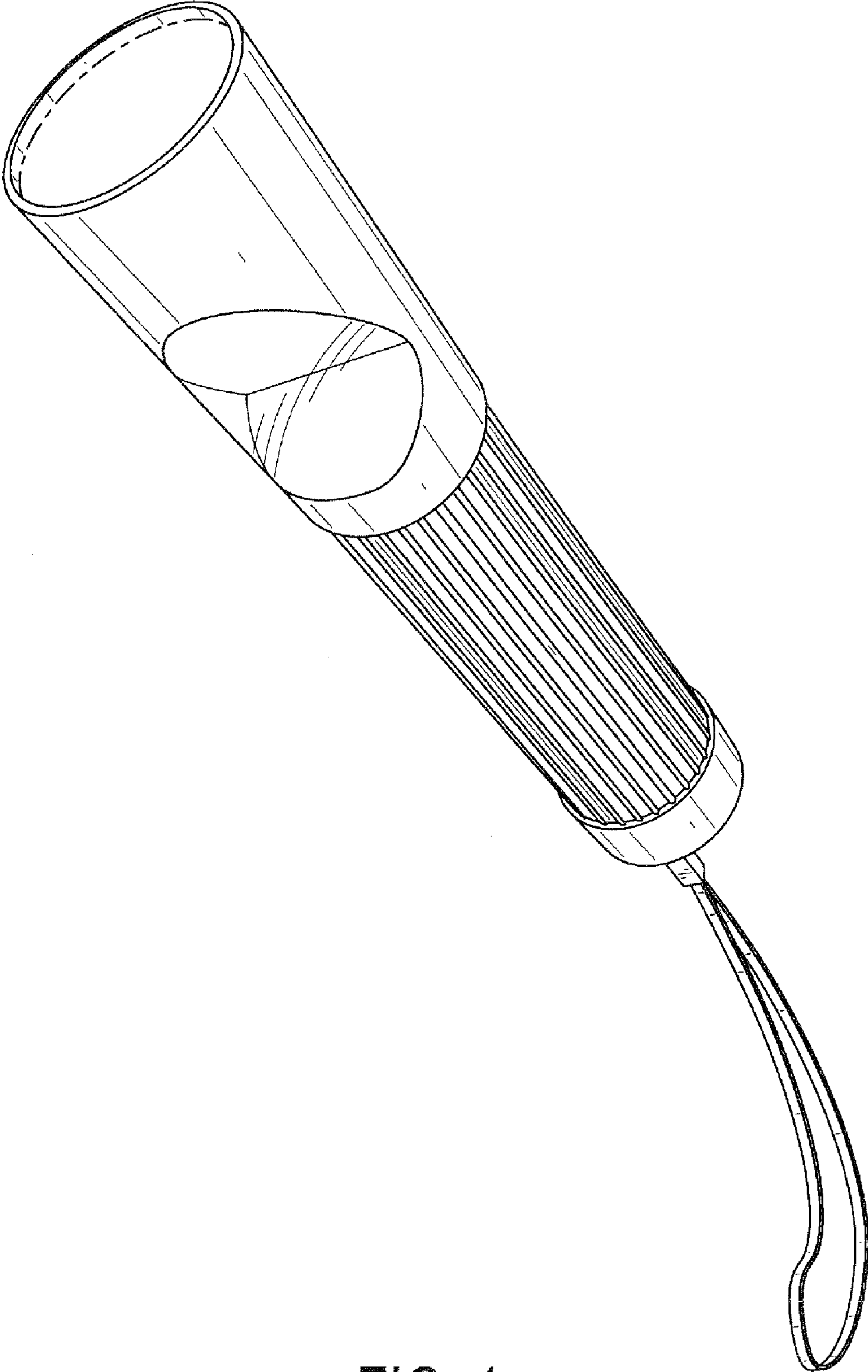


FIG. 1




FIG. 2




FIG. 3

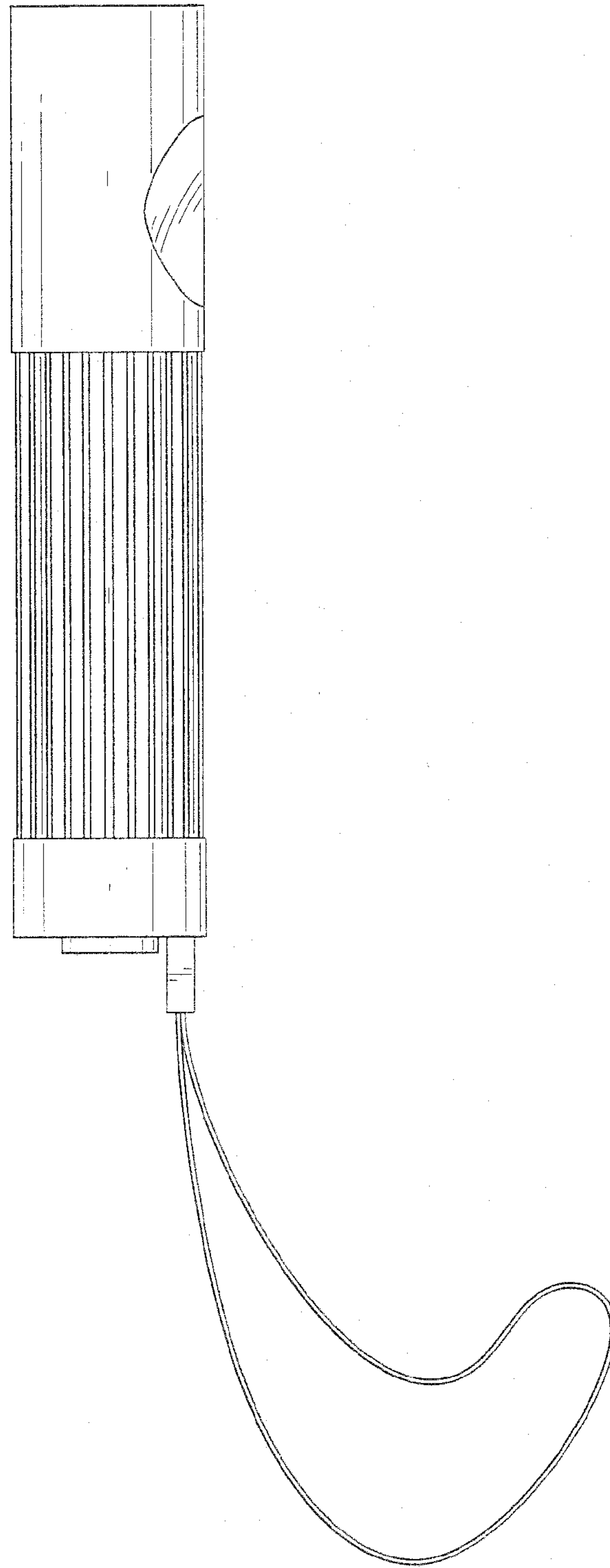


FIG. 4

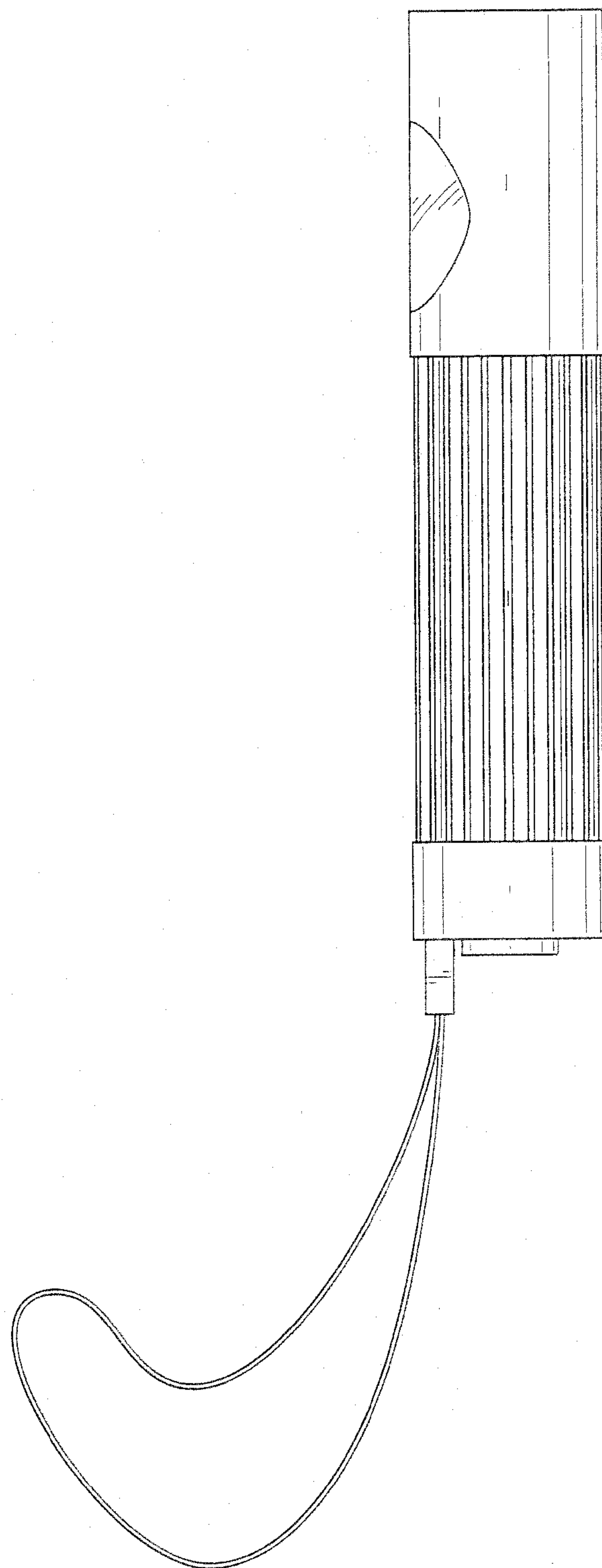


FIG. 5

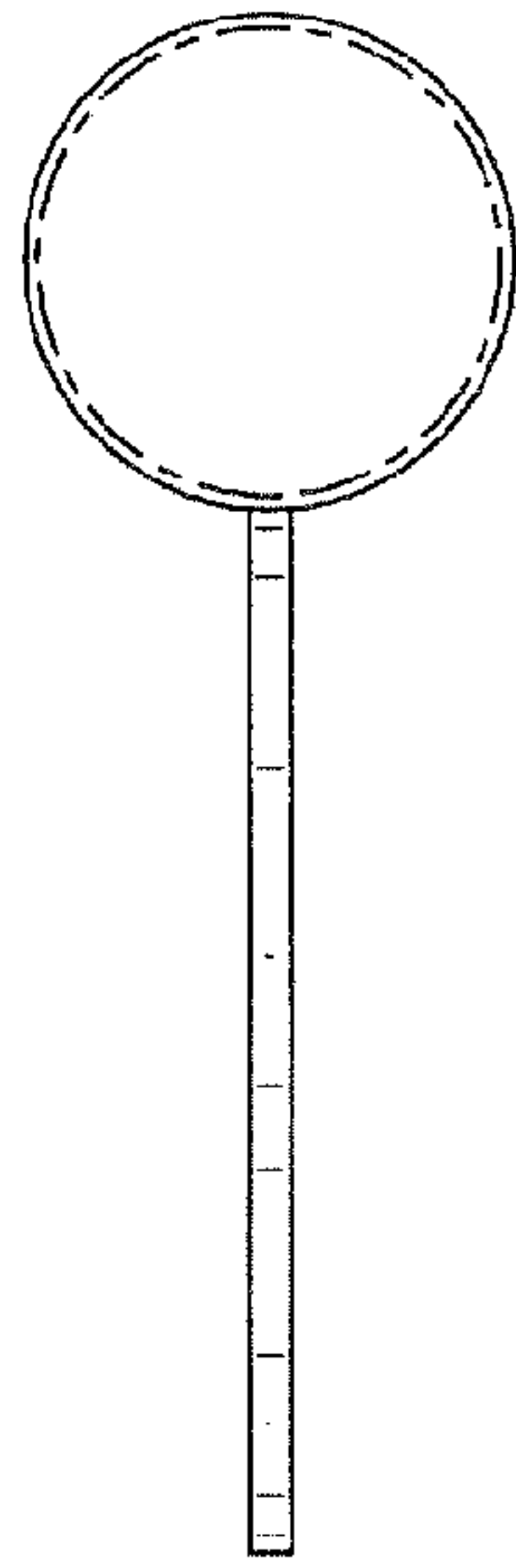


FIG. 6

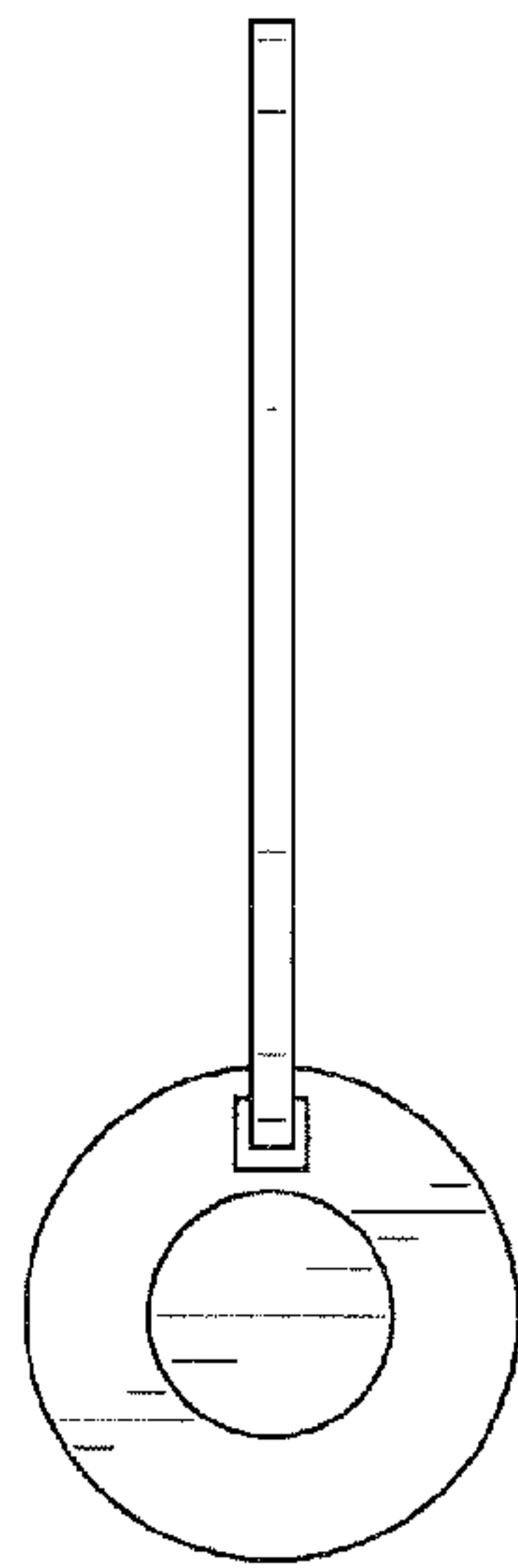


FIG. 7