



US00D561333S

(12) **United States Design Patent** (10) **Patent No.:** **US D561,333 S**
Zwart (45) **Date of Patent:** **** Feb. 5, 2008**

(54) **MOUTH SWAB**

(75) Inventor: **Meindert Durk Zwart, KV Oss (NL)**

(73) Assignee: **Rovers Medical Devices B.V., KV Oss (NL)**

(**) Term: **14 Years**

(21) Appl. No.: **29/285,465**

(22) Filed: **Mar. 28, 2007**

(30) **Foreign Application Priority Data**

Oct. 25, 2000 (EP) 000609763

(51) **LOC (8) Cl.** **24-02**

(52) **U.S. Cl.** **D24/119**

(58) **Field of Classification Search** D24/119,
D24/147, 133, 141, 152; 604/1, 2; 600/569,
600/570; 433/216

See application file for complete search history.

(56) **References Cited**

U.S. PATENT DOCUMENTS

2,127,094 A * 8/1938 Strauss 604/2
2,763,104 A * 9/1956 Lindenberg 600/569
4,227,537 A * 10/1980 Suciu et al. 600/569
D319,508 S * 8/1991 Peiler D24/141

D351,658 S * 10/1994 Beckman D24/133
5,535,756 A * 7/1996 Parasher 600/569
D435,101 S * 12/2000 Graneto, III D24/119
6,193,674 B1 * 2/2001 Zwart 600/569
6,258,044 B1 * 7/2001 Lonky et al. 600/569
6,394,966 B1 * 5/2002 Gill et al. 600/569
6,607,494 B1 * 8/2003 Fowler 600/570
2003/0108846 A1 * 6/2003 Hoertsch 433/216
2007/0049860 A1 * 3/2007 Seminara 604/1

* cited by examiner

Primary Examiner—Ian Simmons

Assistant Examiner—David G. Muller

(74) *Attorney, Agent, or Firm*—Abelman, Frayne & Schwab

(57) **CLAIM**

The ornamental design for a mouth swab, as shown and described.

DESCRIPTION

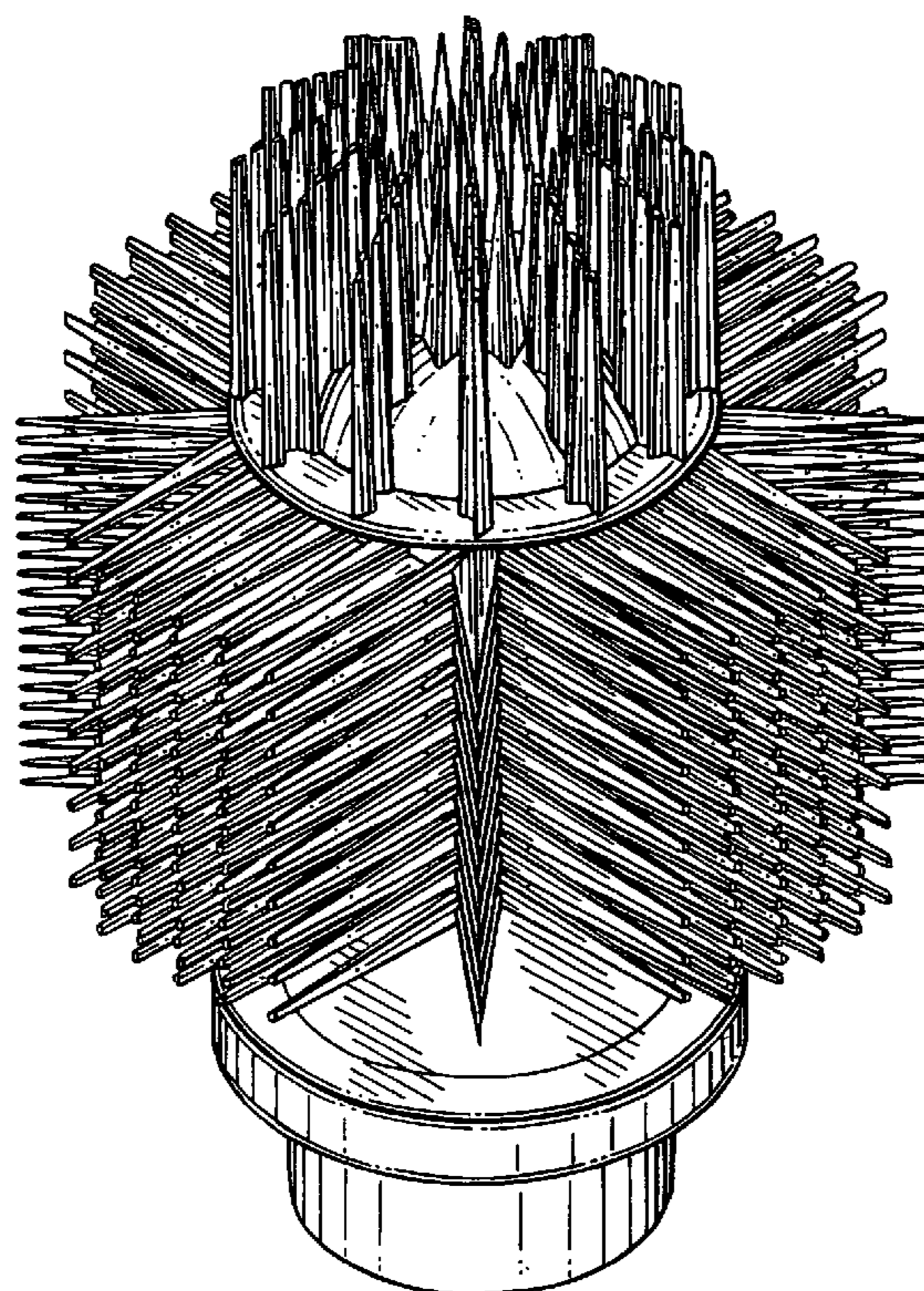
FIG. 1 is a top side perspective view of the mouth swab of my new design;

FIG. 2 is a top plan view thereof;

FIG. 3 is a bottom view thereof; and,

FIG. 4 is a side elevation view thereof.

1 Claim, 4 Drawing Sheets



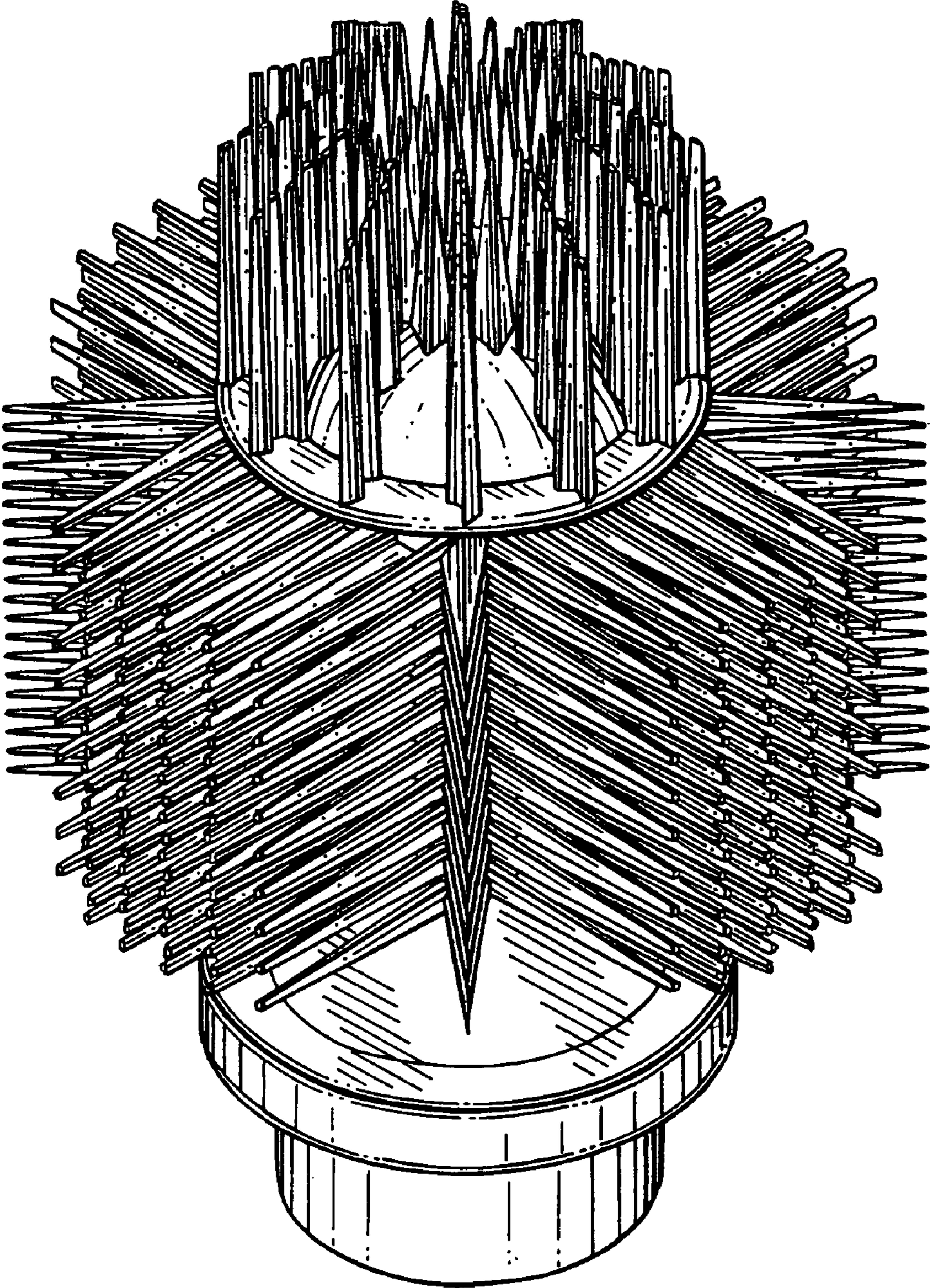


FIG. 1

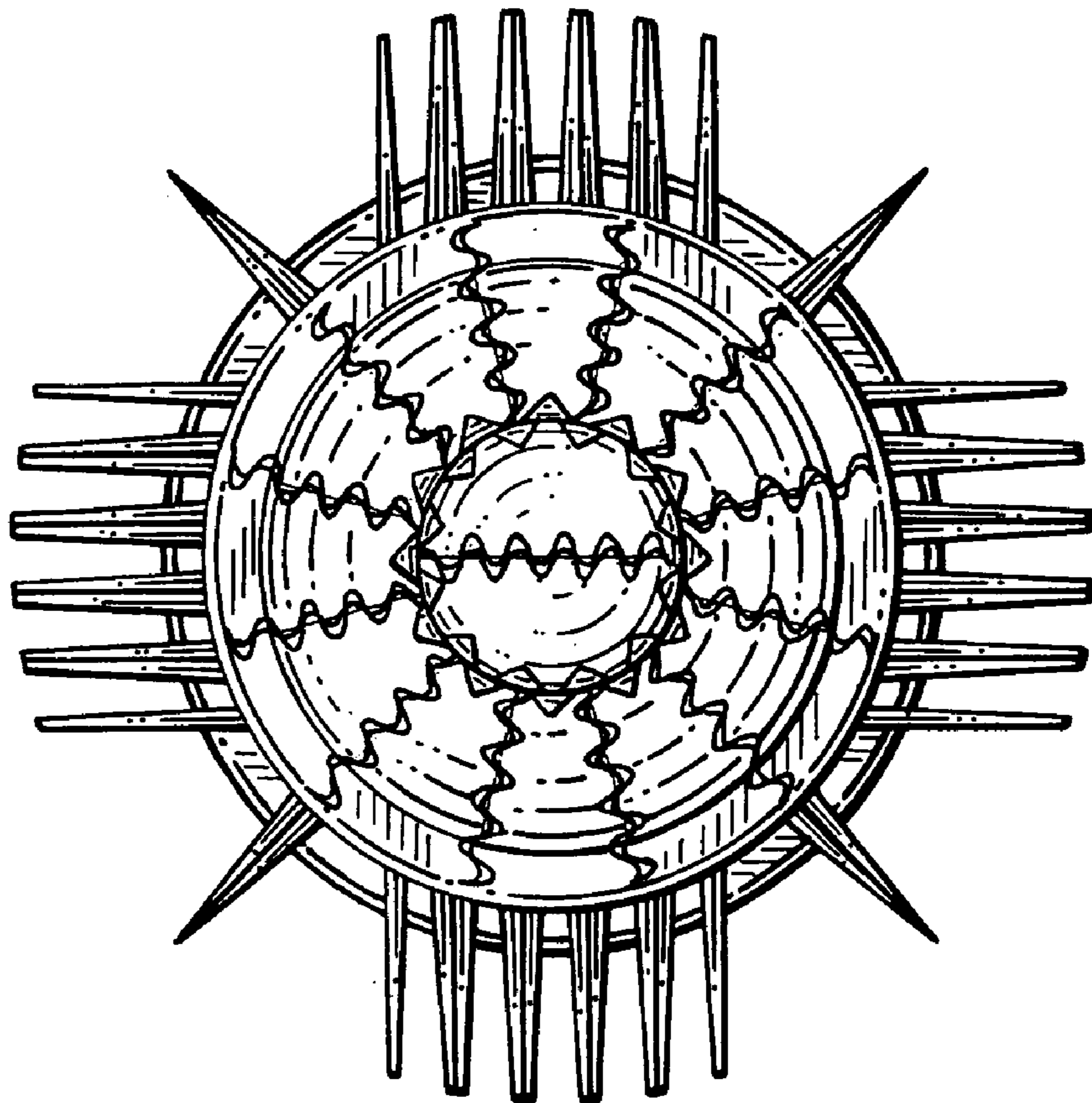


FIG. 2

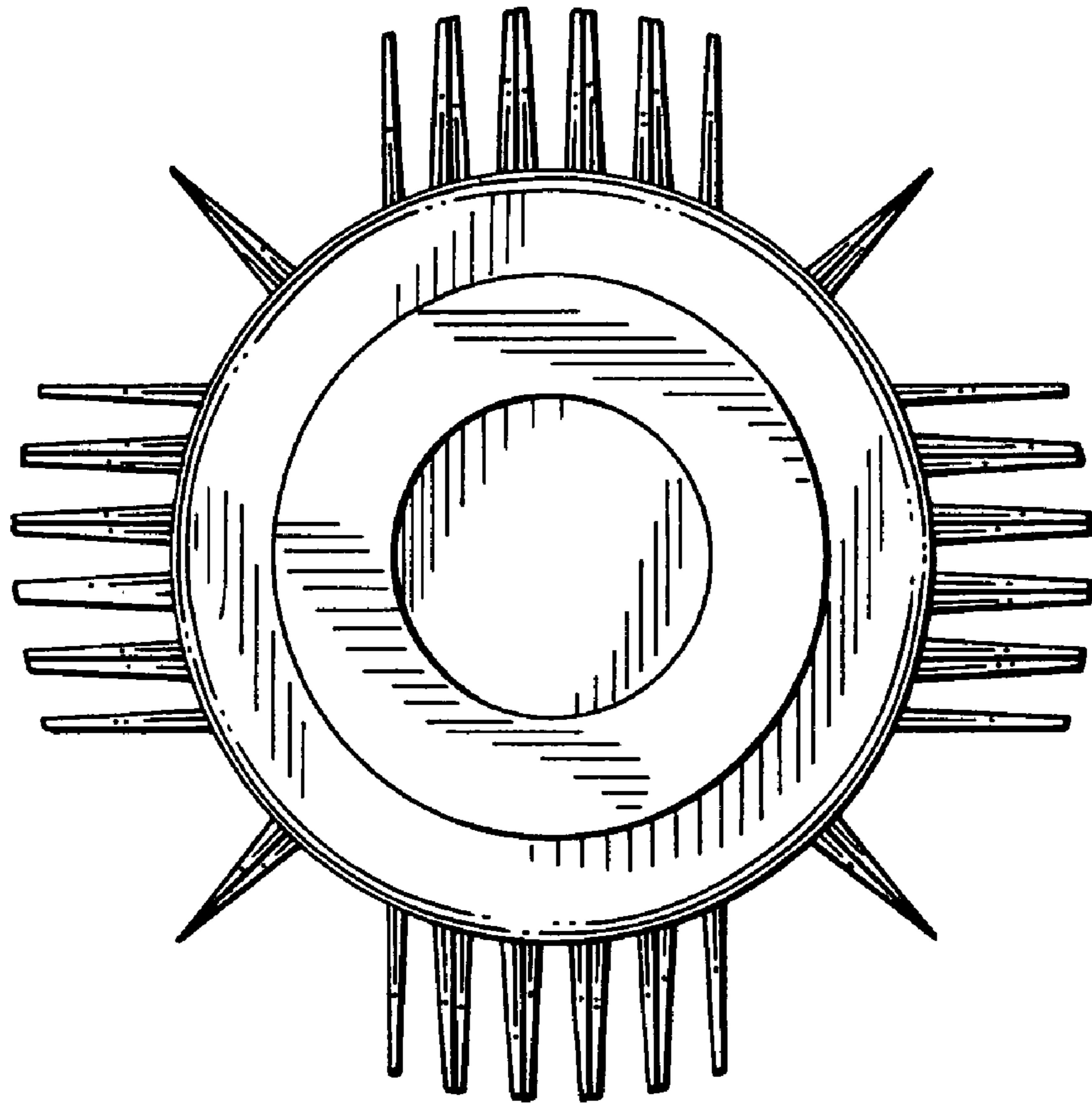


FIG. 3

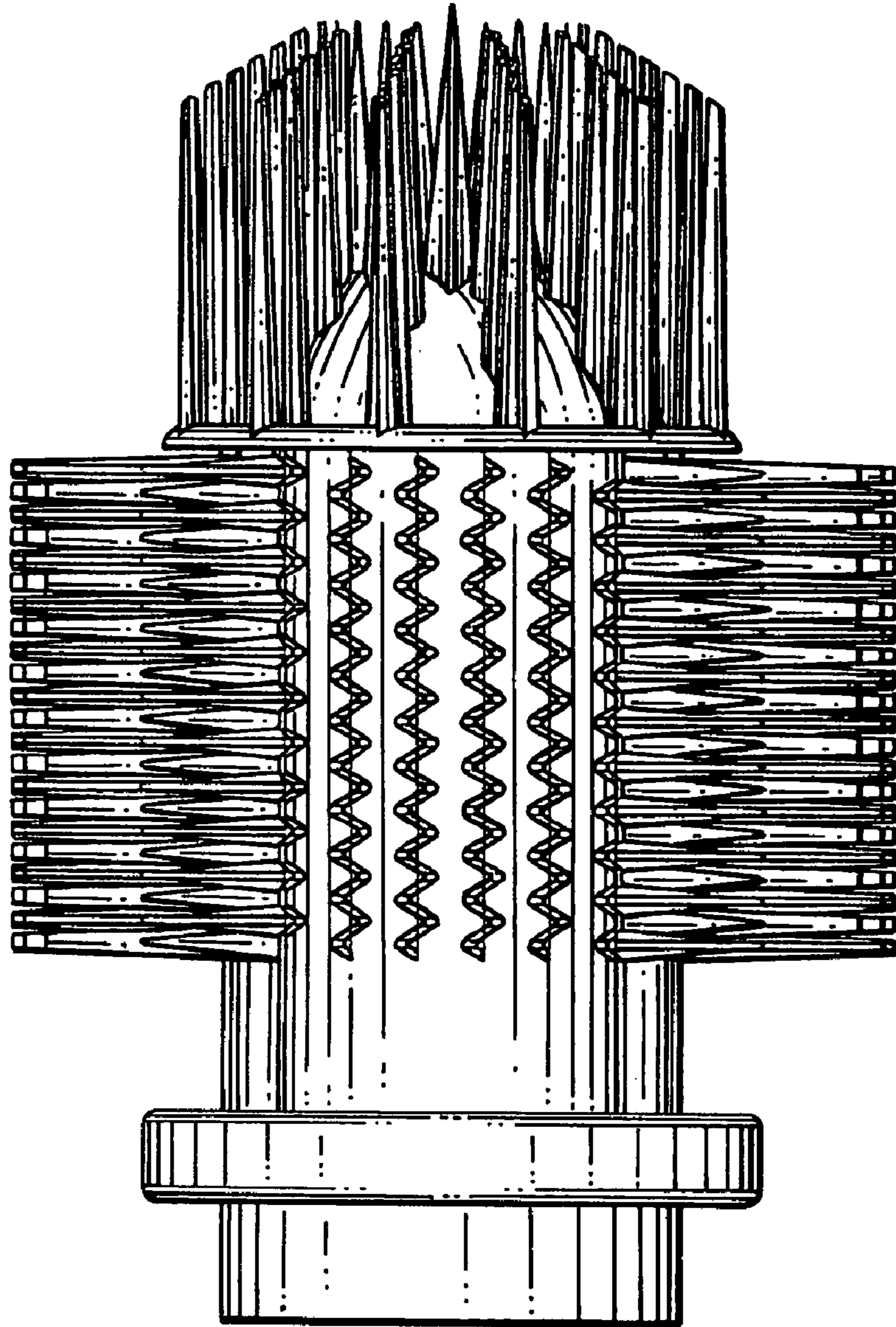


FIG. 4