

US00D561331S

(12) **United States Design Patent**
Benzick et al.

(10) **Patent No.:** **US D561,331 S**

(45) **Date of Patent:** **** Feb. 5, 2008**

(54) **BREATHABLE GAS DISPENSER**

(75) Inventors: **John Benzick**, Minneapolis, MN (US);
Kevin Berigan, Stillwater, MN (US);
Bruce Rogers, Hailey, ID (US); **Fred Stedman**,
Bloomington, MN (US);
Christine Warren, Edina, MN (US)

(73) Assignee: **Oxygen Plus, Inc.**, Mahtomedi, MN
(US)

(**) Term: **14 Years**

(21) Appl. No.: **29/266,827**

(22) Filed: **Sep. 28, 2006**

(51) **LOC (8) Cl.** **29-02**

(52) **U.S. Cl.** **D24/110**

(58) **Field of Classification Search** D24/110,
D24/111, 164; 128/204.18, 205.24, 200.14,
128/203.12; 604/140; 222/394
See application file for complete search history.

(56) **References Cited**

U.S. PATENT DOCUMENTS

2,951,644 A * 9/1960 Mahon et al. 239/308

3,161,196 A * 12/1964 Berkow 604/140
D436,401 S * 1/2001 Remes et al. D24/164
6,578,571 B1 * 6/2003 Watt 128/200.14
D510,437 S * 10/2005 Lang et al. D24/164

* cited by examiner

Primary Examiner—Charles A. Rademaker

Assistant Examiner—Christopher Lee

(74) *Attorney, Agent, or Firm*—Patterson, Thunte, Skaar &
Christensen, P.A.

(57) **CLAIM**

The ornamental design for a breathable gas dispenser, as
shown and described.

DESCRIPTION

FIG. 1 is a perspective view of a breathable gas dispenser of
our new design;

FIG. 2 is a front view thereof;

FIG. 3 is a side view thereof;

FIG. 4 is a top view thereof;

FIG. 5 is a rear view thereof; and,

FIG. 6 a bottom view thereof.

1 Claim, 3 Drawing Sheets

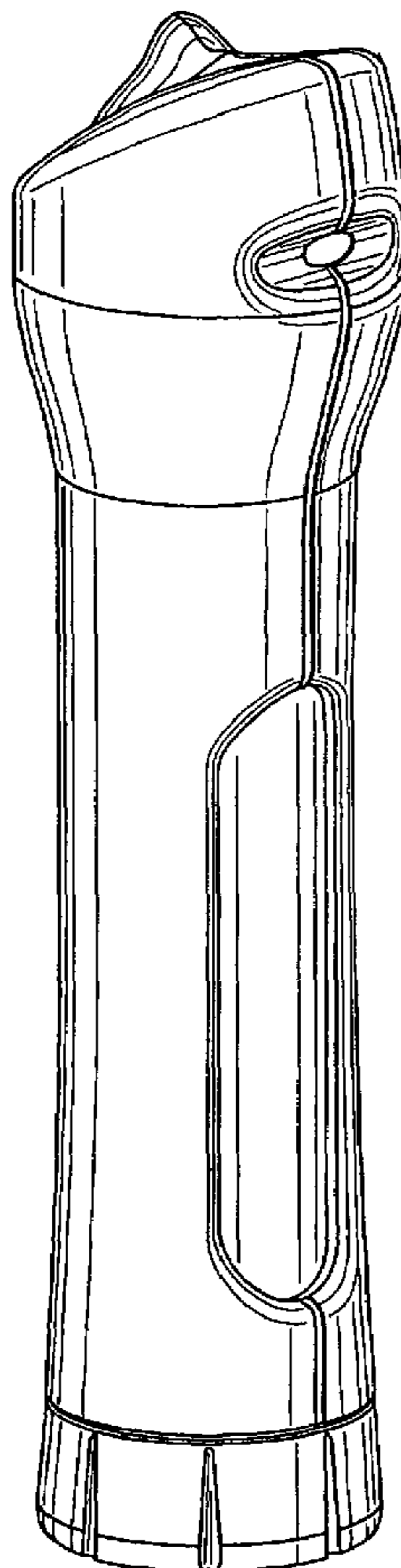


Fig. 1

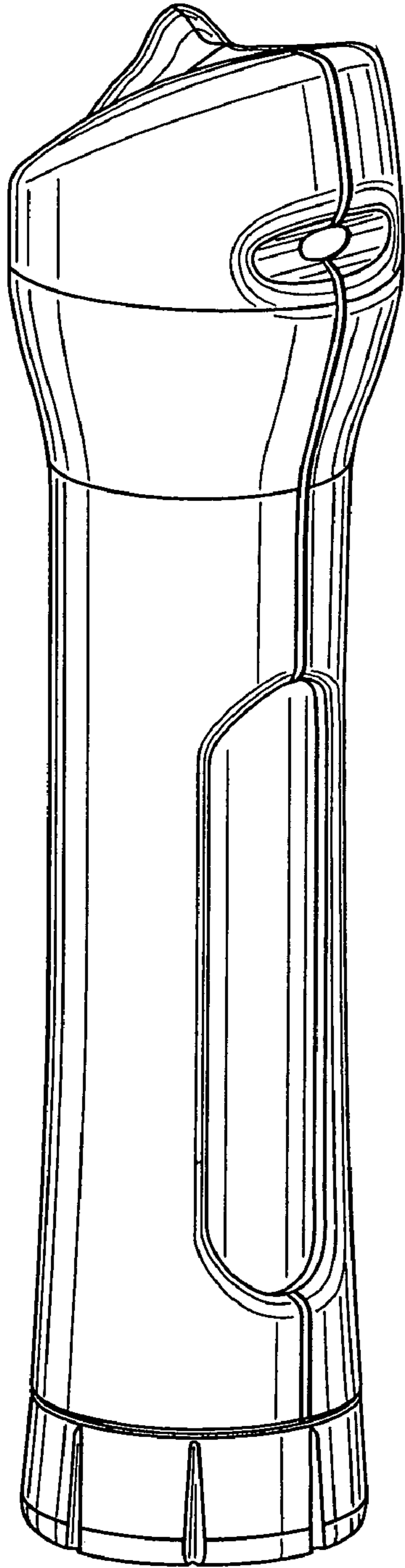


Fig. 2

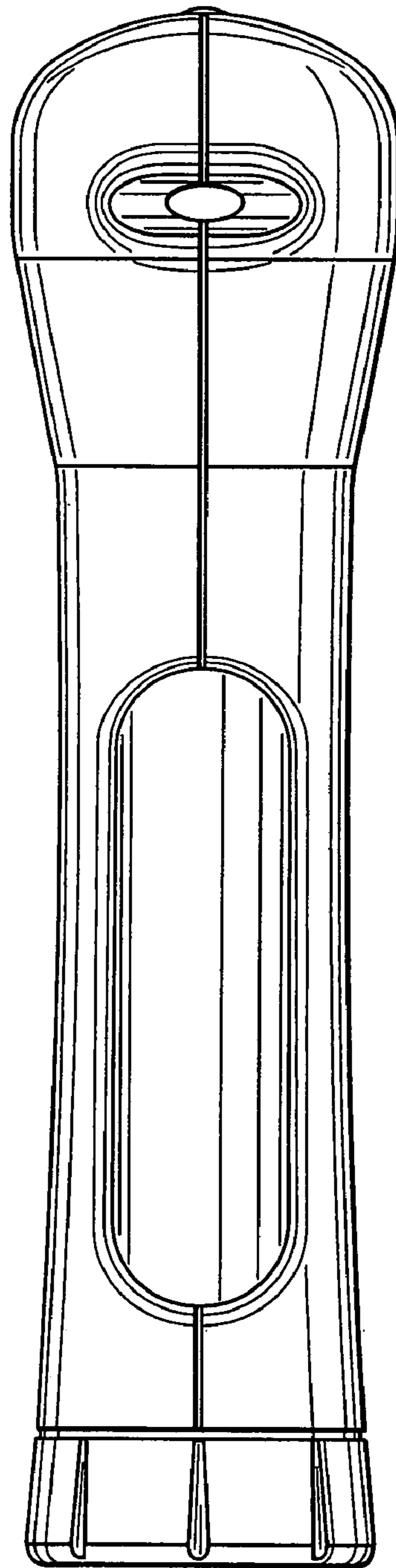


Fig. 3

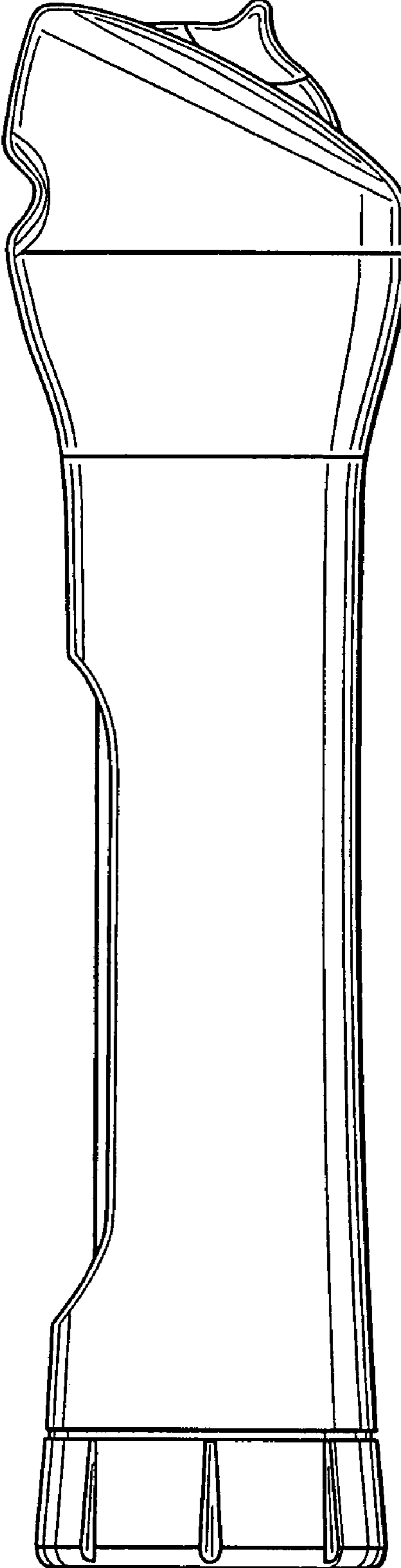


Fig. 4




Fig. 5

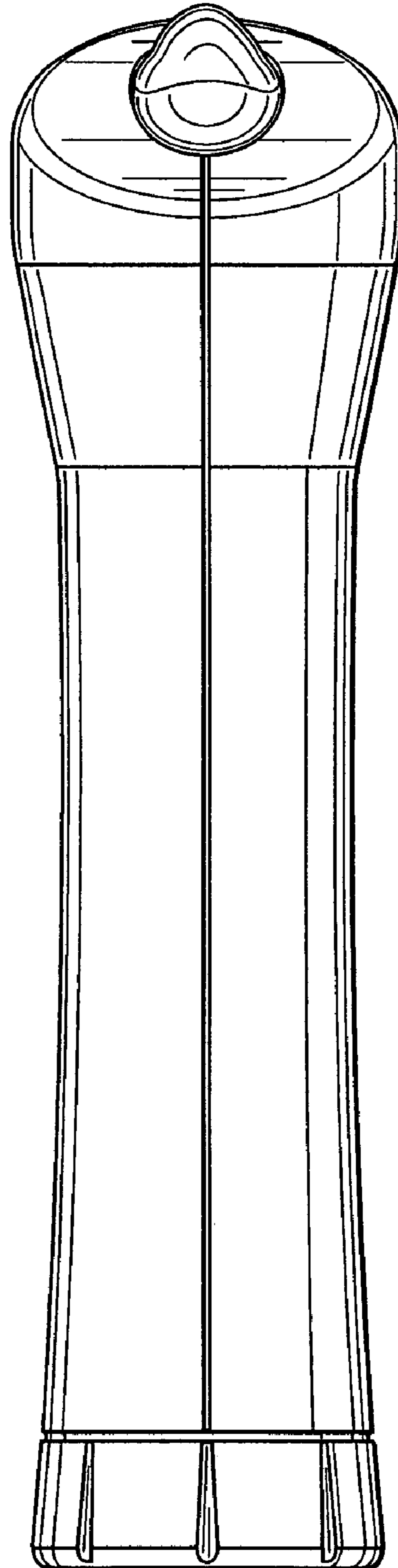


Fig. 6

