

US00D561315S

(12) **United States Design Patent** (10) **Patent No.:** **US D561,315 S**
Loberger et al. (45) **Date of Patent:** **** Feb. 5, 2008**

(54) **LAVATORY**

D36,574 S 10/1903 Zipp

(75) Inventors: **John M. Loberger**, Germantown, WI (US); **David H. Roland**, Cedarburg, WI (US)

(Continued)

OTHER PUBLICATIONS

(73) Assignee: **Bradley Fixtures Corporation**, Menomonee Falls, WI (US)

“Innovative Applications in Solid Surface,” The Journal of the Solid Surface Industry, Jan./Feb. 2002, vol. 8, No. 1 (3 pages).

(Continued)

(**) Term: **14 Years**

Primary Examiner—Robert A. Delehanty

(21) Appl. No.: **29/273,315**

(74) *Attorney, Agent, or Firm*—Foley & Lardner LLP

(22) Filed: **Mar. 2, 2007**

(57) **CLAIM**

We claim the ornamental design for a lavatory, as shown and described.

Related U.S. Application Data

DESCRIPTION

(60) Division of application No. 29/261,262, filed on Jun. 9, 2006, now Pat. No. Des. 537,927, which is a continuation of application No. 29/236,285, filed on Aug. 15, 2005, now Pat. No. Des. 527,809, which is a division of application No. 29/225,299, filed on Mar. 14, 2005, now Pat. No. Des. 511,205, which is a division of application No. 29/209,039, filed on Jul. 9, 2004, now Pat. No. Des. 508,117, which is a division of application No. 29/192,246, filed on Oct. 21, 2003, now Pat. No. Des. 496,450, which is a division of application No. 29/178,393, filed on Mar. 25, 2003, now Pat. No. Des. 484,958, which is a division of application No. 29/158,504, filed on Apr. 4, 2002, now Pat. No. Des. 477,060.

FIG. 1 is a perspective view of a first embodiment of a lavatory.

FIG. 2 is a front elevation view of the lavatory of FIG. 1.

FIG. 3 is a top plan view of the lavatory of FIG. 1.

FIG. 4 is a left-side elevation view of the lavatory of FIG. 1.

FIG. 5 is a right-side elevation view of the lavatory of FIG. 1.

FIG. 6 is a perspective view of a second embodiment of a lavatory.

FIG. 7 is a front elevation view of the lavatory of FIG. 2.

FIG. 8 is a top plan view of the lavatory of FIG. 2.

FIG. 9 is a left-side elevation view of the lavatory of FIG. 2; and,

FIG. 10 is a right-side elevation view of the lavatory of FIG. 2.

The broken lines immediately adjacent to the shaded areas represent the bounds of the claimed design while all other broken lines are for illustrative purposes only; the broken lines form no part of the claimed design.

(51) **LOC (8) Cl.** **23-02**

(52) **U.S. Cl.** **D23/308**

(58) **Field of Classification Search** D23/271–273, D23/284–285, 287, 290, 293.1, 303, 308, D23/291–292; 4/619, 625, 617, 630–639, 4/642–652, 660–661; D6/425–428, 472, D6/349, 510, 399

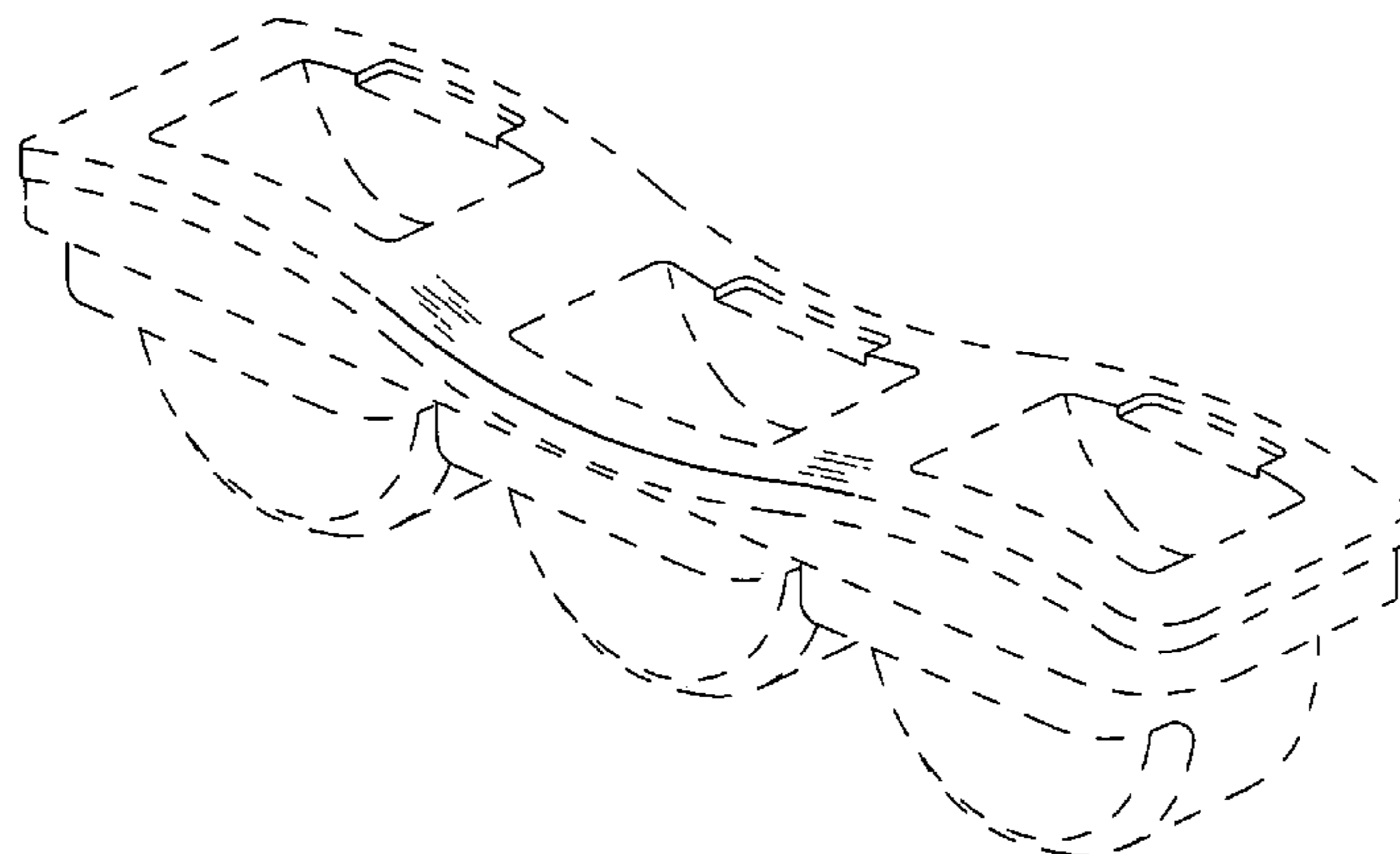
See application file for complete search history.

(56) **References Cited**

U.S. PATENT DOCUMENTS

D30,136 S 2/1899 Eckerson

1 Claim, 5 Drawing Sheets



US D561,315 S

Page 2

U.S. PATENT DOCUMENTS

| | | | | | |
|-------------|---------|-------------------|-----------------|---------|------------------------------|
| D36,575 S | 10/1903 | Zipp | D411,876 S | 7/1999 | Hafner et al. |
| D36,595 S | 10/1903 | Peet | D420,727 S | 2/2000 | Hundley |
| 937,509 A | 10/1909 | Carpenter | D422,346 S | 4/2000 | Svendsen |
| 1,069,972 A | 8/1913 | Metzger et al. | D426,998 S | 6/2000 | Kidd et al. |
| 1,616,313 A | 2/1927 | Farmer | D428,477 S | 7/2000 | O'Connell et al. |
| D81,754 S | 8/1930 | Mabee | 6,212,707 B1 | 4/2001 | Thompson et al. |
| D100,310 S | 7/1936 | Blu | D446,664 S | 8/2001 | Petri |
| D170,204 S | 8/1953 | Long | D448,585 S | 10/2001 | Petri |
| 2,908,019 A | 10/1959 | Lyon, Jr. | D453,882 S | 2/2002 | Petri |
| D201,493 S | 6/1965 | Sundberg | D462,195 S | 9/2002 | Wang |
| D210,131 S | 2/1968 | Rourke | D477,060 S | 7/2003 | Loberger et al. |
| D251,795 S | 5/1979 | McCann | D496,450 S * | 9/2004 | Loberger et al. D23/308 |
| D260,678 S | 9/1981 | Hiller | D507,634 S * | 7/2005 | Loberger et al. D23/308 |
| D279,404 S | 6/1985 | Hiller | D508,117 S * | 8/2005 | Loberger et al. D23/308 |
| D326,711 S | 6/1992 | Lotito et al. | D511,205 S * | 11/2005 | Loberger et al. D23/308 |
| D336,572 S | 6/1993 | Gunderson et al. | D511,821 S * | 11/2005 | Loberger et al. D23/308 |
| 5,230,109 A | 7/1993 | Zaccai et al. | D527,085 S * | 8/2006 | Loberger et al. D23/308 |
| 5,412,818 A | 5/1995 | Chen | D527,809 S * | 9/2006 | Loberger et al. D23/308 |
| D361,372 S | 8/1995 | Enthoven | 2003/0188380 A1 | 10/2003 | Loberger et al. |
| D362,901 S | 10/1995 | Dannenberg et al. | | | |
| D364,675 S | 11/1995 | Tebbe | | | |
| 5,561,871 A | 10/1996 | Laughton | | | |
| 5,819,335 A | 10/1998 | Hennessy | | | |
| D402,358 S | 12/1998 | Bonnell | | | |

OTHER PUBLICATIONS

The New York Times Magazine; Home Design Issue, Fall 2002:
Brueton Undulatus designed by Jay Friedman patent shoe.

* cited by examiner

FIG. 1

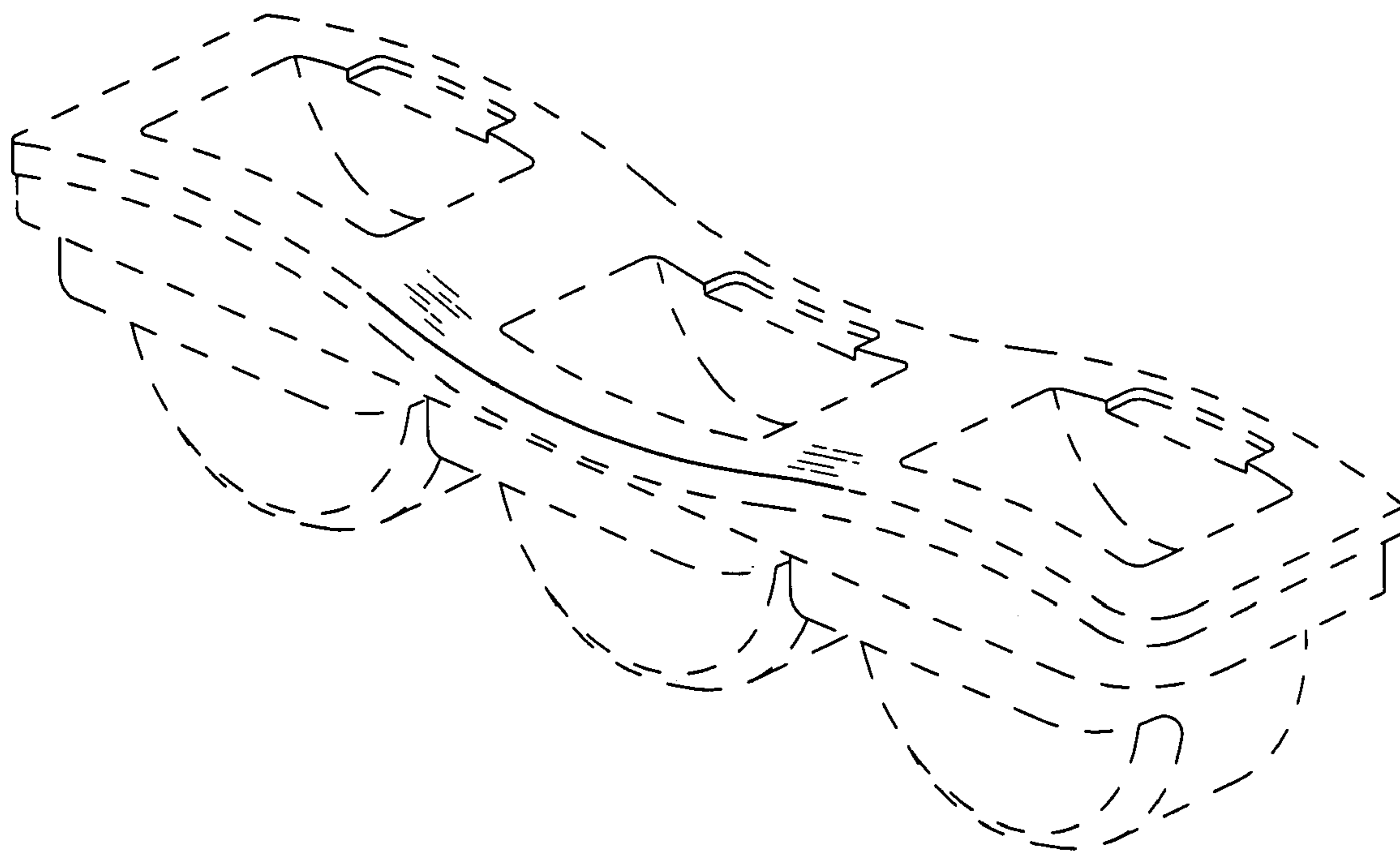


FIG. 2



FIG. 3

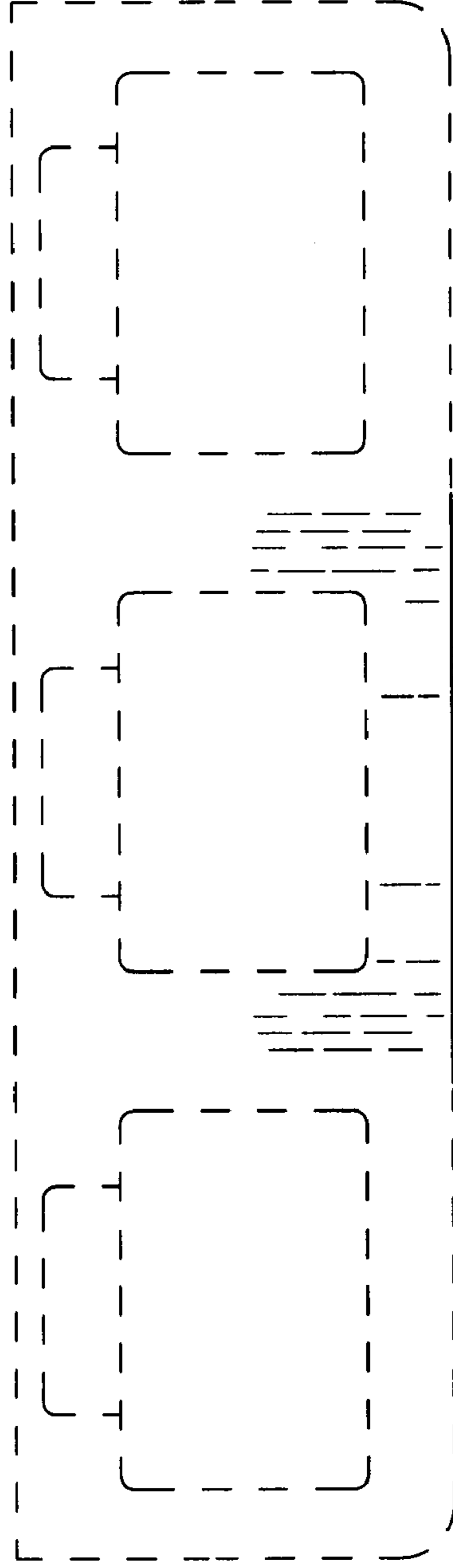


FIG. 4

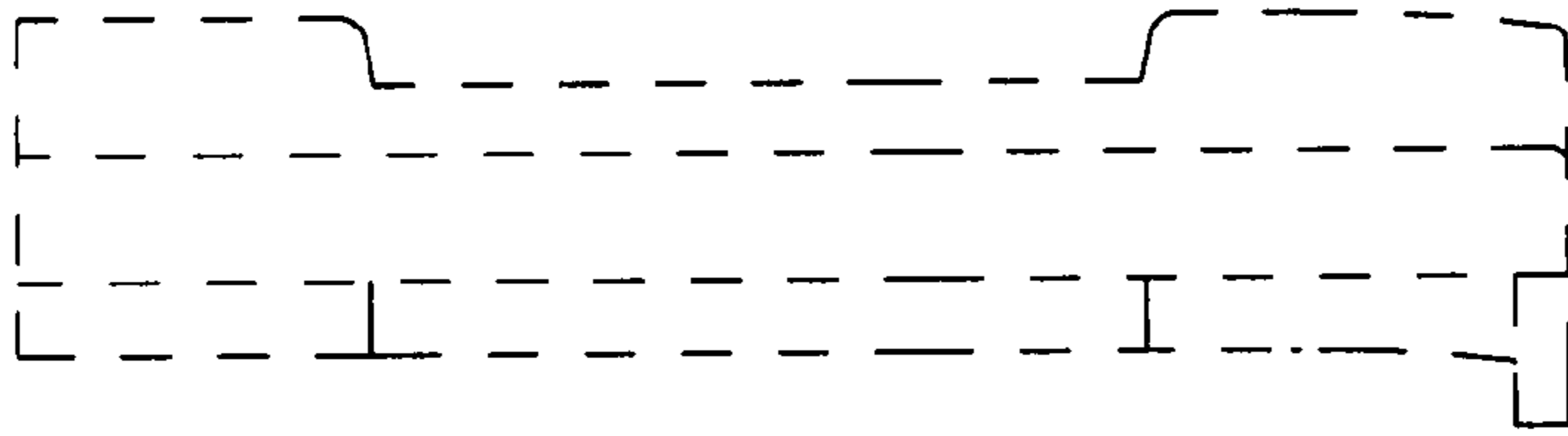


FIG. 5

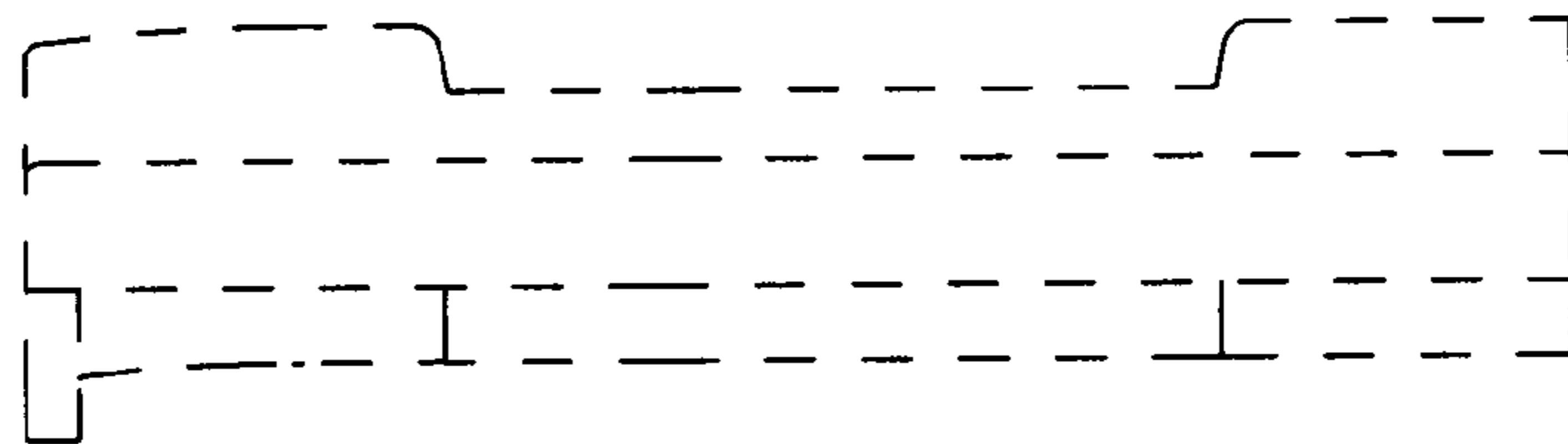


FIG. 6

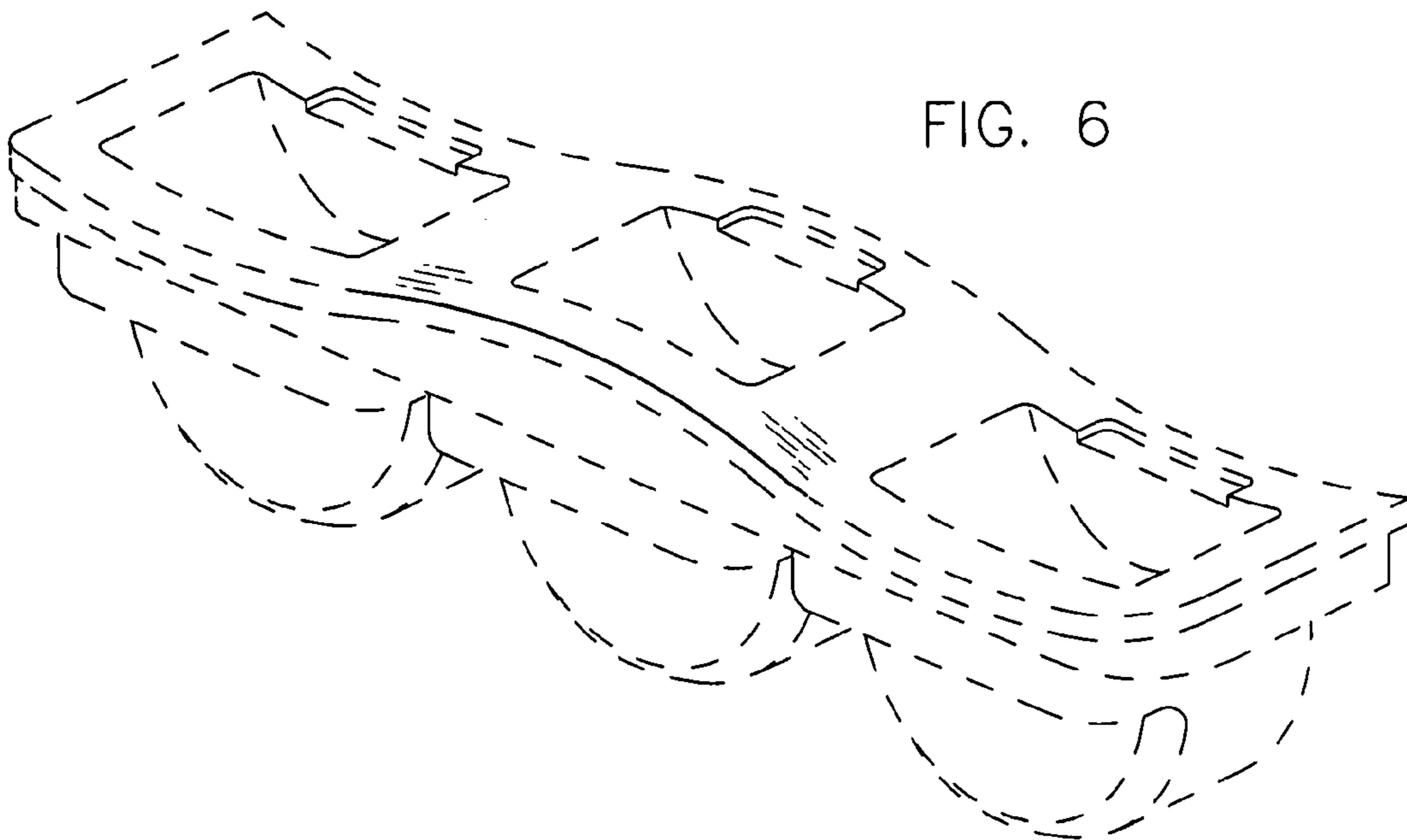


FIG. 7



FIG. 8

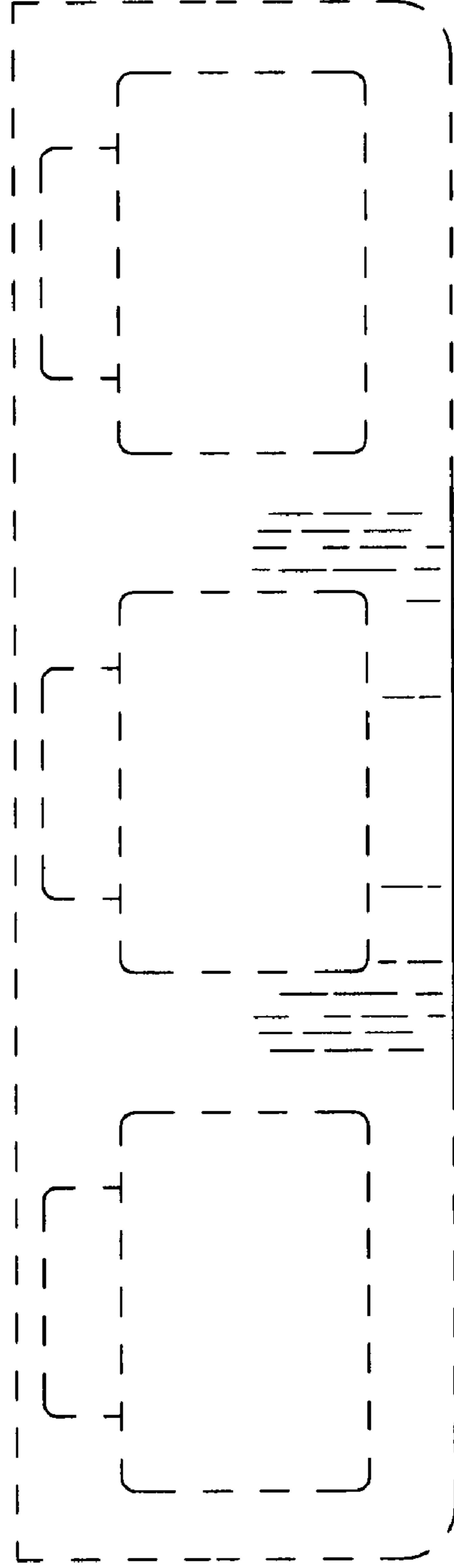


FIG. 9

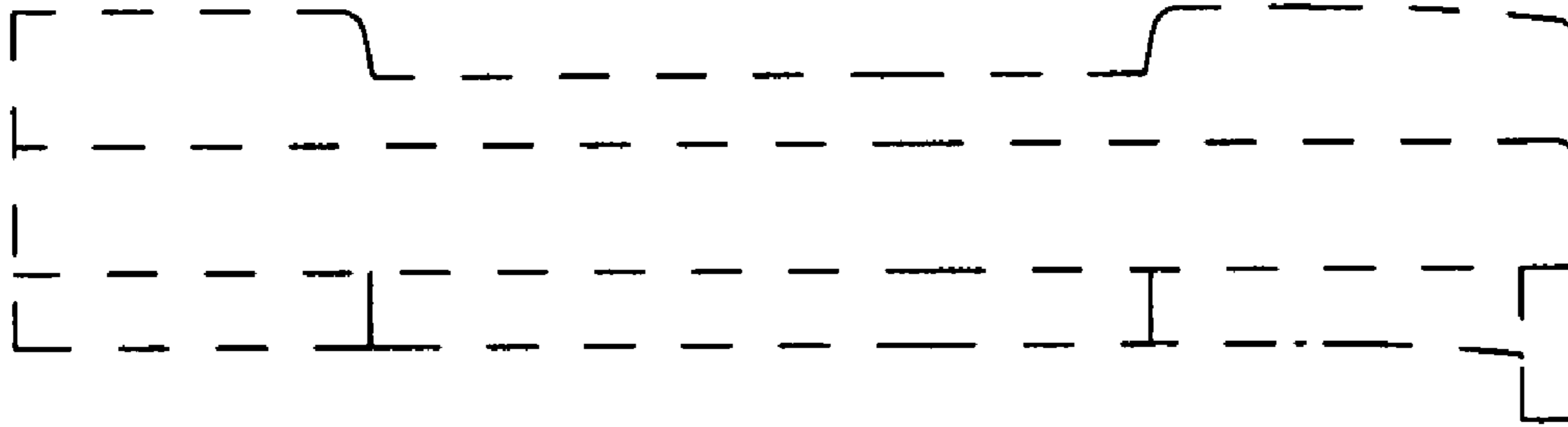


FIG. 10

