

US00D561314S

(12) **United States Design Patent**  
**Kolin et al.**

(10) **Patent No.:** **US D561,314 S**

(45) **Date of Patent:** **\*\* Feb. 5, 2008**

(54) **SHOWER PANEL**

D550,337 S \* 9/2007 Stein ..... D23/304

(75) Inventors: **Peter Kolin**, Schwäbisch Gmünd (DE);  
**Andras Haug**, Stuttgart (DE)

\* cited by examiner

*Primary Examiner*—Robert A. Delehanty

(73) Assignee: **Hansgrohe AG** (DE)

(74) *Attorney, Agent, or Firm*—Leon E. Redman; Lloyd D. Doigan

(\*\*) Term: **14 Years**

(21) Appl. No.: **29/248,498**

(22) Filed: **Aug. 18, 2006**

(30) **Foreign Application Priority Data**

Feb. 23, 2006 (EM) ..... 000484597-0004

(51) **LOC (8) Cl.** ..... **23-02**

(52) **U.S. Cl.** ..... **D23/304**

(58) **Field of Classification Search** ..... D23/228,  
D23/275, 283, 303–304; 4/546, 552, 559,  
4/567–569, 596–597, 615, 661

See application file for complete search history.

(56) **References Cited**

U.S. PATENT DOCUMENTS

D540,924 S \* 4/2007 Bouroullec et al. .... D23/304

D540,925 S \* 4/2007 Garner ..... D23/304

D541,394 S \* 4/2007 Toyohara ..... D23/304

(57) **CLAIM**

The ornamental design for a shower panel, as shown and described.

**DESCRIPTION**

FIG. 1 is a front perspective view of a shower panel showing our design;

FIG. 2 is a front elevational view thereof;

FIG. 3 is a left side elevational view thereof;

FIG. 4 is a rear elevational view thereof;

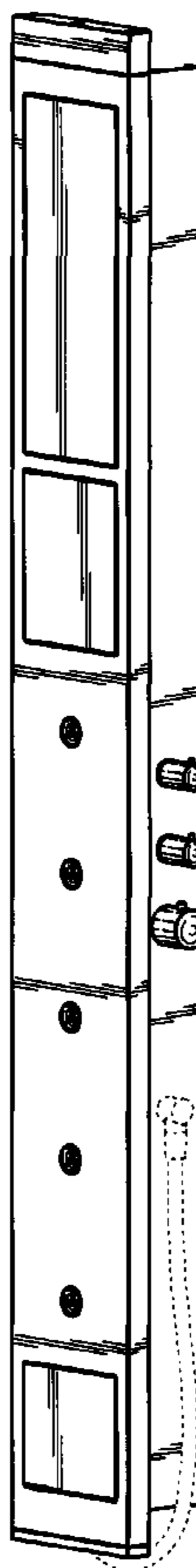
FIG. 5 is a right side elevational view thereof;

FIG. 6 is a top plan view thereof; and,

FIG. 7 is a bottom plan view thereof.

The broken lines in the Figures are for illustrative purposes only and form no part of the claimed design.

**1 Claim, 4 Drawing Sheets**






FIG. 1

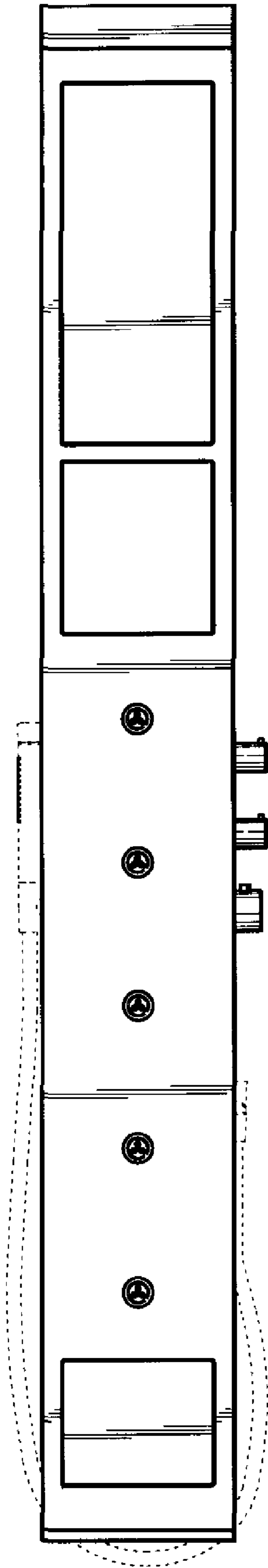


FIG. 2

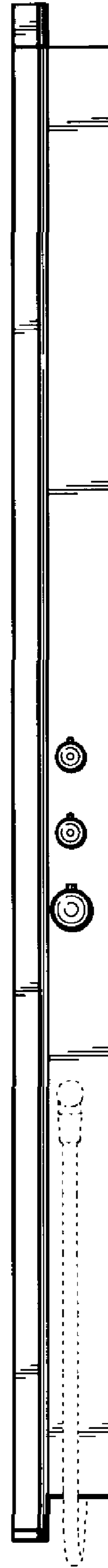


FIG. 3

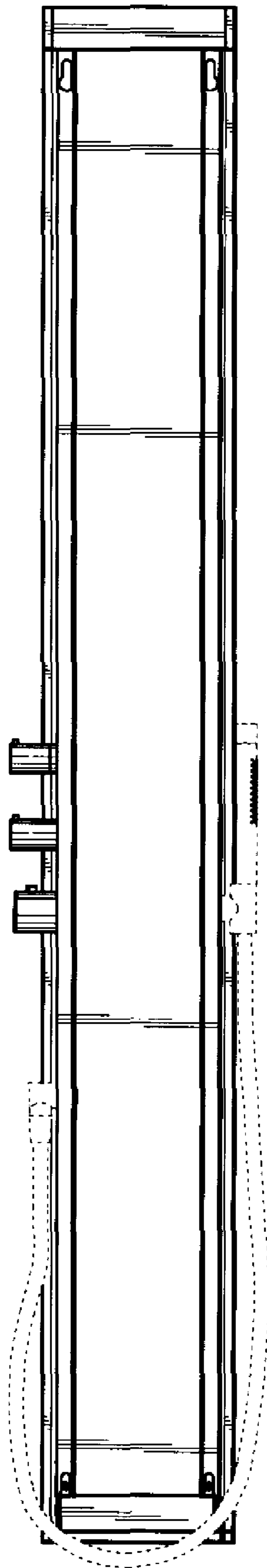


FIG. 4

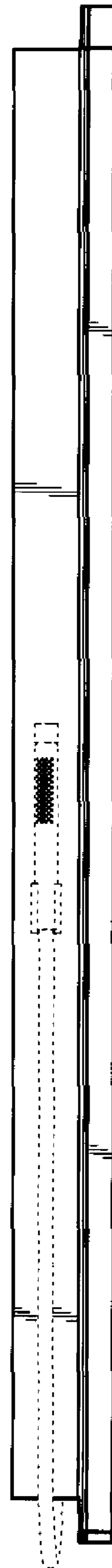


FIG. 5

FIG. 6




FIG. 7

