

US00D561300S

(12) **United States Design Patent**  
**Baba**

(10) **Patent No.:** **US D561,300 S**

(45) **Date of Patent:** **\*\* Feb. 5, 2008**

(54) **CASE FOR SEPARATION MEMBRANE**

D252,524 S \* 7/1979 Lewis ..... D23/207  
4,320,004 A \* 3/1982 Schecter ..... 210/266  
D493,207 S \* 7/2004 Ueda et al. .... D23/209

(75) Inventor: **Koichi Baba**, Ohtsu (JP)

\* cited by examiner

(73) Assignee: **Toyo Boseki Kabushiki Kaisha**,  
Osaka-Shi, Osaka (JP)

*Primary Examiner*—Robin V. Webster

(74) *Attorney, Agent, or Firm*—Kenyon & Kenyon LLP

(\*\*) Term: **14 Years**

(57) **CLAIM**

(21) Appl. No.: **29/269,280**

The ornamental design for a case for separation membrane,  
as shown.

(22) Filed: **Nov. 28, 2006**

(30) **Foreign Application Priority Data**

**DESCRIPTION**

Jun. 8, 2006 (JP) ..... 2006-014810

FIG. 1 is a front view of a case for separation membrane  
showing my new design;

(51) **LOC (8) Cl.** ..... **23-01**

FIG. 2 is a rear view thereof;

(52) **U.S. Cl.** ..... **D23/209**

FIG. 3 is a left side view thereof;

(58) **Field of Classification Search** ..... D23/207,  
D23/209; 210/95, 446

FIG. 4 is a right side view thereof;

See application file for complete search history.

FIG. 5 is a top plan view thereof;

FIG. 6 is a bottom plan view thereof; and,

(56) **References Cited**

FIG. 7 is a sectional view taken along line VII—VII in FIG.  
1 thereof.

**U.S. PATENT DOCUMENTS**

2,935,194 A \* 5/1960 Tomkin ..... 210/95  
3,434,597 A \* 3/1969 Adams et al. .... 210/95

**1 Claim, 3 Drawing Sheets**

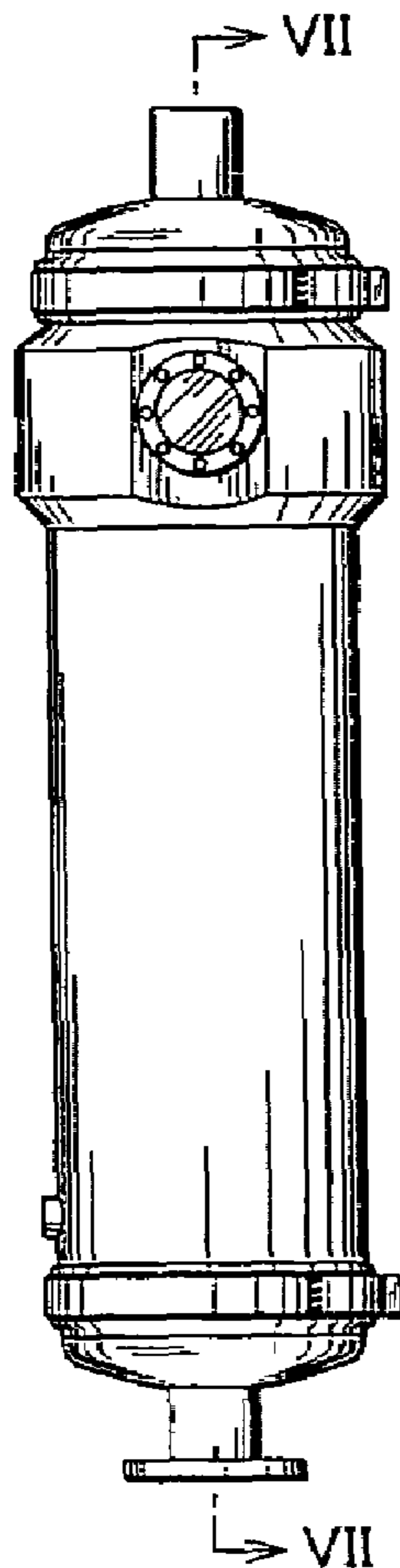


FIG.1

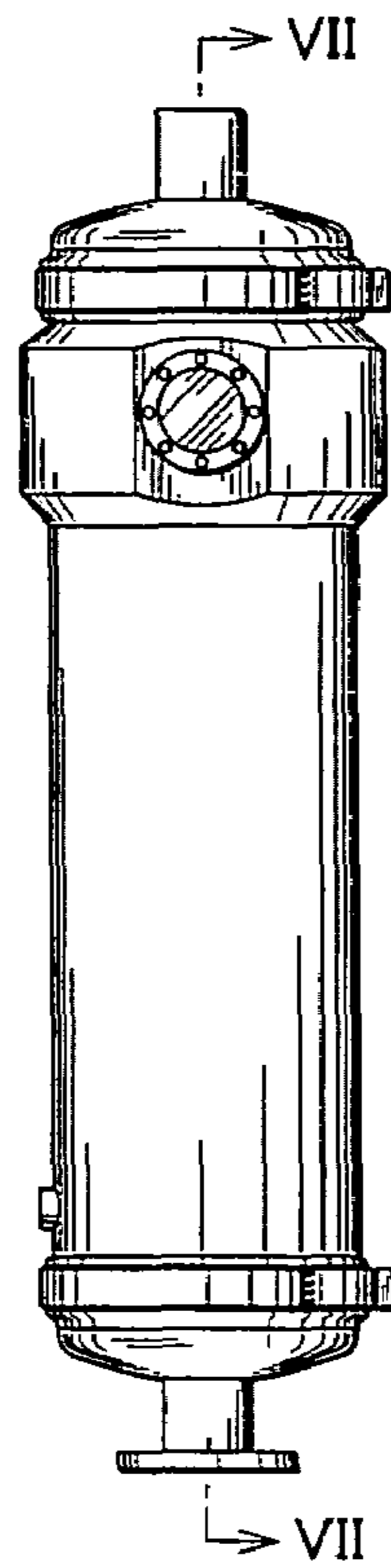


FIG.2

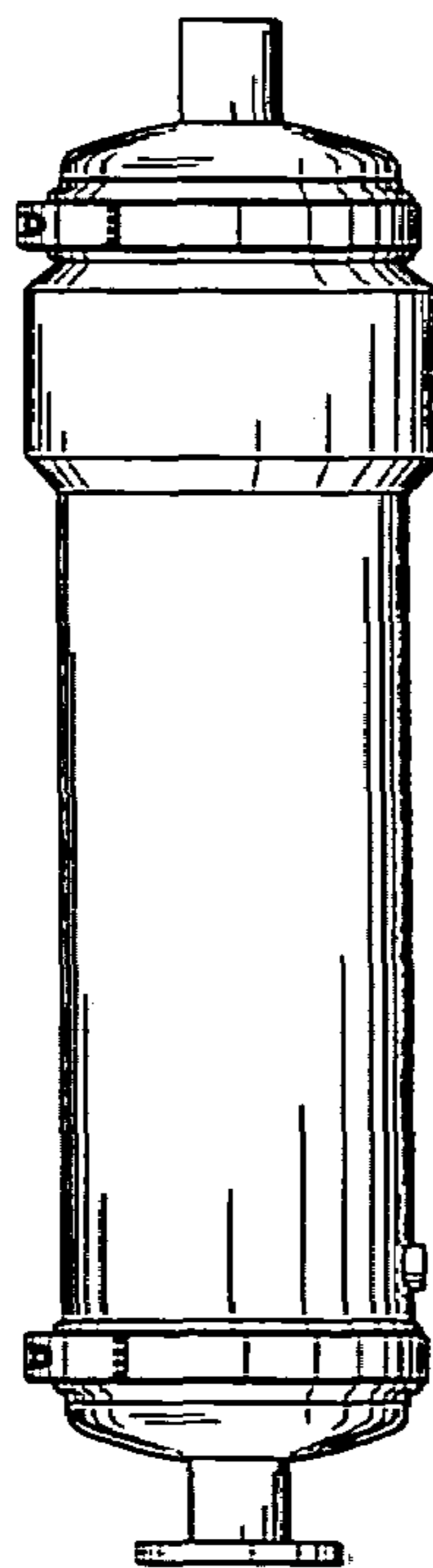


FIG.3

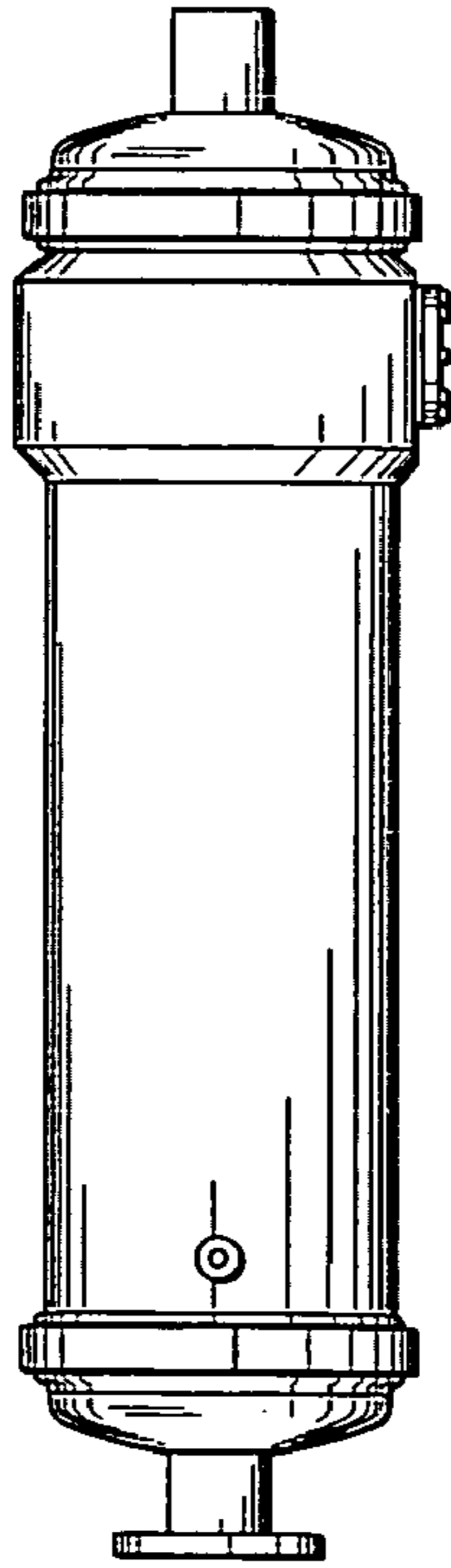


FIG.4

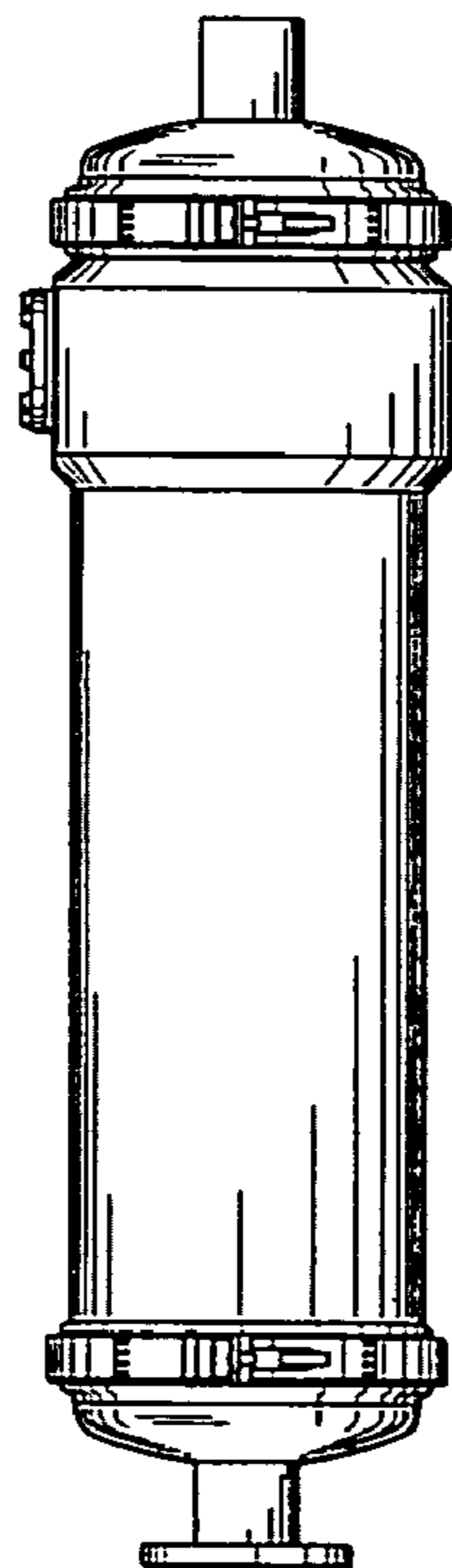


FIG.5

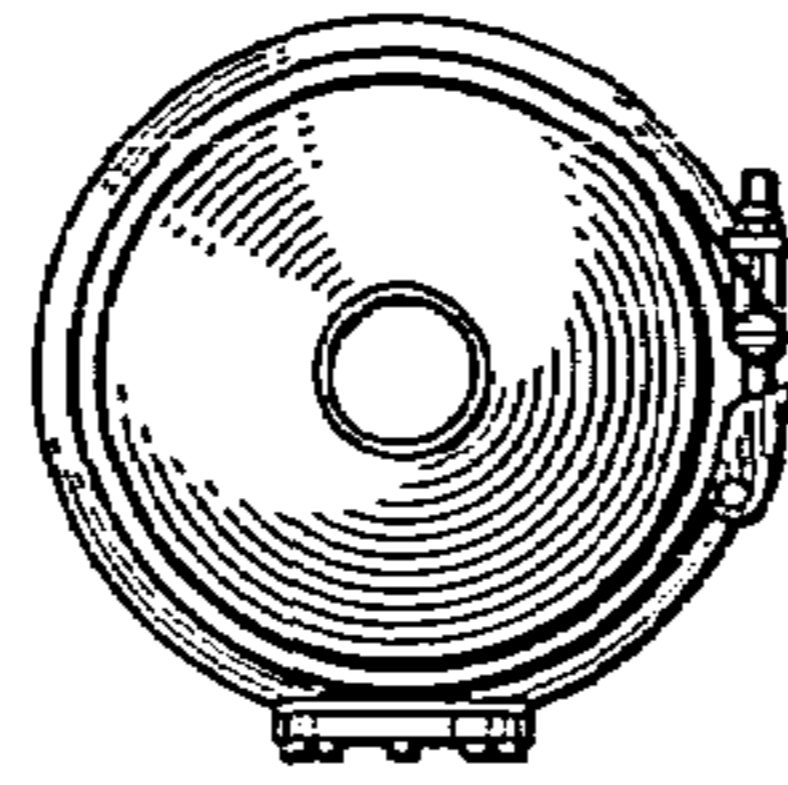


FIG.6

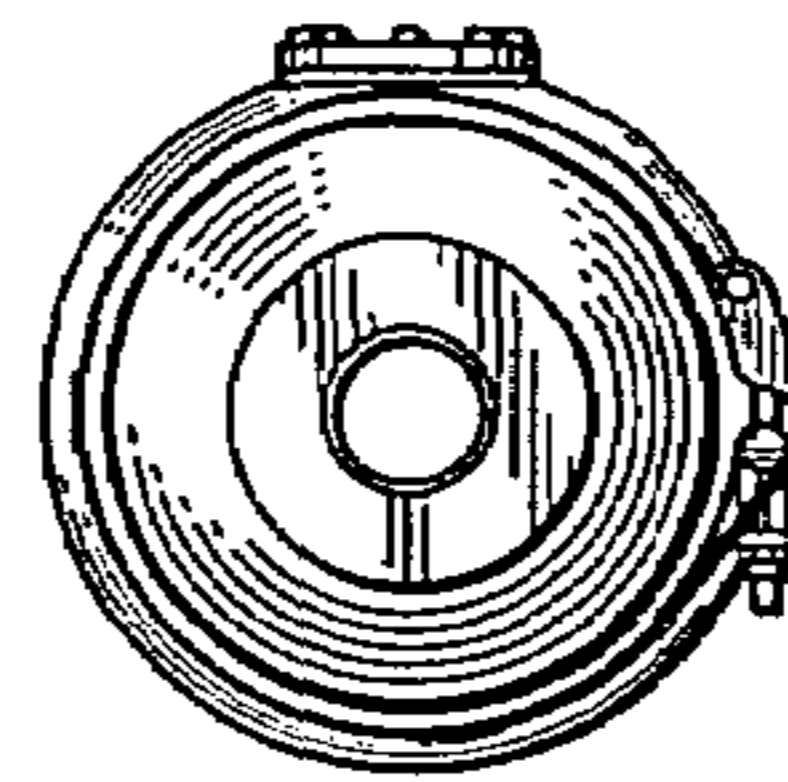


FIG.7

